FedEx PLAYOFFS

2025 MEDIA GUIDE

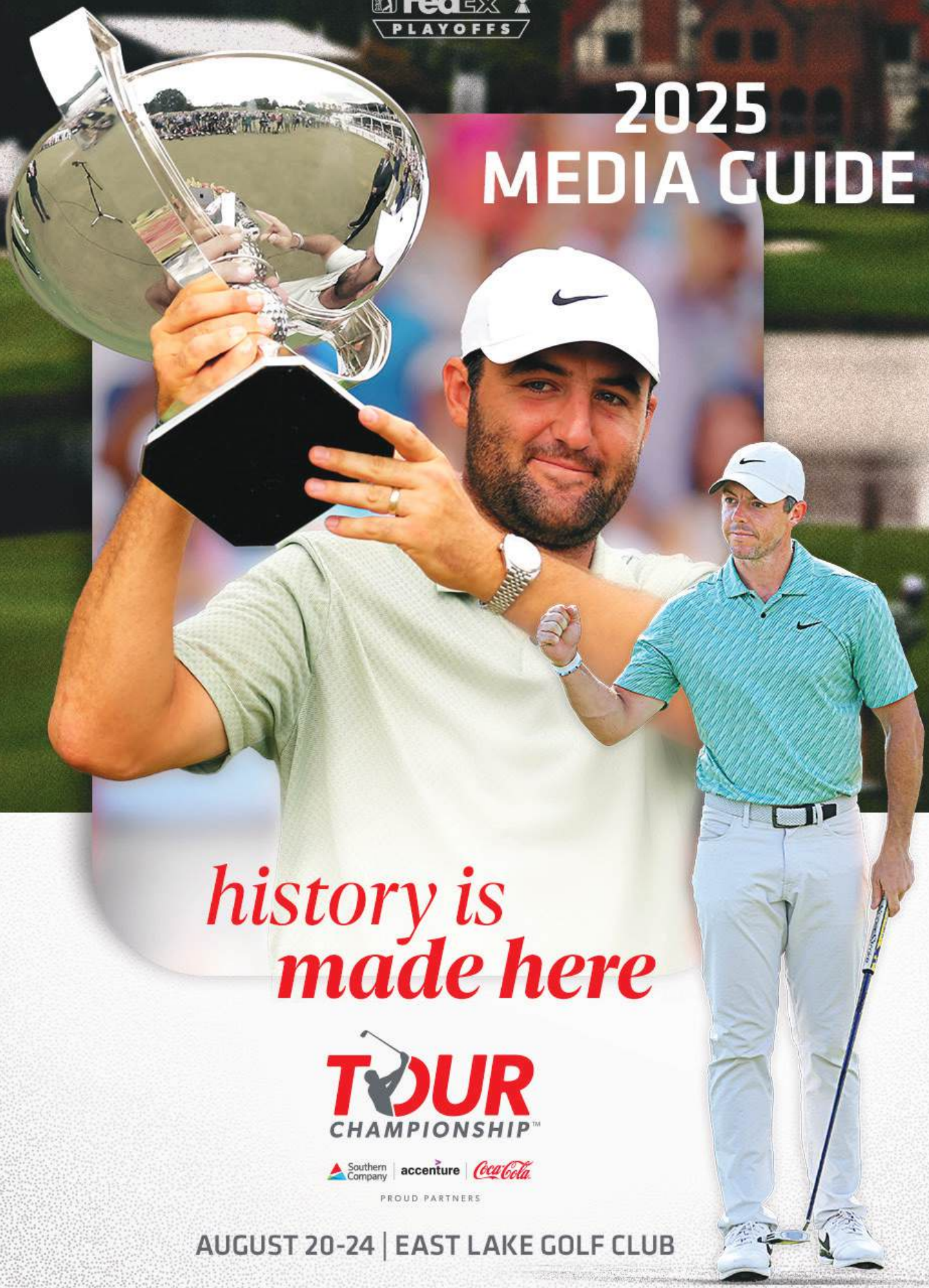

history is made here

TOUR CHAMPIONSHIP™

Southern Company | accenture | Coca-Cola

PROUD PARTNERS

AUGUST 20-24 | EAST LAKE GOLF CLUB

Table of Contents

Schedule of Events **2**
TOUR Championship 2025 Fact Sheet **3-4**
Championship Staff **4**
2025 TOUR Championship Scorecard **5**
TOUR Championship - History and Records **6-16**
History at a Glance 7
All-Time TOUR Championship Records (1987-2024) 8-12
Top-50 Career Money Winners (1987-2018) 13
Top-50 FedExCup Bonus Money Winners (2007-2024) 13
Top-50 Career Stroke Averages 14
Top-10 Finishes by Player 15
Round-by-Round Leaders 16
2025 Competitors' Capsules **17-26**
Individual Player Records **27-43**
Championship Summaries (1987-2024) **44-66**
1987 45
1988 45
1989 46
1990 46
1991 47
1992 47
1993 48
1994 48
1995 49
1996 49
1997 50
1998 50
1999 51
2000 51
2001 52
2002 52
2003 53
2004 53
2005 54
2006 54
2007 55
2008 55
2009 56
2010 56
2011 57
2012 57
2013 58
2014 58
2015 59
2016 59
2017 60
2018 60
2019 61
2020 62
2021 63
2022 64
2023 65
2024 66
FedExCup Playoffs Summaries **67-99**
FedEx St. Jude Championship Summaries **68-86**
BMW Championship Summaries **87-99**
Miscellaneous **100-124**
2024 Four–Round Course Summary **101**
2024 East Lake Golf Club Scoring Recap 101
2023 Four–Round Course Summary **102**
2023 East Lake Golf Club Scoring Recap 102
2022 Four–Round Course Summary **103**
2022 East Lake Golf Club Scoring Recap 103
2021 Four–Round Course Summary **104**
2021 East Lake Golf Club Scoring Recap 104
2020 Four–Round Course Summary **105**
2020 East Lake Golf Club Scoring Recap 105
2019 Four–Round Course Summary **106**
2019 East Lake Golf Club Scoring Recap 106
2018 Four–Round Course Summary **107**
2018 East Lake Golf Club Scoring Recap 107
2017 Four–Round Course Summary **108**
2017 East Lake Golf Club Scoring Recap 108
2016 Four–Round Course Summary **109**
2016 East Lake Golf Club Scoring Recap 109
2015 Four–Round Course Summary **110**
2015 East Lake Golf Club Scoring Recap 110
2014 Four–Round Course Summary **111**
2014 East Lake Golf Club Scoring Recap 111
2013 Four–Round Course Summary **112**
2013 East Lake Golf Club Scoring Recap 112
2012 Four–Round Course Summary **113**
2012 East Lake Golf Club Scoring Recap 113
2011 Four–Round Course Summary **114**
2011 East Lake Golf Club Scoring Recap 114
2010 Four–Round Course Summary **115**
2010 East Lake Golf Club Scoring Recap 115
2009 Four–Round Course Summary **116**
2009 East Lake Golf Club Scoring Recap 116
2008 Four–Round Course Summary **117**
2008 East Lake Golf Club Scoring Recap 117
2007 Four–Round Course Summary **118**
2007 East Lake Golf Club Scoring Recap 118
2006 Four–Round Course Summary **119**
2006 East Lake Golf Club Scoring Recap 119
2005 Four–Round Course Summary **120**
2005 East Lake Golf Club Scoring Recap 120
2004 Four–Round Course Summary **121**
2004 East Lake Golf Club Scoring Recap 121
2002 Four–Round Course Summary **122**
2002 East Lake Golf Club Scoring Recap 122
2000 Four–Round Course Summary **123**
2000 East Lake Golf Club Scoring Recap 123
Past Champions **124**

Schedule of Events

MONDAY, AUGUST 18

Practice Round for Professionals

Course Closed to the Public

TUESDAY, AUGUST 19

Practice Round for Professionals

Course Closed to the Public

7 - 8 p.m. ..... Payne Stewart Award Ceremony
GOLF Channel

WEDNESDAY, AUGUST 20

Practice Round for Professionals

Gates open 9 a.m.

10 a.m. ..... PGA TOUR CEO Brian Rolapp Press Conference
The Georgian presented by PGA TOUR Superstore (No. 9 tee)

3:30 p.m. ..... Creator Classic at East Lake presented by YouTube
No. 10 tee

THURSDAY, AUGUST 21

First Round of Competition

Gates open 10 a.m.

10:30 a.m. ..... HOPE Tee Shot Opening Ceremony
No. 1 tee

11:16 a.m. - 2 p.m. ..... Twosomes off No. 1 tee

1 - 6 p.m. ..... GOLF Channel

FRIDAY, AUGUST 22

Second Round of Competition

Gates open 10 a.m.

11:16 a.m. - 2 p.m. ..... Twosomes off No. 1 tee

1 - 6 p.m. ..... GOLF Channel

SATURDAY, AUGUST 23

Third Round of Competition

Gates open 10 a.m.

12:16 - 3 p.m. ..... Twosomes off No. 1 tee

1 - 2:30 p.m. ..... GOLF Channel

2:30 - 7 p.m. ..... NBC

SUNDAY, AUGUST 24

Final Round of Competition

Gates open 10 a.m.

10 a.m. ..... GSGA Junior Skills Challenge
The Landing

11:16 a.m. - 2 p.m. ..... Twosomes off No. 1 tee

12 - 1:30 p.m. ..... GOLF Channel

1:30 - 6 p.m. ..... NBC

6 p.m. ..... Closing Ceremony on No. 18 green

TOUR Championship Style Reminder

- Proper style for the name of this tournament is the TOUR (all caps) Championship (Upper case “C” in Championship, all other letters lower case).

TOUR Championship 2025 Fact Sheet

EVENT: The TOUR Championship is an official PGA TOUR tournament that serves as the final event in FedExCup Playoffs and crowns the season-long FedExCup Champion.

The FedExCup Playoffs begin with the top 70 qualifying for the first event at the FedEx St. Jude Championship in Memphis, Tennessee. The top 50 move on to the BMW Championship in Maryland before the top 30 advance to the TOUR Championship.

The TOUR Championship is the culmination of the PGA TOUR season and the FedExCup Playoffs where the TOUR's top 30 global stars compete for the sport's ultimate prize, the FedExCup. Since its inception, the Playoffs have concluded in Atlanta at East Lake Golf Club, which has an undeniable aura and historical significance as the place where the legendary career of Bobby Jones was born.

DATE: August 20-24, 2025

SITE: East Lake Golf Club | Atlanta, Georgia

PAR/YARDS: Par: 35-35—70/ 7,440 yards

ARCHITECT: The property known as East Lake was purchased in 1904, and the golf course designed by Tom Bendelow opened July 4, 1908. In 1913, famed golf course architect Donald Ross redesigned the Bendelow course at East Lake. In 1994, Rees Jones restored Donald Ross' golf course layout. In 2016, the tournament reversed the nines which resulted in an exciting and dramatic conclusion on the now par-5 finishing hole. In 2024, East Lake Golf Club underwent a comprehensive course restoration by designer Andrew Green to bring the course back to its "Golden Age" and original Donald Ross design.

FORMAT: 30 players; Four-day, 72-hole stroke-play competition; no cut

2024 CHAMPION: Scottie Scheffler

2025 PURSE: $40 million (portion of $100 million FedExCup Bonus Money); $10 million to the FedExCup Champion

ELIGIBILITY: As the finale of the FedExCup Playoffs, the top 30 players in FedExCup points after the BMW Championship qualify for the TOUR Championship.

TV LISTINGS: Coverage of the TOUR Championship is available across 200+ countries and terrortories in 30 languages via 44 local broadcast partners.

Thursday-Friday	1-6 p.m. ET	Golf Channel
Saturday	1-2:30 p.m. ET	Golf Channel
	2:30-7 p.m. ET	NBC
Sunday	12-1:30 p.m. ET	Golf Channel
	1:30-6 p.m. ET	NBC

WEBSITE: TOURChampionship.com

TICKETS: Tickets and Parking are on sale at TOURChampionship.com

CHARITY: Since 1998, the TOUR Championship, with the support of Proud Partners Accenture, Coca-Cola and Southern Company, has generated more than $63 million for local Atlanta charities, including a record $7.2 million donation from the 2024 tournament. Primary beneficiaries include the East Lake Foundation, First Tee – Metro Atlanta, the Grove Park Foundation, Focused Community Strategies and Purpose Built Schools Atlanta.

TOUR Championship 2025 Fact Sheet

PAST CHAMPIONS:

Year	FedExCup Champion
2007	Tiger Woods
2008	Vijay Singh
2009	Tiger Woods
2010	Jim Furyk
2011	Bill Haas
2012	Brandt Snedeker
2013	Henrik Stenson
2014	Billy Horschel
2015	Jordan Spieth
2016	Rory McIlroy
2017	Justin Thomas
2018	Justin Rose
2019	Rory McIlroy
2020	Dustin Johnson
2021	Patrick Cantlay
2022	Rory McIlroy
2023	Viktor Hovland
2024	Scottie Scheffler

COURSE RECORD: 60 (-10), Zach Johnson, 2007, 3rd round

PROUD PARTNERS: Accenture | Coca-Cola Company | Southern Company

Championship Staff

CHAMPIONSHIP OFFICE STAFF

Alex Urban.....Executive Director
Scott Gordon .....Tournament Sales Director
Justin Slavin.....Tournament Operations Manager
Kaitlyn Doe .....Tournament Services Senior Manager
Amanda Greathouse .....Tournament Services Specialist

EAST LAKE GOLF CLUB STAFF

Chad Parker.....President & General Manager
Dave Purdie.....Assistant General Manager
Charles Aubry.....Director of Agronomy
Nick Barrington .....Executive Chef
Lauren Rosenzweig.....Food & Beverage Director

COMMUNICATIONS STAFF

Rachel Noble .....Manager, Communications
Laura Vescovi.....Senior Manager, Communications
Michael Baliker.....Director, Communications
Amanda Herrington.....Senior Director, Communications
Tracey Veal.....Manager, Media Relations

2025 TOUR Championship Scorecard

HOLE	1	2	3	4	5	6	7	8	9	OUT
Marker's Notes										

10	11	12	13	14	15	16	17	18	IN	TOTAL

Player _____

Tee _____ Time _____

Date _____ Round _____

2025 Official Scorecard

TOUR CHAMPIONSHIP

East Lake Golf Club

HOLE	1	2	3	4	5	6	7	8	9	OUT
Yards	510	205	415	465	450	525	495	390	260	3715
Par	4	3	4	4	4	5	4	4	3	35
Score										

10	11	12	13	14	15	16	17	18	IN	TOTAL
425	225	390	450	530	215	460	445	585	3725	7440
4	3	4	4	4	3	4	4	5	35	70

MARKER'S SIGNATURE

PLAYER'S SIGNATURE



Scottie Scheffler claimed his first FedExCup title in 2024.

History at a Glance

Final Rd.	Winner	Score	Runner(s)-up	Score	Location	Par/Yards	Purse	First Place
11/1/1987	Tom Watson	268	Chip Beck	270	Oak Hills CC	70/6,576	$2,000,000	$360,000
11/13/1988	Curtis Strange*	279	Tom Kite	279	Pebble Beach GL	72/6,799	2,000,000	360,000
10/29/1989	Tom Kite*	276	Payne Stewart	276	Harbour Town GL	71/6,657	2,500,000	450,000
10/28/1990	Jodie Mudd*	273	Billy Mayfair	273	Champions GC	71/7,187	2,500,000	450,000
11/3/1991	Craig Stadler*	279	Russ Cochran	279	Pinehurst Resort (No. 2)	71/7,005	2,000,000	360,000
11/1/1992	Paul Azinger	276	Lee Janzen Corey Pavin	279	Pinehurst Resort (No. 2)	71/7,020	2,000,000	360,000
10/31/1993	Jim Gallagher, Jr.	277	David Frost John Huston Greg Norman Scott Simpson	278	The Olympic Club	71/6,812	3,000,000	540,000
10/30/1994	Mark McCumber*	274	Fuzzy Zoeller	274	The Olympic Club	71/6,812	3,000,000	540,000
10/29/1995	Billy Mayfair	280	Steve Elkington Corey Pavin	283	Southern Hills CC	70/6,834	3,000,000	540,000
10/27/1996	Tom Lehman	268	Brad Faxon	274	Southern Hills CC	70/6,834	3,000,000	540,000
11/2/1997	David Duval	273	Jim Furyk	274	Champions GC	71/7,220	4,000,000	720,000
11/1/1998	Hal Sutton*	274	Vijay Singh	274	East Lake GC	70/6,980	4,000,000	720,000
10/31/1999	Tiger Woods	269	Davis Love III	273	Champions GC	71/7,220	5,000,000	900,000
11/5/2000	Phil Mickelson	267	Tiger Woods	269	East Lake GC	70/6,980	5,000,000	900,000
11/4/2001	Mike Weir*	270	Ernie Els Sergio Garcia David Toms	270	Champions GC	71/7,220	5,000,000	900,000
11/3/2002	Vijay Singh	268	Charles Howell III	270	East Lake GC	70/7,029	5,000,000	900,000
11/9/2003	Chad Campbell	268	Charles Howell III	271	Champions GC	71/7,301	6,000,000	1,080,000
11/7/2004	Retief Goosen	269	Tiger Woods	273	East Lake GC	70/7,137	6,000,000	1,080,000
11/6/2005	Bart Bryant	263	Tiger Woods	269	East Lake GC	70/7,154	6,500,000	1,170,000
11/5/2006	Adam Scott	269	Jim Furyk	272	East Lake GC	70/7,154	6,500,000	1,170,000
9/16/2007	Tiger Woods	257	Mark Calcavecchia Zach Johnson	265	East Lake GC	70/7,154	7,000,000	1,260,000
9/28/2008	Camilo Villegas*	273	Sergio Garcia	273	East Lake GC	70/7,304	7,000,000	1,260,000
9/27/2009	Phil Mickelson	271	Tiger Woods	274	East Lake GC	70/7,304	7,500,000	1,350,000
9/26/2010	Jim Furyk	272	Luke Donald	273	East Lake GC	70/7,319	7,500,000	1,350,000
9/25/2011	Bill Haas*	272	Hunter Mahan	272	East Lake GC	70/7,319	8,000,000	1,440,000
9/23/2012	Brandt Snedeker	270	Justin Rose	273	East Lake GC	70/7,319	8,000,000	1,440,000
9/22/2013	Henrik Stenson	267	Jordan Spieth Steve Stricker	270	East Lake GC	70/7,307	8,000,000	1,440,000
9/14/2014	Billy Horschel	269	Jim Furyk Rory McIlroy	272	East Lake GC	70/7,307	8,000,000	1,440,000
9/27/2015	Jordan Spieth	271	Danny Lee Justin Rose Henrik Stenson	275	East Lake GC	70/7,307	8,250,000	1,485,000
9/25/2016	Rory McIlroy	268	Kevin Chappell Ryan Moore	268	East Lake GC	70/7,385	8,500,000	1,530,000
9/24/2017	Xander Schauffele	268	Justin Thomas	269	East Lake GC	70/7,346	8,750,000	1,575,000
9/23/2018	Tiger Woods	269	Billy Horschel	271	East Lake GC	70/7,346	9,000,000	1,620,000

FedExCup Starting Strokes Format (2019-2024)

Date	Winner	Starting (Pos.)	Total	Runner-up	Starting (Pos.)	Total	Location	Par/Yards
8/25/2019	Rory McIlroy	-5 (5)	-18	Xander Schauffele	-4 (T6)	-14	East Lake GC	70/7,346
9/7/2020	Dustin Johnson	-10 (1)	-21	Xander Schauffele Justin Thomas	-3 (T11) -7 (3)	-18	East Lake GC	70/7,346
9/5/2021	Patrick Cantlay	-10 (1)	-21	Jon Rahm	-6 (4)	-20	East Lake GC	70/7,346
8/28/2022	Rory McIlroy	-4 (7)	-21	Scottie Scheffler Sungjae Im	-10 (1) -4 (T6)	-20	East Lake GC	70/7,346
8/27/2023	Viktor Hovland	-8 (2)	-27	Xander Schauffele	-3 (15)	-22	East Lake GC	70/7,346
9/1/2024	Scottie Scheffler	-10 (1)	-30	Collin Morikawa	-4 (T6)	-26	East Lake GC	71/7,490

** Playoff*

All-Time TOUR Championship Records (1987-2024)

SCORING RECORDS

LOW 9-HOLE SCORE*:
28 (7-under): **Tiger Woods**, front nine, second round, East Lake, 2007
28 (7-under): **Nick Watney**, back nine, third round, East Lake, 2010
29 (6-under): **Chad Campbell**, back nine, Champions, 2003
29 (6-under): **Padraig Harrington**, back nine, first round, East Lake, 2007
29 (6-under): **John Rollins**, back nine, first round, East Lake, 2007
29 (6-under): **Zach Johnson**, back nine, third round, East Lake, 2007
29 (6-under): **Jim Furyk**, front nine, second round, East Lake, 2012
29 (6-under): **Adam Scott**, back nine, first round, East Lake, 2013
29 (6-under): **Henrik Stenson**, front nine, first round, East Lake, 2015
29 (6-under): **Phil Mickelson**, back nine, final round, East Lake, 2016
29 (6-under): **Xander Schauffele**, back nine, second round, East Lake, 2022
East Lake Golf Club's nines were flipped beginning with the 2016 event

LOW 18-HOLE SCORE:
60 (10-under): **Zach Johnson**, third round, East Lake, 2007
61 (10-under): **Chad Campbell**, third round, Champions, 2003
61 (9-under): **Collin Morikawa**, first round, East Lake, 2023
62 (9-under): **Jim Furyk**, third round, Champions, 2001
62 (8-under): **Bart Bryant**, first round, East Lake, 2005
62 (8-under): **Tim Clark**, first round, East Lake, 2007
62 (8-under): **Geoff Ogilvy**, third round, East Lake, 2007
62 (8-under): **Max Homa**, second round, East Lake, 2022
62 (8-under): **Xander Schauffele**, final round, East Lake, 2023
62 (9-under): **Russell Henley**, final round, East Lake, 2024

LOW FIRST ROUND:
61 (9-under): **Collin Morikawa**, East Lake, 2023
62 (8-under): **Bart Bryant**, East Lake, 2005
62 (8-under): **Tim Clark**, East Lake, 2007

LOW SECOND ROUND:
62 (8-under): **Max Homa**, East Lake, 2022

LOW THIRD ROUND:
60 (10-under): **Zach Johnson**, East Lake, 2007
61 (10-under): **Chad Campbell**, Champions, 2003

LOW FINAL ROUND:
62 (8-under): **Xander Schauffele**, East Lake, 2023
62 (9-under): **Russell Henley**, East Lake, 2024

LOW FIRST 36 HOLES:
125 (61-64): **Collin Morikawa**, East Lake, 2023
127 (64-63): **Tiger Woods**, East Lake, 2007

LOW MIDDLE 36 HOLES:
126 (66-60): **Zach Johnson**, East Lake, 2007
127 (63-64): **Tiger Woods**, East Lake, 2007

LOW FINAL 36 HOLES:
128 (60-68): **Zach Johnson**, East Lake, 2007
129 (61-68): **Chad Campbel**l, Champions, 2003
129 (63-66): **Rory McIlroy**, East Lake, 2022
129 (66-63): **Viktor Hovland**, East Lake, 2023
129 (67-62): **Russell Henley**, East Lake, 2024

LOW FIRST 54 HOLES:
191 (64-63-64): **Tiger Woods**, East Lake, 2007
194 (65-66-63): **Mark Calcavecchia**, East Lake, 2007

LOW FINAL 54 HOLES:
193 (63-64-66): **Tiger Woods**, East Lake, 2007
193 (64-66-63): **Viktor Hovland**, East Lake, 2023
194 (66-60-68): **Zach Johnson**, East Lake, 2007
194 (62-66-66): **Max Homa**, East Lake, 2022
194 (64-68-62): **Xander Schauffele**, East Lake, 2023

LOW 72-HOLE SCORES:
257 (64-63-64-66): **Tiger Woods**, East Lake, 2007
261 (68-64-66-63): **Viktor Hovland**, East Lake, 2023
261 (67-64-68-62): **Xander Schauffele**, East Lake, 2023
262 (66-63-67-66): **Collin Morikawa**, East Lake, 2024

BEST BIRDIE STREAK (NOT INCLUDING EAGLES):
6, **Collin Morikawa**, Nos. 10-15, first round, East Lake, 2024 (shot 66)
5, **Tiger Woods**, Nos. 3-7, third round, East Lake, 2018 (shot 65)
5, **Tiger Woods**, Nos. 13-17 (eagled No. 18), second round, East Lake, 2007 (shot 63)
5, **K.J. Choi**, Nos. 16-2, second round, East Lake, 2007 (shot 65)
5, **Kenny Perry**, Nos. 11-15, third round, Champions, 2001 (shot 65)

BEST BIRDIE-EAGLE STREAK (BY HOLES):
7-under, **Tiger Woods**, (B-B-B-B-B-E), Nos. 13-18, second round, East Lake, 2007 (shot 63)
6-under, **Chad Campbell**, (E-B-B-B-B), Nos. 9-13, third round, Champions, 2003 (shot 61)

MOST BIRDIES (72 HOLES):
29, **Sahith Theegala**, East Lake, 2024
28, **Tiger Woods**, East Lake, 2007
27, **Collin Morikawa**, East Lake, 2024
25, **Xander Schauffele**, East Lake, 2023
25, **Taylor Pendrith**, East Lake, 2024

All-Time TOUR Championship Records

HIGHEST WINNING SCORE:
280 (even par), **Billy Mayfair**, Southern Hills, 1995

HIGHEST WINNING SCORE AT EAST LAKE GOLF CLUB:
274 (6-under), **Hal Sutton**, East Lake, 1998

HOLES-IN-ONE:
Steve Lowery, No. 8, first round, Olympic Club, 1994
Greg Norman, No. 8, third round, Olympic Club, 1994
Jerry Kelly, No. 2, final round, East Lake, 2002
Chez Reavie, No. 9, second round, East Lake, 2019
Xander Schauffele, No. 9, third round, East Lake, 2019
Harris English, No. 15, first round, East Lake, 2021

TWO EAGLES, SAME ROUND:
Greg Norman, first round, Oak Hills, 1987
Notah Begay III, second round, Champions, 1999
Mark Calcavecchia, second round, Champions, 2001
Phil Mickelson, first round, East Lake, 2010
Charl Schwartzel, third round, East Lake, 2016
Bryson DeChambeau, third round, East Lake, 2018
Sepp Straka, first round, East Lake, 2023

VICTORY RECORDS

MOST VICTORIES:
3, **Tiger Woods** (1999 Champions; 2007, 2018 East Lake)
3, **Rory McIlroy** (2016, 2019, 2022 East Lake)
2, **Phil Mickelson** (2000, 2009 East Lake)

LARGEST MARGIN OF VICTORY:
8 strokes, **Tiger Woods**, East Lake, 2007
6 strokes, **Tom Lehman**, Southern Hills, 1996
6 strokes, **Bart Bryant**, East Lake, 2005

BEST COME-FROM-BEHIND VICTORY:
6 strokes, **Rory McIlroy**, East Lake, 2022
5 strokes, **Camilo Villegas**, East Lake, 2008
4 strokes, **Retief Goosen**, East Lake, 2004

WIRE-TO-WIRE WINNERS (NO TIES):
1987, **Tom Watson**, Oak Hills
1988, **Curtis Strange**, Pebble Beach
2013, **Henrik Stenson**, East Lake
2021, **Patrick Cantlay**, East Lake
2024, **Scottie Scheffler**, East Lake

LOW FINISH BY A WINNER:
63 (7-under): **Viktor Hovland**, East Lake, 2023
64 (6-under): **Retief Goosen**, East Lake, 2004
64 (6-under): **Rory McIlroy**, East Lake, 2016

HIGH FINISH BY A WINNER:
74 (2-over): **Curtis Strange**, Pebble Beach, 1988
73 (3-over): **Billy Mayfair**, Southern Hills, 1995

LOW START BY A WINNER:
62 (8-under): **Bart Bryant**, East Lake, 2005
63 (8-under): **Jim Gallagher, Jr.**, Olympic Club, 1993

HIGH START BY A WINNER:
73 (3-over): **Phil Mickelson**, East Lake, 2009
72 (2-over): **Camilo Villegas**, East Lake, 2008

PLAYERS TO WIN IN FIRST APPEARANCE:
Chad Campbell, 2003
Bart Bryant, 2005
Bill Haas, 2011
Henrik Stenson, 2013
Xander Schauffele, 2017

LEADERS RECORDS

18-HOLE LEADERS WHO HAVE GONE ON TO WIN: 17/39
Tom Watson, 1987
Curtis Strange, 1988
Craig Stadler, 1991 (tied)
Jim Gallagher, Jr., 1993
Mark McCumber, 1994 (tied)
Billy Mayfair, 1995
Tom Lehman, 1996 (tied)
David Duval, 1997 (tied)
Vijay Singh, 2002 (tied)
Bart Bryant, 2005 (tied)
Henrik Stenson, 2013
Billy Horschel, 2014 (tied)
Tiger Woods, 2018 (tied)
Dustin Johnson, 2020 (tied)
Patrick Cantlay, 2021
Viktor Hovland, 2023
Scottie Scheffler, 2024

All-Time TOUR Championship Records

36-HOLE LEADERS WHO HAVE GONE ON TO WIN: 19/39
Tom Watson, 1987
Curtis Strange, 1988
Tom Kite, 1989
Craig Stadler, 1991
Paul Azinger, 1992
Jim Gallagher, Jr., 1993 (tied)
Tom Lehman, 1996
Tiger Woods, 1999 (tied)
Bart Bryant, 2005 (tied)
Adam Scott, 2006 (tied)
Tiger Woods, 2007
Jim Furyk, 2010
Henrik Stenson, 2013
Billy Horschel, 2014
Tiger Woods, 2018 (tied)
Dustin Johnson, 2020
Patrick Cantlay, 2021
Viktor Hovland, 2023
Scottie Scheffler, 2024

54-HOLE LEADERS WHO HAVE GONE ON TO WIN: 24/39
Tom Watson, 1987
Curtis Strange, 1988
Jodie Mudd, 1990 (tied)
Craig Stadler, 1991 (tied)
Paul Azinger, 1992
Billy Mayfair, 1995
Tom Lehman, 1996
David Duval, 1997 (tied)
Tiger Woods, 1999
Vijay Singh, 2002
Chad Campbell, 2003
Bart Bryant, 2005
Adam Scott, 2006
Tiger Woods, 2007
Jim Furyk, 2010
Brandt Snedeker, 2012
Henrik Stenson, 2013
Billy Horschel, 2014 (tied)
Jordan Spieth, 2015
Tiger Woods, 2018
Dustin Johnson, 2020
Patrick Cantlay, 2021
Viktor Hovland, 2023
Scottie Scheffler, 2024

OLDEST WINNER:
Mark McCumber, Olympic Club, 1994 (43 years, 1 month, 23 days)
Bart Bryant, East Lake, 2005 (42 years, 11 months, 19 days)
Tiger Woods, East Lake, 2018 (42 years, 8 months, 24 days)

YOUNGEST WINNER:
Jordan Spieth, East Lake, 2015 (22 years, 2 months)
Tiger Woods, Champions, 1999 (23 years, 10 months, 1 day)
Xander Schauffele, East Lake, 2017 (23 years, 10 months, 30 days)

YOUNGEST FEDEXCUP WINNER:
Jordan Spieth, 2015 (22 years, 2 months)
Justin Thomas, 2017 (24 years, 4 months, 6 days)
Viktor Hovland, 2023 (25 years, 11 months, 9 days)
Rory McIlroy, 2016 (27 years, 4 months, 21 days)
Billy Horschel, 2014 (27 years, 9 months, 7 days)

WINNERS IN THEIR 20S: 14

WINNERS IN THEIR 30S: 20

WINNERS IN THEIR 40S: 5

INTERNATIONAL WINNERS:
Mike Weir, Canada, 2001
Vijay Singh, Fiji, 2002
Retief Goosen, South Africa, 2004
Adam Scott, Australia, 2006
Camilo Villegas, Colombia, 2008
Henrik Stenson, Sweden, 2013
Rory McIlroy, Northern Ireland, 2016, 2019, 2022
Viktor Hovland, Norway, 2023

MAJOR CHAMPIONSHIP TITLES/THE PLAYERS AND THE TOUR CHAMPIONSHIP IN THE SAME YEAR:
Tiger Woods (2): 1999 PGA Championship, TOUR Championship; 2007 PGA Championship, TOUR Championship
Curtis Strange: 1988 U.S. Open, TOUR Championship
Tom Kite: 1989 PLAYERS Championship, TOUR Championship
Jodie Mudd: 1990 PLAYERS Championship, TOUR Championship
Tom Lehman: 1996 Open Championship, TOUR Championship
Retief Goosen: 2004 U.S. Open, TOUR Championship
Jordan Spieth: 2015 Masters Tournament, U.S. Open, TOUR Championship
Rory McIlroy: 2019 PLAYERS Championship, TOUR Championship
Scottie Scheffler: 2024 PLAYERS Championship, Masters Tournament, TOUR Championship

Players who made the TOUR Championship their first PGA TOUR win (total wins in parenthesis):
Chad Campbell (4)

All-Time TOUR Championship Records

MISCELLANEOUS RECORDS

PLAYOFFS:
Curtis Strange def. **Tom Kite**, birdie on second extra hole, Pebble Beach, 1988
Tom Kite def. **Payne Stewart**, par on second extra hole, Harbour Town, 1989
Jodie Mudd def. **Billy Mayfair**, birdie on first extra hole, Champions, 1990
Craig Stadler def. **Russ Cochran**, birdie on second extra hole, Pinehurst No. 2, 1991
Mark McCumber def. **Fuzzy Zoeller**, birdie on first extra hole, Olympic Club, 1994
Hal Sutton def. **Vijay Singh**, birdie on first extra hole, East Lake, 1998
Mike Weir def. **David Toms**, **Sergio Garcia**, **Ernie Els**, birdie on first extra hole, Champions, 2001
Camilo Villegas def. **Sergio Garcia**, par on first extra hole, East Lake, 2009
Bill Haas def. **Hunter Mahan**, par on third extra hole, East Lake, 2011
Rory McIlroy def. **Ryan Moore** and **Kevin Chappell**, birdie on the fourth extra hole, East Lake, 2016

YOUNGEST TO ADVANCE TO THE TOUR CHAMPIONSHIP:
Jordan Spieth, 2013 (20 years, 1 month, 26 days)
Tiger Woods, 1996 (20 years 9 months, 27 days)

LARGEST 18-HOLE LEAD:
5 strokes, **Jim Gallagher, Jr.**, Olympic Club, 1993
4 strokes, **Anthony Kim**, East Lake, 2008
4 strokes, **Scottie Scheffler**, East Lake, 2024

LARGEST 36-HOLE LEAD:
4 strokes, **Tom Watson**, Oak Hills, 1987
4 strokes, **Tom Kite**, Harbour Town, 1989
4 strokes, **Tom Lehman**, Southern Hills, 1996
4 strokes, **Henrik Stenson**, East Lake, 2013

LARGEST 54-HOLE LEAD:
9 strokes, **Tom Lehman**, Southern Hills, 1996
6 strokes, **Scottie Scheffler**, East Lake, 2022
6 strokes, **Viktor Hovland**, East Lake, 2023
5 strokes, **Dustin Johnson**, East Lake, 2020
5 strokes, **Scottie Scheffler**, East Lake, 2024

MOST RUNNER-UP FINISHES:
4, **Tiger Woods** (2000, 2004, 2005, 2009 East Lake)
3, **Jim Furyk** (1997 Champions; 2006, 2014 East Lake)
3, **Xander Schauffele** (2019, 2020, 2023 East Lake)
2, **Corey Pavin** (1999 Pinehurst; 1995 Southern Hills)
2, **Charles Howell III** (2002 East Lake; 2003 Champions)
2, **Sergio Garcia** (2001 Champions; 2008 East Lake)
2, **Justin Rose** (2012, 2015 East Lake)
2, **Justin Thomas** (2017, 2020 East Lake)

MOST TOP-10 FINISHES:
12, **Vijay Singh**
10, **Jim Furyk**
9, **Rory McIlroy**
9, **Tiger Woods**
8, **Ernie Els**
8, **Xander Schauffele**

MOST SEASONS QUALIFYING FOR TOUR CHAMPIONSHIP (2007-2024):
12, **Dustin Johnson**
11, **Rory McIlroy**
10, **Hideki Matsuyama**
10, **Justin Rose**
10, **Adam Scott**
9, **Jason Day**
9, **Matt Kuchar**
9, **Phil Mickelson**

LONGEST ACTIVE STREAK OF TOUR CHAMPIONSHIP APPEARANCES (2007-2024):
8, **Tony Finau (2017-2024)**
8, **Xander Schauffele (2017-2024)**

MOST TOTAL APPEARANCES (1987-2024):
19, **Phil Mickelson**
16, **Ernie Els**
16, **Jim Furyk**
16, **Davis Love III**
16, **Vijay Singh**
15, **Tiger Woods**
14, **Mark Calcavecchia**
13, **Nick Price**
13, **Adam Scott**
12, **Dustin Johnson**

FEDEXCUP STANDINGS LEADERS ENTERING TOUR CHAMPIONSHIP TO WIN FEDEXCUP (2007-2024):
2007, **Tiger Woods**
2008, **Vijay Singh**
2009, **Tiger Woods**
2020, **Dustin Johnson**
2021, **Patrick Cantlay**
2024, **Scottie Scheffler**

BEST FINISH BY A DEFENDING CHAMPION:
2nd, **Tiger Woods**, 2000
4th, **Rory McIlroy**, 2023
T4, **Retief Goosen**, 2005
T5, **Vijay Singh**, 2004

All-Time TOUR Championship Records

FEDEXCUP STARTING STROKES RECORDS

STARTING STROKES FOR FEDEXCUP CHAMPION:
2019, **Rory McIlroy**, -5
2020, **Dustin Johnson**, -10
2021, **Patrick Cantlay**, -10
2022, **Rory McIlroy**, -4
2023, **Viktor Hovland**, -8
2024, **Scottie Scheffler**, -10

FEDEXCUP STANDINGS LEADER ENTERING TOUR CHAMPIONSHIP (FEDEXCUP FINISH):
2019, **Justin Thomas**, T3
2020, **Dustin Johnson**, 1st
2021, **Patrick Cantlay**, 1st
2022, **Scottie Scheffler**, T2
2023, **Scottie Scheffler**, T6
2024, **Scottie Scheffler**, 1st

BIGGEST FEDEXCUP STANDINGS JUMP:
17 spots (25 to 8), **Chez Reavie**, 2019
16 spots (19 to 3), **Kevin Na**, 2021
16 spots (30 to T14), **Justin Thomas**, 2024

BIGGEST FEDEXCUP STANDINGS DROP:
19 spots (2 to T21), **Patrick Cantlay**, 2019
19 spots (5 to 24), **Sam Burns,** 2019

LEAST AMOUNT OF FEDEXCUP STARTING STROKES TO WIN FEDEXCUP:
-4, **Rory McIlroy**, 2022

PAST RESULTS AT TOUR CHAMPIONSHIP - TOP 5 IN FEDEXCUP:

2024

1	-10	**Scottie Scheffler**	1
2	-8	**Xander Schauffele**	T4
3	-7	**Hideki Matsuyama**	T9
4	-6	**Keegan Bradley**	T21
5	-5	**Ludvig Åberg**	16

2023

1	-10	**Scottie Scheffler**	T6
2	-8	**Viktor Hovland**	1
3	-7	**Rory McIlroy**	4
4	-6	**Jon Rahm**	T18
5	-5	**Lucas Glover**	T18

2022

1	-10	**Scottie Scheffler**	T2
2	-8	**Patrick Cantlay**	T7
3	-7	**Will Zalatoris**	WD
4	-6	**Xander Schauffele**	4
5	-5	**Sam Burns**	24

2021

1	-10	**Patrick Cantlay**	1
2	-8	**Tony Finau**	T11
3	-7	**Bryson DeChambeau**	7
4	-6	**Jon Rahm**	2
5	-5	**Cameron Smith**	T14

2020

1	-10	**Dustin Johnson**	1
2	-8	**Jon Rahm**	4
3	-7	**Justin Thomas**	T2
4	-6	**Webb Simpson**	T12
5	-5	**Collin Morikawa**	6

2019

1	-10	**Justin Thomas**	T3
2	-8	**Patrick Cantlay**	T21
3	-7	**Brooks Koepka**	T3
4	-6	**Patrick Reed**	T9
5	-5	**Rory McIlroy**	1

Top-50 Career Money Winners (1987-2018)

	Name	Events	Earnings
1	Tiger Woods	15	7,496,800.00
2	Jim Furyk	16	5,333,466.67
3	Phil Mickelson	19	4,611,900.00
4	Vijay Singh	16	3,634,433.34
5	Justin Rose	10	3,203,633.33
6	Retief Goosen	7	2,921,333.33
7	Rory McIlroy	11	2,895,260.00
8	Adam Scott	13	2,824,191.66
9	Jordan Spieth	8	2,774,600.00
10	Billy Horschel	7	2,676,000.00
11	Sergio Garcia	11	2,669,150.00
12	Ernie Els	16	2,551,366.67
13	Luke Donald	7	2,392,433.33
14	Dustin Johnson	12	2,326,910.00
15	Davis Love III	16	2,324,133.32
16	Brandt Snedeker	7	2,182,200.00
17	Steve Stricker	10	2,130,766.67
18	Hunter Mahan	8	2,105,600.00
19	Zach Johnson	9	2,103,975.00
20	Henrik Stenson	2	2,058,750.00
21	Bill Haas	4	1,892,800.00
22	Xander Schauffele	8	1,854,900.00
23	David Toms	10	1,843,333.33
24	Mark Calcavecchia	14	1,825,150.01
25	Mike Weir	7	1,803,000.00
26	Scott Verplank	9	1,748,116.67
27	Charles Howell III	6	1,686,600.00
28	Camilo Villegas	3	1,672,525.00
29	Paul Casey	6	1,615,950.00
30	Bubba Watson	8	1,562,320.00
31	Webb Simpson	8	1,558,450.00
32	Justin Thomas	8	1,522,400.00
33	Jason Day	9	1,521,208.33
34	K.J. Choi	8	1,468,866.67
35	Matt Kuchar	9	1,467,235.00
36	Chad Campbell	5	1,451,800.00
37	David Duval	7	1,441,600.00
38	Ryan Moore	3	1,428,375.00
39	Kenny Perry	10	1,379,350.00
40	Billy Mayfair	7	1,328,040.00
41	Justin Leonard	11	1,275,506.66
42	Hideki Matsuyama	10	1,204,475.00
43	Hal Sutton	7	1,195,333.33
44	Tom Lehman	9	1,192,714.28
45	Gary Woodland	7	1,183,236.67
46	Bart Bryant	1	1,170,000.00
47	Jason Dufner	6	1,142,133.33
48	Stuart Appleby	8	1,116,865.00
49	Nick Price	13	1,111,980.96
50	Rickie Fowler	7	1,023,175.00

Top-50 FedExCup Bonus Money Winners (2007-2024)

Rank	Name	Bonus Earnings
1	Rory McIlroy	$56,052,083.00
2	Scottie Scheffler	$35,716,667.00
3	Xander Schauffele	$29,283,333.00
4	Tiger Woods	$28,594,000.00
5	Dustin Johnson	$27,057,000.00
6	Justin Thomas	$25,940,000.00
7	Viktor Hovland	$22,412,500.00
8	Patrick Cantlay	$21,574,000.00
9	Collin Morikawa	$17,577,000.00
10	Jordan Spieth	$16,960,500.00
11	Justin Rose	$15,644,500.00
12	Jim Furyk	$15,407,000.00
13	Billy Horschel	$14,443,000.00
14	Henrik Stenson	$13,863,000.00
15	Brandt Snedeker	$12,954,500.00
16	Adam Scott	$12,422,333.00
17	Bill Haas	$11,544,500.00
18	Jon Rahm	$11,277,500.00
19	Vijay Singh	$11,272,000.00
20	Sungjae Im	$10,825,000.00
21	Phil Mickelson	$9,024,000.00
22	Steve Stricker	$8,682,000.00
23	Sahith Theegala	$8,270,000.00
24	Matt Kuchar	$7,802,667.00
25	Wyndham Clark	$7,746,000.00
26	Russell Henley	$7,130,333.00
27	Jason Day	$6,467,000.00
28	Tony Finau	$6,332,000.00
29	Webb Simpson	$6,249,167.00
30	Kevin Na	$6,210,000.00
31	Hideki Matsuyama	$6,162,666.00
32	Paul Casey	$5,788,000.00
33	Brooks Koepka	$5,513,000.00
34	Luke Donald	$5,480,000.00
35	Rickie Fowler	$5,364,000.00
36	Patrick Reed	$5,301,333.00
37	Chris Kirk	$4,969,000.00
38	Sergio Garcia	$4,907,750.00
39	Zach Johnson	$4,866,000.00
40	Bryson DeChambeau	$4,586,500.00
41	Bubba Watson	$4,440,000.00
42	Max Homa	$4,414,000.00
43	Camilo Villegas	$4,167,000.00
44	Keegan Bradley	$3,997,500.00
45	Charley Hoffman	$3,917,000.00
46	Tommy Fleetwood	$3,856,667.00
47	Nick Watney	$3,709,000.00
48	Sepp Straka	$3,417,000.00
49	Sam Burns	$3,288,500.00
50	Marc Leishman	$3,195,500.00

Top-50 Career Stroke Averages

	Name	Average	Rounds
1	Xander Schauffele	67.13	32
T2	Wyndham Clark	67.38	8
T2	Max Homa	67.38	8
4	Viktor Hovland	67.40	20
T5	Tyrrell Hatton	67.75	8
T5	Henrik Stenson	67.75	8
7	Justin Thomas	67.81	32
8	Scottie Scheffler	67.95	20
T9	Sahith Theegala	68.00	8
T9	Russell Henley	68.00	16
T9	Collin Morikawa	68.00	20
12	Rory McIlroy	68.11	44
13	Aaron Wise	68.13	8
14	Matt Fitzpatrick	68.25	8
T15	Sepp Straka	68.42	12
T15	Ryan Moore	68.42	12
T15	Paul Casey	68.42	24
18	Jon Rahm	68.46	28
19	Joe Durant	68.50	8
20	Billy Horschel	68.57	28
T21	Camilo Villegas	68.58	12
T21	Sungjae Im	68.58	24
23	Sam Burns	68.69	16
24	Retief Goosen	68.75	28
T25	Jason Kokrak	68.88	8
T25	Aaron Baddeley	68.88	8
T25	Chris Perry	68.88	8
28	Tiger Woods	68.88	60
T29	Tommy Fleetwood	68.94	16
T29	Padraig Harrington	68.94	16
31	Sergio Garcia	68.98	44
32	Tony Finau	69.00	32
33	Justin Rose	69.05	40
34	Jim Furyk	69.11	64
35	Daniel Berger	69.20	20
T36	Si Woo Kim	69.25	8
T36	Tom Hoge	69.25	8
T36	Chris Kirk	69.25	8
T36	Wayne Levi	69.25	8
T36	Sean O'Hair	69.25	12
T36	Jerry Kelly	69.25	16
T36	Patrick Cantlay	69.25	28
T36	Adam Scott	69.25	52
44	Scott Verplank	69.28	36
45	Jordan Spieth	69.28	32
46	Charles Howell III	69.29	24
47	Luke Donald	69.32	28
T48	Bernhard Langer	69.38	8
T48	Roberto Castro	69.38	8
T48	Bryson DeChambeau	69.38	16

**minimum of eight rounds*

Top-10 Finishes by Player

Player	Top-10 Finishes	Year (Finish)
Vijay Singh	12	1995 (6), 1996 (T9), 1997 (T10), 1998 (2), 1999 (T9), 2000 (T3), 2002 (1), 2003 (T5), 2004 (9), 2005 (T4), 2006 (T8), 2007 (T7)
Jim Furyk	10	1997 (2), 1998 (T3), 2001 (T7), 2003 (8), 2006 (2), 2008 (T6), 2009 (T7), 2010 (1), 2012 (7), 2014 (T2)
Rory McIlroy	9	2012 (T10), 2014 (T2), 2016 (1), 2018 (T7), 2019 (1), 2020 (T8), 2022 (1), 2023 (4), 2024 (T9)
Tiger Woods	9	1999 (1), 2000 (2), 2002 (T7), 2004 (2), 2005 (2), 2007 (1), 2009 (2), 2012 (T8), 2018 (1)
Ernie Els	8	1996 (T6), 2000 (T3), 2001 (T2), 2004 (T10), 2006 (T10), 2008 (T6), 2009 (9), 2010 (T7)
Xander Schauffele	8	2017 (1), 2018 (T7), 2019 (2), 2020 (T2), 2021 (T5), 2022 (4), 2023 (2), 2024 (T4)
Dustin Johnson	7	2012 (T10), 2013 (5), 2015 (T5), 2016 (T6), 2018 (3), 2020 (1), 2021 (T8)
Davis Love III	7	1997 (3), 1998 (T8), 1999 (2), 2000 (T8), 2002 (T5), 2003 (T5), 2005 (T4)
Adam Scott	7	2005 (T7), 2006 (1), 2011 (T6), 2014 (T9), 2016 (T8), 2019 (6), 2024 (T4)
Justin Thomas	7	2016 (T6), 2017 (1), 2018 (T7), 2019 (T3), 2020 (T2), 2021 (4), 2022 (T5)
Scott Verplank	7	1988 (T8), 1998 (T5), 2001 (T5), 2003 (T9), 2004 (T7), 2005 (3), 2007 (T5)
Mark Calcavecchia	6	1987 (T5), 1988 (T3), 1989 (T9), 1993 (T7), 1997 (T4), 2007 (T2)
Sergio Garcia	6	2001 (T2), 2007 (4), 2008 (2), 2013 (T9), 2014 (T9), 2017 (T10)
Retief Goosen	6	2002 (T9), 2003 (3), 2004 (1), 2005 (T4), 2006 (4), 2010 (3)
Corey Pavin	6	1987 (T5), 1991 (T10), 1992 (T2), 1993 (T7), 1994 (T10), 1995 (T2)
Justin Rose	6	2012 (2), 2013 (6), 2014 (T4), 2015 (T2), 2017 (T10), 2018 (T4)
Paul Casey	5	2010 (T4), 2015 (T5), 2016 (4), 2017 (5), 2019 (5)
Fred Couples	5	1988 (7), 1989 (T7), 1992 (T5), 1993 (T10), 1996 (5)
David Duval	5	1995 (T9), 1997 (1), 1998 (T8), 2000 (6), 2001 (T7)
Justin Leonard	5	1995 (T7), 1996 (T6), 1997 (T8), 1998 (T5), 2008 (T10)
Phil Mickelson	5	2000 (1), 2002 (T5), 2008 (T3), 2009 (1), 2011 (10)
Greg Norman	5	1987 (3), 1990 (T7), 1992 (T7), 1993 (T2), 1995 (T9)

Player	Top-10 Finishes	Year (Finish)
Stuart Appleby	4	2000 (7), 2005 (T7), 2006 (T10), 2008 (T10)
Chip Beck	4	1987 (2), 1989 (T9), 1990 (6), 1991 (T5)
K.J. Choi	4	2002 (T9) , 2008 (9), 2010 (T7), 2011 (T3)
Luke Donald	4	2006 (T5), 2010 (2), 2011 (T3), 2012 (T3)
Jay Haas	4	1992 (T7), 1993 (T10), 1994 (6), 2004 (T7)
Billy Horschel	4	2013 (T7), 2014 (1), 2018 (2), 2021 (T9)
Zach Johnson	4	2007 (T2), 2010 (T9), 2013 (T7), 2015 (T8)
Hideki Matsuyama	4	2016 (5), 2018 (T4), 2019 (T9), 2024 (T9)
Kenny Perry	4	1996 (4), 2001 (T5), 2003 (T9), 2009 (T4)
Nick Price	4	1987 (T5), 1990 (5), 1991 (T5), 2000 (T3)
Scottie Scheffler	4	2020 (5), 2022 (T2), 2023 (T6), 2024 (1)
Steve Stricker	4	1996 (3), 1998 (T5), 2009 (6), 2013 (T2)
Paul Azinger	3	1987 (4), 1989 (T3), 1992 (1)
Patrick Cantlay	3	2021 (1), 2022 (T7), 2023 (5)
Jason Day	3	2011 (T6), 2014 (T4), 2015 (T10)
Steve Elkington	3	1990 (10), 1991 (9), 1995 (T2)
Brad Faxon	3	1992 (T7), 1996 (2), 1997 (T6)
Tony Finau	3	2017 (T7), 2019 (7), 2022 (9)
David Frost	3	1992 (T7), 1993 (T2), 1994 (T4)
Charles Howell III	3	2002 (2), 2003 (2), 2011 (T6)
John Huston	3	1993 (T2), 1994 (T10), 1999 (T5)
Jerry Kelly	3	2002 (4), 2004 (3), 2009 (T10)
Tom Kite	3	1988 (2), 1989 (1), 1993 (T7)
Matt Kuchar	3	2012 (T10), 2015 (T10), 2017 (T10)
Bruce Lietzke	3	1988 (T8), 1991 (4), 1994 (T10)
Hunter Mahan	3	2007 (T5), 2011 (2), 2012 (T8)
Billy Mayfair	3	1990 (2), 1995 (1), 2008 (T10)
Ryan Moore	3	2010 (T9), 2012 (T3), 2016 (T2)
Collin Morikawa	3	2020 (6), 2023 (T6), 2024 (2)
Jon Rahm	3	2017 (T7), 2020 (4), 2021 (2)
Webb Simpson	3	2012 (T5), 2013 (4), 2018 (T4)
Jeff Sluman	3	1991 (T10), 1996 (T9), 1999 (T5)
Jordan Spieth	3	2012 (T2), 2015 (1), 2017 (T7)
Hal Sutton	3	1987 (T5), 1998 (1), 1999 (T9)
David Toms	3	2001 (T2), 2002 (2), 2004 (T10)
Camilo Villegas	3	2007 (T9), 2008 (1), 2010 (T9)
Bubba Watson	3	2012 (T5), 2015 (T5), 2016 (T10)
Mike Weir	3	2001 (1), 2004 (T4) , 2008 (T6)

Round-by-Round Leaders

Year	18-Hole Leader	36-Hole Leader	54-Hole Leader
1987	65, Tom Watson (1)	131, Tom Watson (1)	200, Tom Watson (1)
1988	64, Curtis Strange (P1)	135, Curtis Strange (P1)	205, Curtis Strange (P1)
1989	65, Donnie Hammond (5)	134, Tom Kite (P1)	206, Wayne Levi (T3)
1990	66, Greg Norman (T7), Tim Simpson (T7)	135, Billy Mayfair (P2)	205, Billy Mayfair (P2), Jodie Mudd (P1)
1991	68, Ian Baker-Finch (T10), Russ Cochran (P2), John Daly (T3), Craig Stadler (P1)	136, Craig Stadler (P1)	208, Russ Cochran (P2), Craig Stadler (P1)
1992	68, Keith Clearwater (4), Davis Love III (T25)	136, Paul Azinger (1)	205, Paul Azinger (1)
1993	63, Jim Gallagher Jr. (1)	136, Jim Gallagher Jr. (1), David Frost (2)	205, David Frost (2)
1994	66, David Frost (T4), Bill Glasson (T4), Steve Lowery (T8), Mark McCumber (P1)	134, Bill Glasson (T4)	205, Bill Glasson (T4)
1995	68, Billy Mayfair (1)	137, Brad Bryant (T7)	207, Billy Mayfair (1)
1996	66, Tom Lehman (1), Vijay Singh (T9)	133, Tom Lehman (1)	197, Tom Lehman (1)
1997	66, David Duval (1), Jim Furyk (2), Jesper Parnevik (T6)	133, Scott Hoch (T10)	205, David Duval (1), Brad Faxon (T6), Bill Glasson (T4), Davis Love III (3)
1998	63, Vijay Singh (P2)	133, Vijay Singh (P2)	203, Vijay Singh (P2)
1999	64, Davis Love III (2)	133, Tiger Woods (1), Davis Love III (2)	200, Tiger Woods (1)
2000	64, Ernie Els (T3)	133, David Duval (6)	200, Vijay Singh (T3), Tiger Woods (2)
2001	65, Frank Lickliter II (T20), Bernhard Langer (T10)	132, Scott Verplank (T5)	200, Scott Verplank (T5)
2002	65, Steve Lowery (T13), Vijay Singh (1)	135, Charles Howell III (2)	201, Vijay Singh (1)
2003	67, Charles Howell III (2), Kenny Perry (T9)	134, Charles Howell III (2)	200, Chad Campbell (1)
2004	67, Darren Clarke (T15), Jay Haas (T7), Jerry Kelly (3)	133, Jay Haas (T7)	201, Jay Haas (T7), Tiger Woods (2)
2005	62, Bart Bryant (1)	130, Bart Bryant (1), Retief Goosen (T4)	196, Bart Bryant (1)
2006	68, Joe Durant (3), Retief Goosen (4)	136, Joe Durant (3), Adam Scott (1)	203, Adam Scott (1)
2007	62, Tim Clark (T7)	127, Tiger Woods (1)	201, Tiger Woods (1)
2008	64, Anthony Kim (T3)	133, Anthony Kim (T3)	202, Sergio Garcia (P2)
2009	64, Sean O'Hair (3)	135, Tiger Woods (2)	202, Kenny Perry (T4)
2010	66, Paul Casey (T4), Luke Donald (2), Geoff Ogilvy (T13)	132, Luke Donald (2), Jim Furyk (1)	202, Jim Furyk (1)
2011	64, Keegan Bradley (T11)	132, Adam Scott (T6)	201, Hunter Mahan (P2), Aaron Baddeley (T3)
2012	66, Justin Rose (2), Tiger Woods (T8)	133, Jim Furyk (7)	201, Justin Rose (2), Brandt Snedeker (1)
2013	64, Henrik Stenson (1)	130, Henrik Stenson (1)	199, Henrik Stenson (1)
2014	66, Billy Horschel (1) Chris Kirk (T4)	132, Billy Horschel (1)	201, Billy Horschel (1) Rory McIlroy (T2)
2015	63, Henrik Stenson (T2)	131, Henrik Stenson (T2)	202, Jordan Spieth (1)
2016	66, Kevin Chappell (T2), Dustin Johnson (T6), Hideki Matsuyama (5)	133, Dustin Johnson (T6)	202, Kevin Chappell (T2), Dustin Johnson (T6)
2017	64, Kyle Stanley (T20)	133, Paul Casey (5), Webb Simpson (T13), Justin Thomas (2)	198, Paul Casey (5)
2018	65, Rickie Fowler (T7), Tiger Woods (1)	133, Justin Rose (T4), Tiger Woods (1)	198, Tiger Woods (1)
2019	-10, Xander Schauffele (2), Brooks Koepka (T3) Justin Thomas (T3)	-13, Brooks Koepka (T3)	-15, Brooks Koepka (T3)
2020	-13, Dustin Johnson (1), Jon Rahm (4)	-13, Dustin Johnson (1)	-19, Dustin Johnson (1)
2021	-13, Patrick Cantlay (1)	-17, Patrick Cantlay (1)	-20, Patrick Cantlay (1)
2022	-15, Scottie Scheffler (T2)	-19, Scottie Scheffler (T2)	-23, Scottie Scheffler (T2)
2023	-10, Collin Morikawa (T6), Keegan Bradley (T9), Viktor Hovland (1)	-16, Collin Morikawa (T6), Viktor Hovland (1)	-20, Viktor Hovland (1)
2024	-16, Scottie Scheffler (1)	-21, Scottie Scheffler (1)	-26, Scottie Scheffler (1)

2025 Competitors' Capsules

Three-time FedExCup Champion Rory McIlroy finished T9 at the 2024 TOUR Championship.

Competitors' Capsules

LUDVIG ÅBERG

PGA TOUR VICTORIES (2): 2023 The RSM Classic. **2025** The Genesis Invitational.

INTERNATIONAL VICTORIES (1): 2023 Omega European Masters.

2025 Tournament Summary

Tournament	Position	Scores	Total Score	Total Par	FedExCup Points
The Sentry	T5	69-70-65-64	268	-24	266
Farmers Insurance Open	T42	63-75-74-79	291	+3	11
AT&T Pebble Beach Pro-Am	W/D	77	77	+5	0
The Genesis Invitational	1	74-66-70-66	276	-12	700
Arnold Palmer Invt'l	T22	72-71-77-68	288	E	40
THE PLAYERS Championship	CUT	71-75	146	+2	0
Valero Texas Open	CUT	71-73	144	E	0
Masters Tournament	7	68-73-69-72	282	-6	250
RBC Heritage	T54	69-71-71-70	281	-3	9
Truist Championship	T60	66-71-75-69	281	+1	8
PGA Championship	CUT	70-75	145	+3	0
the Memorial Tournament	T16	75-71-77-66	289	+1	68
RBC Canadian Open	T13	68-68-65-66	267	-13	55
U.S. Open	CUT	72-76	148	+8	0
Travelers Championship	T36	71-69-69-69	278	-2	21
Genesis Scottish Open	T8	67-65-71-68	271	-9	80
The Open Championship	T23	73-67-68-70	278	-6	47

Tournament	Position	Scores	Total Score	Total Par	FedExCup Points
FedEx St. Jude Champ	T9	67-67-70-67	271	-9	280
BMW Championship	T7	68-64-68-73	273	-7	340

PGA TOUR Regular Season
FedexCup Points (Rank): 2,179 (14)
Official Money (Rank): $7,854,473 (12)

AKSHAY BHATIA

PGA TOUR VICTORIES (2): 2023 Barracuda Championship. **2024** Valero Texas Open.

KORN FERRY TOUR VICTORIES (1): 2022 The Bahamas Great Exuma.

2025 Tournament Summary

Tournament	Position	Scores	Total Score	Total Par	FedExCup Points
The Sentry	T32	71-72-67-66	276	-16	27
AT&T Pebble Beach Pro-Am	T22	69-69-72-68	278	-10	38
WM Phoenix Open	T32	66-70-69-71	276	-8	22
The Genesis Invitational	T9	75-67-73-67	282	-6	151
Mexico Open at Vidanta	9	66-66-70-67	269	-15	80
Arnold Palmer Invt'l	CUT	79-73	152	+8	0
THE PLAYERS Championship	T3	67-66-75-70	278	-10	325
Valero Texas Open	CUT	74-70	144	E	0
Masters Tournament	T42	70-76-75-71	292	+4	19
RBC Heritage	T42	68-70-70-71	279	-5	16
Zurich Classic	CUT	64-73	137	-7	0
Truist Championship	T46	63-70-71-74	278	-2	14
PGA Championship	CUT	70-74	144	+2	0
Charles Schwab Challenge	T22	67-66-69-74	276	-4	36
the Memorial Tournament	T16	70-69-80-70	289	+1	68
U.S. Open	CUT	76-74	150	+10	0
Travelers Championship	T54	70-70-68-74	282	+2	10
Rocket Classic	T26	68-70-70-65	273	-15	30
The Open Championship	T30	73-68-70-69	280	-4	34
3M Open	T25	66-66-63-75	270	-14	34
Wyndham Championship	W/D	68	68	-2	0

Tournament	Position	Scores	Total Score	Total Par	FedExCup Points
FedEx St. Jude Champ	T6	62-69-70-69	270	-10	366
BMW Championship	T26	75-69-66-72	282	+2	133

PGA TOUR Regular Season
FedexCup Points (Rank): 1,409 (30)
Official Money (Rank): $4,154,687 (29)

KEEGAN BRADLEY

PGA TOUR VICTORIES (8): 2011 PGA Championship, HP Byron Nelson Champ. **2012** WGC-Bridgestone Invit'l. **2018** BMW Championship. **2023** ZOZO CHAMPIONSHIP, Travelers Championship. **2024** BMW Championship. **2025** Travelers Championship.

OTHER VICTORIES (7): 2011 Franklin Templeton Shootout [with Brendan Steele], PGA Grand Slam of Golf. **2015** CVS Health Charity Classic [with Jon Curran]. **2016** CVS Health Charity Classic [with Jon Curran]. **2017** CVS Health Charity Classic [with Billy Andrade and Brooke Henderson]. **2018** CVS Health Charity Classic [with Billy Andrade and Brooke Henderson]. **2019** CVS Health Charity Classic [with Billy Andrade and Brooke Henderson].

2025 Tournament Summary

Tournament	Position	Scores	Total Score	Total Par	FedExCup Points
The Sentry	T15	69-64-70-68	271	-21	62
Sony Open in Hawaii	T6	69-66-64-68	267	-13	88
Farmers Insurance Open	T15	69-75-70-73	287	-1	46
AT&T Pebble Beach Pro-Am	T65	72-69-76-69	286	-2	6
The Genesis Invitational	T34	74-72-72-70	288	E	25
Arnold Palmer Invt'l	T5	69-72-76-64	281	-7	287
THE PLAYERS Championship	T20	70-72-72-70	284	-4	48
Valero Texas Open	T47	71-69-74-77	291	+3	9
Masters Tournament	CUT	74-73	147	+3	0
RBC Heritage	T18	67-69-67-72	275	-9	50
Truist Championship	T30	64-72-68-71	275	-5	30
PGA Championship	T8	68-72-68-72	280	-4	143
the Memorial Tournament	T7	69-76-68-74	287	-1	176
U.S. Open	T33	73-70-72-74	289	+9	28
Travelers Championship	1	64-70-63-68	265	-15	700
Rocket Classic	T41	68-70-71-67	276	-12	13
The Open Championship	T30	72-67-70-71	280	-4	34
Wyndham Championship	CUT	68-72	140	E	0

Tournament	Position	Scores	Total Score	Total Par	FedExCup Points
FedEx St. Jude Champ	T44	72-70-69-67	278	-2	43
BMW Championship	T17	72-70-70-67	279	-1	200

PGA TOUR Regular Season
FedexCup Points (Rank): 1,992 (16)
Official Money (Rank): $7,581,145 (14)

JACOB BRIDGEMAN

BEST PGA TOUR CAREER FINISH: 2-2025 Cognizant Classic.**4-2025** Truist Championship.

2025 Tournament Summary

Tournament	Position	Scores	Total Score	Total Par	FedExCup Points
Sony Open in Hawaii	CUT	67-71	138	-2	0
The American Express	T21	70-69-66-68	273	-15	36
Farmers Insurance Open	CUT	71-76	147	+3	0
WM Phoenix Open	CUT	72-71	143	+1	0
Mexico Open at Vidanta	T34	71-68-68-68	275	-9	17
Cognizant Classic	T2	68-68-67-64	267	-17	245
Arnold Palmer Invt'l	T15	75-73-69-68	285	-3	80
THE PLAYERS Championship	T50	69-69-76-75	289	+1	13
Valspar Championship	3	67-69-70-69	275	-9	190
Texas Children's Houston	CUT	72-66	138	-2	0
RBC Heritage	T61	71-69-69-73	282	-2	7
Zurich Classic	T10	62-68-68-67	265	-23	44
THE CJ CUP Byron Nelson	CUT	71-70	141	-1	0
Truist Championship	T4	71-67-65-65	268	-12	300
PGA Championship	CUT	75-73	148	+6	0
Charles Schwab Challenge	CUT	74-74	148	+8	0
the Memorial Tournament	T31	73-71-71-78	293	+5	26
U.S. Open	CUT	72-78	150	+10	0
Travelers Championship	T52	73-69-69-70	281	+1	11
Rocket Classic	T26	68-65-70-70	273	-15	30
John Deere Classic	T5	68-68-68-64	268	-16	90
Genesis Scottish Open	T75	71-68-71-76	286	+6	2
3M Open	CUT	72-67	139	-3	0
Wyndham Championship	T38	67-69-68-71	275	-5	15

Tournament	Position	Scores	Total Score	Total Par	FedExCup Points
FedEx St. Jude Champ	T17	69-64-71-69	273	-7	188
BMW Championship	T19	74-66-68-72	280	E	176

PGA TOUR Regular Season
FedexCup Points (Rank): 1,475 (27)
Official Money (Rank): $4,053,423 (34)

Competitors' Capsules

SAM BURNS

PGA TOUR VICTORIES (5): 2021 Valspar Championship. **2022** Sanderson Farms Champ., Charles Schwab Challenge, Valspar Championship. **2023** WGC-Dell Tech Match Play.

KORN FERRY TOUR VICTORIES (1): 2018 Savannah Golf Championshi.

2025 Tournament Summary

Tournament	Position	Scores	Total Score	Total Par	FedExCup Points
The Sentry	T8	72-66-66-65	269	-23	155
The American Express	T29	68-66-73-67	274	-14	26
AT&T Pebble Beach Pro-Am	T22	68-69-70-71	278	-10	38
WM Phoenix Open	T49	70-69-74-66	279	-5	7
The Genesis Invitational	T24	71-74-72-69	286	-2	38
Arnold Palmer Invt'l	T48	76-71-73-74	294	+6	13
THE PLAYERS Championship	CUT	73-72	145	+1	0
Valspar Championship	CUT	72-73	145	+3	0
Valero Texas Open	CUT	69-76	145	+1	0
Masters Tournament	T46	73-70-75-75	293	+5	16
RBC Heritage	T13	69-69-69-67	274	-10	90
THE CJ CUP Byron Nelson	T5	67-67-68-65	267	-17	84
Truist Championship	T30	65-70-67-73	275	-5	30
PGA Championship	T19	73-70-72-67	282	-2	52
the Memorial Tournament	T12	76-65-75-72	288	E	105
RBC Canadian Open	2	66-66-68-62	262	-18	300
U.S. Open	T7	72-65-69-78	284	+4	225
Travelers Championship	T17	67-71-67-69	274	-6	54
Genesis Scottish Open	T47	67-71-72-68	278	-2	9
The Open Championship	T45	70-69-72-72	283	-1	15
3M Open	T61	71-64-67-74	276	-8	4

Tournament	Position	Scores	Total Score	Total Par	FedExCup Points
FedEx St. Jude Champ	T28	70-71-66-68	275	-5	115
BMW Championship	T4	68-67-67-68	270	-10	490

PGA TOUR Regular Season
FedexCup Points (Rank): **1,871 (17)**
Official Money (Rank): **$5,564,815 (20)**

PATRICK CANTLAY

PGA TOUR VICTORIES (8): 2018 Shriners Hospitals. **2019** the Memorial Tournament. **2021** ZOZO CHAMPIONSHIP, the Memorial Tournament, TOUR Championship, BMW Championship. **2022** Zurich Classic of New Orl, BMW Championship.

KORN FERRY TOUR VICTORIES (1): 2013 Colombia Championship.

2025 Tournament Summary

Tournament	Position	Scores	Total Score	Total Par	FedExCup Points
The Sentry	T15	74-64-65-68	271	-21	62
The American Express	T5	68-64-66-70	268	-20	105
AT&T Pebble Beach Pro-Am	T33	66-70-73-70	279	-9	24
The Genesis Invitational	T5	74-70-68-68	280	-8	250
Arnold Palmer Invt'l	T31	71-74-75-69	289	+1	29
THE PLAYERS Championship	T12	69-70-70-73	282	-6	125
Valero Texas Open	T33	71-67-74-77	289	+1	20
Masters Tournament	T36	74-72-73-71	290	+2	24
RBC Heritage	T13	67-69-67-71	274	-10	90
Truist Championship	T4	65-68-70-65	268	-12	300
PGA Championship	CUT	74-74	148	+6	0
the Memorial Tournament	T12	72-73-69-74	288	E	105
U.S. Open	CUT	76-72	148	+8	0
Travelers Championship	T12	67-68-68-69	272	-8	115
Rocket Classic	T32	66-72-67-69	274	-14	24
The Open Championship	CUT	73-72	145	+3	0

Tournament	Position	Scores	Total Score	Total Par	FedExCup Points
FedEx St. Jude Champ	T9	70-67-66-68	271	-9	280
BMW Championship	T30	72-67-72-73	284	+4	106

PGA TOUR Regular Season
FedexCup Points (Rank): **1,661 (20)**
Official Money (Rank): **$5,052,606 (23)**

COREY CONNERS

PGA TOUR VICTORIES (2): 2019 Valero Texas Open. **2023** Valero Texas Open.

2025 Tournament Summary

Tournament	Position	Scores	Total Score	Total Par	FedExCup Points
The Sentry	T5	66-66-69-67	268	-24	266
Sony Open in Hawaii	CUT	72-67	139	-1	0
AT&T Pebble Beach Pro-Am	T65	70-69-76-71	286	-2	6
WM Phoenix Open	T74	67-71-73-76	287	+3	2
The Genesis Invitational	T24	72-74-73-67	286	-2	38
Arnold Palmer Invt'l	3	69-70-69-71	279	-9	350
THE PLAYERS Championship	T6	71-71-66-71	279	-9	250
Valspar Championship	T8	71-69-69-69	278	-6	77
Valero Texas Open	T18	71-71-70-74	286	-2	42
Masters Tournament	T8	68-70-70-75	283	-5	188
RBC Heritage	T49	70-71-71-68	280	-4	12
Truist Championship	T11	67-71-66-67	271	-9	115
PGA Championship	T19	73-68-74-67	282	-2	52
the Memorial Tournament	T25	73-73-71-75	292	+4	37
RBC Canadian Open	T27	70-66-66-68	270	-10	26
U.S. Open	W/D	72-74-72	218	+8	0
Genesis Scottish Open	T47	70-69-71-68	278	-2	9
The Open Championship	T10	74-69-66-66	275	-9	145

Tournament	Position	Scores	Total Score	Total Par	FedExCup Points
FedEx St. Jude Champ	T50	71-68-70-71	280	E	31
BMW Championship	39	70-71-66-80	287	+7	68

PGA TOUR Regular Season
FedexCup Points (Rank): **1,719 (19)**
Official Money (Rank): **$5,551,236 (21)**

HARRIS ENGLISH

PGA TOUR VICTORIES (5): 2013 FedEx St. Jude Classic. **2014** OHL Classic at Mayakoba. **2021** Travelers Championship, Sentry T of C. **2025** Farmers Insurance Open.

KORN FERRY TOUR VICTORIES (1): 2011 Children's Invitational.

OTHER VICTORIES (3): 2013 Franklin Templeton Shootout [with Matt Kuchar]. **2016** Franklin Templeton Shootout [with Matt Kuchar]. **2020** QBE Shootout [with Matt Kuchar].

2025 Tournament Summary

Tournament	Position	Scores	Total Score	Total Par	FedExCup Points
Sony Open in Hawaii	CUT	69-72	141	+1	0
The American Express	T43	70-68-69-69	276	-12	10
Farmers Insurance Open	1	68-73-66-73	280	-8	500
AT&T Pebble Beach Pro-Am	T73	68-76-74-72	290	+2	4
The Genesis Invitational	T24	75-71-69-71	286	-2	38
Arnold Palmer Invt'l	CUT	76-74	150	+6	0
THE PLAYERS Championship	T30	72-66-76-71	285	-3	35
Texas Children's Houston	T18	72-64-66-68	270	-10	41
Masters Tournament	T12	70-73-73-68	284	-4	125
RBC Heritage	T66	70-69-72-72	283	-1	6
Truist Championship	T11	65-70-68-68	271	-9	115
PGA Championship	T2	72-70-71-65	278	-6	391
Charles Schwab Challenge	T53	69-69-72-71	281	+1	6
the Memorial Tournament	T12	71-73-73-71	288	E	105
U.S. Open	T59	73-74-77-74	298	+18	9
Travelers Championship	T4	67-68-67-65	267	-13	312
Genesis Scottish Open	T22	72-65-66-72	275	-5	31
The Open Championship	2	67-70-68-66	271	-13	500

Tournament	Position	Scores	Total Score	Total Par	FedExCup Points
FedEx St. Jude Champ	T48	70-68-69-72	279	-1	37
BMW Championship	T12	70-68-67-72	277	-3	242

PGA TOUR Regular Season
FedexCup Points (Rank): **2,512 (11)**
Official Money (Rank): **$8,229,052 (10)**

Competitors' Capsules

TOMMY FLEETWOOD

BEST PGA TOUR CAREER FINISH: 2-2017 WGC-Mexico Championship.**2-2018** U.S. Open.**2-2019** The Open Championship, Zurich Classic of New Orl.**2-2023** RBC Canadian Open.**2-2025** Travelers Championship.

INTERNATIONAL VICTORIES (13): 2011 Kazakhstan Open, Kazakhstan Open. **2013** Johnnie Walker Championship at Gleneagles, Johnnie Walker Championship at Gleneagles. **2017** HNA Open de France, Abu Dhabi HSBC Championship, Abu Dhabi HSBC Championship, HNA Open de France. **2018** Abu Dhabi HSBC Championship presented by EGA, Abu Dhabi HSBC Championship presented by EGA. **2019** Nedbank Golf Challenge hosted by Gary Player. **2022** Nedbank Golf Challenge. **2024** Dubai Invitational.

2025 Tournament Summary

Tournament	Position	Scores	Total Score	Total Par	FedExCup Points
AT&T Pebble Beach Pro-Am	T22	71-70-67-70	278	-10	38
The Genesis Invitational	T5	75-68-69-68	280	-8	250
Arnold Palmer Invt'l	T11	75-72-69-68	284	-4	115
THE PLAYERS Championship	T14	71-66-75-71	283	-5	82
Valspar Championship	T16	72-70-69-69	280	-4	48
Valero Texas Open	T62	68-73-74-81	296	+8	4
Masters Tournament	T21	73-69-75-69	286	-2	50
RBC Heritage	7	67-66-68-70	271	-13	225
Truist Championship	T4	68-68-67-65	268	-12	300
PGA Championship	T41	70-70-76-70	286	+2	19
Charles Schwab Challenge	T4	67-67-70-68	272	-8	122
the Memorial Tournament	T16	72-75-72-70	289	+1	68
U.S. Open	CUT	74-75	149	+9	0
Travelers Championship	T2	66-65-63-72	266	-14	375
Genesis Scottish Open	T34	70-67-71-68	276	-4	18
The Open Championship	T16	73-68-69-67	277	-7	66

Tournament	Position	Scores	Total Score	Total Par	FedExCup Points
FedEx St. Jude Champ	T3	63-64-69-69	265	-15	650
BMW Championship	T4	65-69-69-67	270	-10	490

PGA TOUR Regular Season
FedexCup Points (Rank): 2,923 (5)
Official Money (Rank): $8,496,238 (8)

CHRIS GOTTERUP

PGA TOUR VICTORIES (2): 2024 Myrtle Beach Classic. **2025** Genesis Scottish Open.

2025 Tournament Summary

Tournament	Position	Scores	Total Score	Total Par	FedExCup Points
The Sentry	T46	72-69-71-68	280	-12	15
Sony Open in Hawaii	CUT	71-69	140	E	0
The American Express	CUT	67-75-67	209	-7	0
Farmers Insurance Open	T25	71-69-73-75	288	E	31
WM Phoenix Open	CUT	73-69	142	E	0
Mexico Open at Vidanta	CUT	70-71	141	-1	0
Cognizant Classic	CUT	72-66	138	-4	0
Puerto Rico Open	T16	63-70-70-70	273	-15	26
THE PLAYERS Championship	CUT	73-73	146	+2	0
Valspar Championship	CUT	75-72	147	+5	0
Texas Children's Houston	T18	69-68-67-66	270	-10	41
Valero Texas Open	CUT	75-70	145	+1	0
Corales Puntacana	T18	65-73-74-67	279	-9	27
Zurich Classic	T12	63-69-65-69	266	-22	30
THE CJ CUP Byron Nelson	T15	68-66-71-64	269	-15	46
ONEflight Myrtle Beach	T13	67-70-71-65	273	-11	30
Charles Schwab Challenge	T28	67-65-75-70	277	-3	25
RBC Canadian Open	CUT	69-69	138	-2	0
U.S. Open	T23	76-69-69-74	288	+8	42
Rocket Classic	T26	72-66-65-70	273	-15	30
John Deere Classic	T21	66-69-67-69	271	-13	38
Genesis Scottish Open	1	68-61-70-66	265	-15	500
The Open Championship	3	72-65-68-67	272	-12	350
3M Open	T10	63-69-65-69	266	-18	72

Tournament	Position	Scores	Total Score	Total Par	FedExCup Points
FedEx St. Jude Champ	T54	72-73-70-66	281	+1	25
BMW Championship	T33	73-70-75-68	286	+6	82

PGA TOUR Regular Season
FedexCup Points (Rank): 1,414 (29)
Official Money (Rank): $4,101,304 (31)

BEN GRIFFIN

PGA TOUR VICTORIES (2): 2025 Zurich Classic, Charles Schwab Challenge.

2025 Tournament Summary

Tournament	Position	Scores	Total Score	Total Par	FedExCup Points
Sony Open in Hawaii	T45	65-70-70-68	273	-7	9
The American Express	T7	66-69-66-68	269	-19	82
Farmers Insurance Open	CUT	72-77	149	+5	0
AT&T Pebble Beach Pro-Am	T69	69-70-73-76	288	E	5
WM Phoenix Open	T36	71-68-68-70	277	-7	16
The Genesis Invitational	T44	74-73-74-70	291	+3	16
Mexico Open at Vidanta	T4	67-65-67-67	266	-18	122
Cognizant Classic	T4	68-65-66-69	268	-16	122
Arnold Palmer Invt'l	T45	75-72-72-74	293	+5	15
THE PLAYERS Championship	CUT	71-74	145	+1	0
Valspar Championship	CUT	75-70	145	+3	0
Texas Children's Houston	T18	70-67-68-65	270	-10	41
Valero Texas Open	T40	70-70-76-74	290	+2	13
Zurich Classic	1	62-66-61-71	260	-28	400
THE CJ CUP Byron Nelson	CUT	69-69	138	-4	0
Truist Championship	T46	66-70-72-70	278	-2	14
PGA Championship	T8	70-69-72-69	280	-4	143
Charles Schwab Challenge	1	66-63-68-71	268	-12	500
the Memorial Tournament	2	65-72-72-73	282	-6	400
U.S. Open	T10	69-71-74-71	285	+5	165
Travelers Championship	T14	67-70-69-67	273	-7	90
Rocket Classic	T13	66-67-69-68	270	-18	54
John Deere Classic	CUT	71-68	139	-3	0
The Open Championship	CUT	74-70	144	+2	0
Wyndham Championship	T11	67-67-69-65	268	-12	63

Tournament	Position	Scores	Total Score	Total Par	FedExCup Points
FedEx St. Jude Champ	T9	66-69-66-70	271	-9	280
BMW Championship	T12	67-72-69-69	277	-3	242

PGA TOUR Regular Season
FedexCup Points (Rank): 2,798 (6)
Official Money (Rank): $9,275,352 (7)

HARRY HALL

PGA TOUR VICTORIES (1): 2024 ISCO Championship.

KORN FERRY TOUR VICTORIES (2): 2020 Wichita Open. **2022** NV5 Invitational.

2025 Tournament Summary

Tournament	Position	Scores	Total Score	Total Par	FedExCup Points
The Sentry	T8	68-65-66-70	269	-23	155
Sony Open in Hawaii	T10	64-70-65-69	268	-12	63
The American Express	T21	66-68-69-70	273	-15	36
AT&T Pebble Beach Pro-Am	T58	71-71-70-71	283	-5	8
WM Phoenix Open	CUT	69-72	141	-1	0
Mexico Open at Vidanta	T34	64-72-67-72	275	-9	17
Cognizant Classic	CUT	70-68	138	-4	0
THE PLAYERS Championship	CUT	75-70	145	+1	0
Valspar Championship	T54	69-70-74-73	286	+2	6
Texas Children's Houston	T18	68-67-70-65	270	-10	41
Valero Texas Open	T26	70-69-74-74	287	-1	31
Corales Puntacana	T49	68-67-75-76	286	-2	5
THE CJ CUP Byron Nelson	T33	69-68-68-67	272	-12	20
ONEflight Myrtle Beach	T20	69-69-68-68	274	-10	25
PGA Championship	T19	69-72-71-70	282	-2	52
Charles Schwab Challenge	T6	68-67-70-68	273	-7	86
RBC Canadian Open	T24	66-70-67-66	269	-11	35
Travelers Championship	T9	69-68-69-65	271	-9	151
Rocket Classic	T13	66-67-68-69	270	-18	54
Genesis Scottish Open	T17	67-64-74-69	274	-6	47
The Open Championship	T28	73-67-68-71	279	-5	40
Wyndham Championship	T15	66-69-69-65	269	-11	52

Tournament	Position	Scores	Total Score	Total Par	FedExCup Points
FedEx St. Jude Champ	T22	64-72-69-69	274	-6	146
BMW Championship	6	68-67-67-70	272	-8	400

PGA TOUR Regular Season
FedexCup Points (Rank): 1,475 (26)
Official Money (Rank): $3,827,101 (39)

Competitors' Capsules

BRIAN HARMAN

PGA TOUR VICTORIES (4): 2014 John Deere Classic. **2017** Wells Fargo Championship. **2023** The Open Championship. **2025** Valero Texas Open.

2025 Tournament Summary

Tournament	Position	Scores	Total Score	Total Par	FedExCup Points
The Sentry	58	75-74-70-70	289	-3	9
Sony Open in Hawaii	T21	66-67-66-71	270	-10	35
The American Express	CUT	68-71-73	212	-4	0
AT&T Pebble Beach Pro-Am	T53	71-72-69-70	282	-6	10
WM Phoenix Open	T25	69-66-70-70	275	-9	31
The Genesis Invitational	T17	76-71-70-68	285	-3	56
Cognizant Classic	T32	65-68-69-72	274	-10	21
Arnold Palmer Invt'l	T40	73-74-73-72	292	+4	18
THE PLAYERS Championship	CUT	73-77	150	+6	0
Valero Texas Open	1	66-66-72-75	279	-9	500
Masters Tournament	T36	71-71-77-71	290	+2	24
RBC Heritage	T3	66-69-66-69	270	-14	312
Truist Championship	T46	69-70-72-67	278	-2	14
PGA Championship	T60	71-72-76-71	290	+6	8
Charles Schwab Challenge	T46	67-73-66-74	280	E	9
the Memorial Tournament	CUT	76-78	154	+10	0
U.S. Open	T59	71-76-75-76	298	+18	9
Travelers Championship	8	66-71-65-68	270	-10	200
Genesis Scottish Open	T50	69-65-74-71	279	-1	7
The Open Championship	T10	69-65-73-68	275	-9	145

Tournament	Position	Scores	Total Score	Total Par	FedExCup Points
FedEx St. Jude Champ	T22	67-68-72-67	274	-6	146
BMW Championship	T19	73-68-69-70	280	E	176

PGA TOUR Regular Season
FedexCup Points (Rank): **1,735 (18)**
Official Money (Rank): **$4,977,660 (25)**

RUSSELL HENLEY

PGA TOUR VICTORIES (5): 2013 Sony Open in Hawaii. **2014** The Honda Classic. **2017** Shell Houston Open. **2023** World Wide Tech Champ. **2025** Arnold Palmer Invt'l.

KORN FERRY TOUR VICTORIES (3): 2011 Stadion Classic at UGA. **2012** Winn-Dixie Jacksonville, Chiquita Classic.

2025 Tournament Summary

Tournament	Position	Scores	Total Score	Total Par	FedExCup Points
The Sentry	T30	70-69-68-68	275	-17	31
Sony Open in Hawaii	T10	66-67-67-68	268	-12	63
AT&T Pebble Beach Pro-Am	T5	64-69-71-67	271	-17	287
The Genesis Invitational	T39	72-71-75-72	290	+2	19
Cognizant Classic	T6	63-70-66-70	269	-15	91
Arnold Palmer Invt'l	1	72-68-67-70	277	-11	700
THE PLAYERS Championship	T30	72-70-74-69	285	-3	35
Masters Tournament	CUT	79-68	147	+3	0
RBC Heritage	T8	64-68-70-70	272	-12	175
Truist Championship	T46	65-74-72-67	278	-2	14
PGA Championship	CUT	77-75	152	+10	0
the Memorial Tournament	T5	74-68-73-71	286	-2	287
U.S. Open	T10	70-72-72-71	285	+5	165
Travelers Championship	T2	68-68-61-69	266	-14	375
The Open Championship	T10	72-70-65-68	275	-9	145

Tournament	Position	Scores	Total Score	Total Par	FedExCup Points
FedEx St. Jude Champ	T17	66-70-71-66	273	-7	188
BMW Championship	T15	69-68-68-73	278	-2	216

PGA TOUR Regular Season
FedexCup Points (Rank): **2,795 (7)**
Official Money (Rank): **$10,281,056 (5)**

VIKTOR HOVLAND

PGA TOUR VICTORIES (7): 2020 Puerto Rico Open. **2021** Mayakoba Golf Classic. **2022** World Wide Tech Champ. **2023** the Memorial Tournament, TOUR Championship, BMW Championship. **2025** Valspar Championship.

INTERNATIONAL VICTORIES (2): 2021 BMW International Open. **2022** Slync.io Dubai Desert Classic.

OTHER VICTORIES (2): 2021 Hero World Challenge. **2022** Hero World Challenge.

2025 Tournament Summary

Tournament	Position	Scores	Total Score	Total Par	FedExCup Points
The Sentry	T36	70-69-68-70	277	-15	22
AT&T Pebble Beach Pro-Am	T22	65-70-73-70	278	-10	38
The Genesis Invitational	CUT	73-76	149	+5	0
Arnold Palmer Invt'l	CUT	77-72	149	+5	0
THE PLAYERS Championship	CUT	80-68	148	+4	0
Valspar Championship	1	70-67-69-67	273	-11	500
Masters Tournament	T21	71-69-73-73	286	-2	50
RBC Heritage	T13	69-68-68-69	274	-10	90
Truist Championship	T54	69-70-71-70	280	E	9
PGA Championship	T28	69-71-72-71	283	-1	37
the Memorial Tournament	T25	74-73-75-70	292	+4	37
U.S. Open	3	71-68-70-73	282	+2	350
Travelers Championship	W/D	66-75-63	204	-6	0
Genesis Scottish Open	T11	66-72-67-67	272	-8	67
The Open Championship	T63	73-69-73-73	288	+4	7

Tournament	Position	Scores	Total Score	Total Par	FedExCup Points
FedEx St. Jude Champ	T32	74-68-67-67	276	-4	87
BMW Championship	T7	67-68-69-69	273	-7	340

PGA TOUR Regular Season
FedexCup Points (Rank): **1,637 (22)**
Official Money (Rank): **$5,164,239 (22)**

Competitors' Capsules

SUNGJAE IM

PGA TOUR VICTORIES (2): 2020 The Honda Classic. **2022** Shriners Children's Open.

KORN FERRY TOUR VICTORIES (2): 2018 WinCo Foods Portland Open, The Bahamas Great Exuma.

INTERNATIONAL VICTORIES (3): 2019 Genesis Championship. **2023** Woori Financial Group Championship. **2024** Woori Financial Group Championship.

2025 Tournament Summary

Tournament	Position	Scores	Total Score	Total Par	FedExCup Points
The Sentry	3	69-67-62-65	263	-29	350
The American Express	CUT	77-65-68	210	-6	0
Farmers Insurance Open	T4	69-71-72-71	283	-5	122
AT&T Pebble Beach Pro-Am	T33	68-72-70-69	279	-9	24
WM Phoenix Open	T57	69-69-67-75	280	-4	5
The Genesis Invitational	CUT	74-75	149	+5	0
Cognizant Classic	CUT	68-70	138	-4	0
Arnold Palmer Invt'l	T19	76-67-74-70	287	-1	55
THE PLAYERS Championship	T61	76-66-76-76	294	+6	7
Texas Children's Houston	60	68-69-69-70	276	-4	5
Masters Tournament	T5	71-70-71-69	281	-7	287
RBC Heritage	T11	69-69-68-67	273	-11	125
THE CJ CUP Byron Nelson	T33	67-68-67-70	272	-12	20
Truist Championship	T23	69-66-67-72	274	-6	40
PGA Championship	CUT	73-74	147	+5	0
the Memorial Tournament	T16	73-72-73-71	289	+1	68
RBC Canadian Open	CUT	72-68	140	E	0
U.S. Open	T57	68-77-76-75	296	+16	10
Travelers Championship	T61	67-73-71-73	284	+4	7
John Deere Classic	CUT	68-76	144	+2	0
Genesis Scottish Open	CUT	70-70	140	E	0
The Open Championship	T52	71-71-67-75	284	E	12
3M Open	CUT	71-71	142	E	0
Wyndham Championship	T27	64-64-73-71	272	-8	30

Tournament	Position	Scores	Total Score	Total Par	FedExCup Points
FedEx St. Jude Champ	T17	71-64-71-67	273	-7	188
BMW Championship	T40	71-75-77-67	290	+10	62

PGA TOUR Regular Season
FedexCup Points (Rank): 1,422 (28)
Official Money (Rank): $4,633,887 (26)

SHANE LOWRY

PGA TOUR VICTORIES (3): 2015 WGC-Bridgestone Invit'l. **2019** The Open Championship. **2024** Zurich Classic.

INTERNATIONAL VICTORIES (8): 2009 The 3 Irish Open, The 3 Irish Open. **2012** Portugal Masters, Portugal Masters. **2019** Abu Dhabi HSBC Championship presented by EGA, Abu Dhabi HSBC Championship presented by EGA [Eur], Abu Dhabi HSBC Championship presented by EGA. **2022** BMW PGA Championship.

2025 Tournament Summary

Tournament	Position	Scores	Total Score	Total Par	FedExCup Points
Farmers Insurance Open	CUT	72-75	147	+3	0
AT&T Pebble Beach Pro-Am	2	66-70-65-68	269	-19	400
The Genesis Invitational	T39	73-73-74-70	290	+2	19
Cognizant Classic	T11	66-68-70-67	271	-13	58
Arnold Palmer Invt'l	7	69-67-76-70	282	-6	225
THE PLAYERS Championship	T20	72-71-74-67	284	-4	48
Valspar Championship	T8	71-67-70-70	278	-6	77
Masters Tournament	T42	71-68-72-81	292	+4	19
RBC Heritage	T18	68-70-67-70	275	-9	50
Zurich Classic	T12	64-69-61-72	266	-22	30
Truist Championship	T2	64-65-67-70	266	-14	375
PGA Championship	CUT	73-71	144	+2	0
the Memorial Tournament	T23	69-72-73-77	291	+3	45
RBC Canadian Open	T13	64-68-68-67	267	-13	55
U.S. Open	CUT	79-78	157	+17	0
Travelers Championship	T45	72-73-66-69	280	E	14
The Open Championship	T40	70-72-74-66	282	-2	20

Tournament	Position	Scores	Total Score	Total Par	FedExCup Points
FedEx St. Jude Champ	T59	73-68-71-71	283	+3	20
BMW Championship	T23	70-69-75-67	281	+1	148

PGA TOUR Regular Season
FedexCup Points (Rank): 1,607 (24)
Official Money (Rank): $6,512,794 (17)

ROBERT MACINTYRE

PGA TOUR VICTORIES (2): 2024 Genesis Scottish Open, RBC Canadian Open.

INTERNATIONAL VICTORIES (3): 2017 Sahara Kuwait Championship. **2020** Aphrodite Hills Cyprus Showdown. **2022** DS Automobiles Italian Open.

2025 Tournament Summary

Tournament	Position	Scores	Total Score	Total Par	FedExCup Points
The Sentry	T15	70-66-69-66	271	-21	62
Sony Open in Hawaii	T53	68-68-71-67	274	-6	6
AT&T Pebble Beach Pro-Am	T40	68-72-70-70	280	-8	17
WM Phoenix Open	T6	68-69-65-67	269	-15	91
The Genesis Invitational	CUT	76-75	151	+7	0
Arnold Palmer Invt'l	T11	74-71-68-71	284	-4	115
THE PLAYERS Championship	9	69-70-72-69	280	-8	200
Masters Tournament	CUT	75-75	150	+6	0
RBC Heritage	T66	71-68-73-71	283	-1	6
Zurich Classic	T32	64-69-68-71	272	-16	3
Truist Championship	T34	69-68-72-67	276	-4	22
PGA Championship	T47	68-70-73-76	287	+3	15
Charles Schwab Challenge	T6	68-70-64-71	273	-7	86
the Memorial Tournament	T20	71-74-73-72	290	+2	51
RBC Canadian Open	T36	65-72-69-65	271	-9	17
U.S. Open	2	70-74-69-68	281	+1	500
Travelers Championship	T17	71-67-70-66	274	-6	54
Genesis Scottish Open	T65	68-71-72-71	282	+2	3
The Open Championship	T7	71-66-70-67	274	-10	225
Wyndham Championship	T44	66-70-71-69	276	-4	9

Tournament	Position	Scores	Total Score	Total Par	FedExCup Points
FedEx St. Jude Champ	T38	67-70-68-72	277	-3	62
BMW Championship	2	62-64-68-73	267	-13	1200

PGA TOUR Regular Season
FedexCup Points (Rank): 2,750 (9)
Official Money (Rank): $7,984,691 (11)

Competitors' Capsules

HIDEKI MATSUYAMA

PGA TOUR VICTORIES (11): 2014 the Memorial Tournament. **2016** Waste Management Phoenix. **2017** WGC-HSBC Champions, Waste Management Phoenix, WGC-Bridgestone Invit'l. **2021** Masters Tournament (2021). **2022** ZOZO CHAMPIONSHIP, Sony Open in Hawaii. **2024** The Genesis Invitational, FedEx St. Jude Champ. **2025** The Sentry.

INTERNATIONAL VICTORIES (16): 2011 Mitsui Sumitomo Visa Taiheiyo Masters, Mitsui Sumitomo Visa Taiheiyo Masters. **2013** Tsuruya Open, Diamond Cup Golf, Fujisankei Classic, Casio World Open, Tsuruya Open, Diamond Cup Golf, Fujisankei Classic, Casio World Open. **2014** Dunlop Phoenix, Dunlop Phoenix. **2016** Japan Open Golf Championship, Mitsui Sumitomo Visa Taiheiyo Masters, Japan Open Golf Championship, Mitsui Sumitomo Visa Taiheiyo Masters.

OTHER VICTORIES (1): 2016 Hero World Challenge.

2025 Tournament Summary

Tournament	Position	Scores	Total Score	Total Par	FedExCup Points
The Sentry	1	65-65-62-65	257	-35	700
Sony Open in Hawaii	T16	67-69-67-66	269	-11	49
Farmers Insurance Open	T32	68-75-70-76	289	+1	20
AT&T Pebble Beach Pro-Am	T48	70-69-71-71	281	-7	13
WM Phoenix Open	T25	70-70-65-70	275	-9	31
The Genesis Invitational	T13	74-72-68-70	284	-4	95
Arnold Palmer Invt'l	T22	73-72-74-69	288	E	40
THE PLAYERS Championship	CUT	74-70	144	E	0
Valero Texas Open	CUT	73-72	145	+1	0
Masters Tournament	T21	73-68-79-66	286	-2	50
Truist Championship	T17	65-72-63-73	273	-7	58
PGA Championship	CUT	72-73	145	+3	0
Charles Schwab Challenge	T36	69-69-67-73	278	-2	16
the Memorial Tournament	38	74-75-74-71	294	+6	22
U.S. Open	T42	74-73-77-68	292	+12	19
Travelers Championship	T30	69-69-73-65	276	-4	30
Rocket Classic	T13	67-66-70-67	270	-18	54
The Open Championship	T16	74-69-68-66	277	-7	66
Wyndham Championship	T19	70-66-67-67	270	-10	44

Tournament	Position	Scores	Total Score	Total Par	FedExCup Points
FedEx St. Jude Champ	T17	69-70-69-65	273	-7	188
BMW Championship	T26	69-64-76-73	282	+2	133

PGA TOUR Regular Season
FedexCup Points (Rank): 1,630 (23)
Official Money (Rank): $6,208,644 (18)

RORY MCILROY

PGA TOUR VICTORIES (29): 2010 Quail Hollow Championship. **2011** U.S. Open. **2012** The Honda Classic, PGA Championship, BMW Championship, Deutsche Bank Champ. **2014** The Open Championship, WGC-Bridgestone Invit'l, PGA Championship. **2015** WGC-Cadillac Match Play, Wells Fargo Championship. **2016** TOUR Championship, Deutsche Bank Champ. **2018** Arnold Palmer Invt'l. **2019** THE PLAYERS Championship, TOUR Championship, RBC Canadian Open. **2020** WGC-HSBC Champions. **2021** Wells Fargo Championship. **2022** TOUR Championship, THE CJ CUP @ SUMMIT, RBC Canadian Open. **2023** Genesis Scottish Open, THE CJ CUP in SC. **2024** Zurich Classic, Wells Fargo Championship. **2025** THE PLAYERS Championship, Masters Tournament, AT&T Pebble Beach Pro-Am.

INTERNATIONAL VICTORIES (19): 2009 Dubai Desert Classic, Dubai Desert Classic. **2011** UBS Hong Kong Open, UBS Hong Kong Open. **2012** DP World Tour Championship, DP World Tour Championship. **2013** Emirates Australian Open, Emirates Australian Open. **2014** BMW PGA Championship, BMW PGA Championship. **2015** Omega Dubai Desert Classic, DP World Tour Championship, Omega Dubai Desert Classic, DP World Tour Championship. **2016** Dubai Duty Free Irish Open Hosted by the Rory Foundation, Dubai Duty Free Irish Open Hosted by the Rory Foundation. **2023** Hero Dubai Desert Classic. **2024** Hero Dubai Desert Classic, DP World Tour Championship.

2025 Tournament Summary

Tournament	Position	Scores	Total Score	Total Par	FedExCup Points
AT&T Pebble Beach Pro-Am	1	66-70-65-66	267	-21	700
The Genesis Invitational	T17	72-67-74-72	285	-3	56
Arnold Palmer Invt'l	T15	70-70-73-72	285	-3	80
THE PLAYERS Championship	1	67-68-73-68	276	-12	750
Texas Children's Houston	T5	70-66-65-64	265	-15	96
Masters Tournament	1	72-66-66-73	277	-11	750
Zurich Classic	T12	64-69-61-72	266	-22	30
Truist Championship	T7	66-67-69-68	270	-10	187
PGA Championship	T47	74-69-72-72	287	+3	15
RBC Canadian Open	CUT	71-78	149	+9	0
U.S. Open	T19	74-72-74-67	287	+7	58
Travelers Championship	T6	64-71-68-65	268	-12	250
Genesis Scottish Open	T2	68-65-66-68	267	-13	245
The Open Championship	T7	70-69-66-69	274	-10	225

Tournament	Position	Scores	Total Score	Total Par	FedExCup Points
BMW Championship	T12	70-66-71-70	277	-3	242

PGA TOUR Regular Season
FedexCup Points (Rank): 3,687 (2)
Official Money (Rank): $16,597,418 (2)

MAVERICK MCNEALY

PGA TOUR VICTORIES (1): 2024 The RSM Classic.

2025 Tournament Summary

Tournament	Position	Scores	Total Score	Total Par	FedExCup Points
The Sentry	T8	68-64-69-68	269	-23	155
Sony Open in Hawaii	T45	69-66-65-73	273	-7	9
Farmers Insurance Open	T52	70-73-73-77	293	+5	6
AT&T Pebble Beach Pro-Am	T40	68-71-73-68	280	-8	17
WM Phoenix Open	T9	70-68-63-69	270	-14	75
The Genesis Invitational	2	75-70-68-64	277	-11	400
Arnold Palmer Invt'l	CUT	73-80	153	+9	0
THE PLAYERS Championship	CUT	72-81	153	+9	0
Texas Children's Houston	T32	70-67-68-67	272	-8	21
Valero Texas Open	T3	68-72-71-72	283	-5	162
Masters Tournament	T32	72-73-71-73	289	+1	30
RBC Heritage	T3	70-65-65-70	270	-14	312
Truist Championship	T60	68-69-72-72	281	+1	8
PGA Championship	T33	70-72-69-73	284	E	28
Charles Schwab Challenge	CUT	72-72	144	+4	0
the Memorial Tournament	T5	75-72-69-70	286	-2	287
U.S. Open	37	76-69-72-73	290	+10	25
Travelers Championship	T17	70-70-66-68	274	-6	54
Genesis Scottish Open	T22	67-71-71-66	275	-5	31
The Open Championship	T23	69-74-69-66	278	-6	47
3M Open	CUT	71-71	142	E	0

Tournament	Position	Scores	Total Score	Total Par	FedExCup Points
FedEx St. Jude Champ	T28	66-66-74-69	275	-5	115
BMW Championship	3	70-64-69-66	269	-11	760

PGA TOUR Regular Season
FedexCup Points (Rank): 2,547 (10)
Official Money (Rank): $7,812,075 (13)

Competitors' Capsules

COLLIN MORIKAWA

PGA TOUR VICTORIES (6): 2019 Barracuda Championship. **2020** Workday Charity Open, PGA Championship. **2021** The Open Championship, WGC-Workday Championship. **2023** ZOZO CHAMPIONSHIP.

INTERNATIONAL VICTORIES (1): 2021 DP World Tour Championship.

2025 Tournament Summary

Tournament	Position	Scores	Total Score	Total Par	FedExCup Points
The Sentry	2	66-65-62-67	260	-32	400
AT&T Pebble Beach Pro-Am	T17	69-67-71-70	277	-11	60
The Genesis Invitational	T17	73-72-73-67	285	-3	56
Arnold Palmer Invt'l	2	71-68-67-72	278	-10	400
THE PLAYERS Championship	T10	70-65-77-69	281	-7	165
Masters Tournament	T14	72-69-72-72	285	-3	79
RBC Heritage	T54	69-66-77-69	281	-3	9
Zurich Classic	CUT	61-75	136	-8	0
Truist Championship	T17	63-70-72-68	273	-7	58
PGA Championship	T50	70-72-74-72	288	+4	13
the Memorial Tournament	T20	67-75-77-71	290	+2	51
U.S. Open	T23	70-74-74-70	288	+8	42
Travelers Championship	T42	67-71-69-72	279	-1	18
Rocket Classic	T8	69-64-68-68	269	-19	75
Genesis Scottish Open	CUT	68-76	144	+4	0
The Open Championship	CUT	75-74	149	+7	0

Tournament	Position	Scores	Total Score	Total Par	FedExCup Points
FedEx St. Jude Champ	T22	66-65-72-71	274	-6	146
BMW Championship	T33	70-74-67-75	286	+6	82

PGA TOUR Regular Season
FedexCup Points (Rank): 1,655 (21)
Official Money (Rank): $7,302,227 (15)

ANDREW NOVAK

PGA TOUR VICTORIES (1): 2025 Zurich Classic.

KORN FERRY TOUR VICTORIES (1): 2020 LECOM Suncoast Classic.

2025 Tournament Summary

Tournament	Position	Scores	Total Score	Total Par	FedExCup Points
Sony Open in Hawaii	CUT	67-71	138	-2	0
The American Express	CUT	75-74-72	221	+5	0
Farmers Insurance Open	3	70-72-66-74	282	-6	190
AT&T Pebble Beach Pro-Am	T13	69-65-75-67	276	-12	95
WM Phoenix Open	CUT	69-72	141	-1	0
The Genesis Invitational	T13	71-71-74-68	284	-4	95
Cognizant Classic	CUT	66-75	141	-1	0
Arnold Palmer Invt'l	T34	74-73-65-78	290	+2	25
THE PLAYERS Championship	CUT	77-70	147	+3	0
Valspar Championship	T42	69-72-68-75	284	E	12
Texas Children's Houston	CUT	70-68	138	-2	0
Valero Texas Open	T3	68-70-69-76	283	-5	162
RBC Heritage	2	68-65-66-68	267	-17	400
Zurich Classic	1	62-66-61-71	260	-28	400
Truist Championship	T17	66-71-72-64	273	-7	58
PGA Championship	CUT	70-80	150	+8	0
Charles Schwab Challenge	T11	67-69-67-71	274	-6	61
the Memorial Tournament	T51	70-77-75-77	299	+11	11
U.S. Open	T42	76-71-73-72	292	+12	19
Travelers Championship	T30	70-71-69-66	276	-4	30
Genesis Scottish Open	T13	72-63-68-70	273	-7	56
The Open Championship	T63	71-72-74-71	288	+4	7
Wyndham Championship	CUT	68-72	140	E	0

Tournament	Position	Scores	Total Score	Total Par	FedExCup Points
FedEx St. Jude Champ	T6	68-64-67-71	270	-10	366
BMW Championship	48	72-76-77-75	300	+20	38

PGA TOUR Regular Season
FedexCup Points (Rank): 2,029 (15)
Official Money (Rank): $7,243,832 (16)

JUSTIN ROSE

PGA TOUR VICTORIES (12): 2010 AT&T National, the Memorial Tournament. **2011** BMW Championship. **2012** WGC-Cadillac Championship. **2013** U.S. Open. **2014** Quicken Loans National. **2015** Zurich Classic of New Orl. **2018** WGC-HSBC Champions, Fort Worth Invitational. **2019** Farmers Insurance Open. **2023** AT&T Pebble Beach. **2025** FedEx St. Jude Champ.

INTERNATIONAL VICTORIES (25): 2002 Crowns Tournament, Nashua Nedtel Masters, Victor Chandler British Masters, Dunhill Championship, Dunhill Championship, Nashau Nedtel Masters, Crowns Tournament, Victor Chandler British Masters, Nashua Nedtel Masters. **2006** Mastercard Masters, Mastercard Masters. **2007** Volvo Masters, Volvo Masters. **2014** Aberdeen Asset Management Scottish Open, Aberdeen Asset Management Scottish Open. **2015** UBS Hong Kong Open, UBS Hong Kong Open. **2016** Olympic Games, Olympic Games. **2017** Turkish Airlines Open, Indonesian Masters, Turkish Airlines Open, Indonesian Masters. **2018** Turkish Airlines Open, Turkish Airlines Open.

2025 Tournament Summary

Tournament	Position	Scores	Total Score	Total Par	FedExCup Points
Farmers Insurance Open	CUT	69-80	149	+5	0
AT&T Pebble Beach Pro-Am	T3	65-69-68-68	270	-18	337
The Genesis Invitational	CUT	75-74	149	+5	0
Arnold Palmer Invt'l	T8	70-73-71-69	283	-5	175
THE PLAYERS Championship	CUT	71-73	144	E	0
Valero Texas Open	T47	72-69-74-76	291	+3	9
Masters Tournament	2	65-71-75-66	277	-11	500
RBC Heritage	T42	67-72-68-72	279	-5	16
Truist Championship	W/D	70-77	147	+7	0
PGA Championship	CUT	76-75	151	+9	0
the Memorial Tournament	T44	78-66-80-72	296	+8	15
RBC Canadian Open	CUT	68-71	139	-1	0
U.S. Open	CUT	77-77	154	+14	0
Genesis Scottish Open	6	70-68-68-63	269	-11	100
The Open Championship	T16	69-71-68-69	277	-7	66

Tournament	Position	Scores	Total Score	Total Par	FedExCup Points
FedEx St. Jude Champ	1	64-66-67-67	264	-16	2000
BMW Championship	T30	71-70-71-72	284	+4	106

PGA TOUR Regular Season
FedexCup Points (Rank): 3,326 (4)
Official Money (Rank): $8,435,476 (9)

SCOTTIE SCHEFFLER

PGA TOUR VICTORIES (18): 2022 WM Phoenix Open, Masters Tournament, Arnold Palmer Invt'l, WGC-Dell Tech Match Play. **2023** WM Phoenix Open, THE PLAYERS Championship. **2024** THE PLAYERS Championship, Masters Tournament, the Memorial Tournament, Travelers Championship, TOUR Championship, RBC Heritage, Arnold Palmer Invt'l. **2025** the Memorial Tournament, The Open Championship, PGA Championship, BMW Championship, THE CJ CUP Byron Nelson.

KORN FERRY TOUR VICTORIES (2): 2019 Evans Scholars Invitation, Nationwide Children's.

INTERNATIONAL VICTORIES (1): 2024 Olympic Games.

2025 Tournament Summary

Tournament	Position	Scores	Total Score	Total Par	FedExCup Points
AT&T Pebble Beach Pro-Am	T9	67-70-69-67	273	-15	151
WM Phoenix Open	T25	69-66-68-72	275	-9	31
The Genesis Invitational	T3	70-67-76-66	279	-9	337
Arnold Palmer Invt'l	T11	71-72-71-70	284	-4	115
THE PLAYERS Championship	T20	69-70-72-73	284	-4	48
Texas Children's Houston	T2	67-62-69-63	261	-19	245
Masters Tournament	4	68-71-72-69	280	-8	325
RBC Heritage	T8	64-70-68-70	272	-12	175
THE CJ CUP Byron Nelson	1	61-63-66-63	253	-31	500
PGA Championship	1	69-68-65-71	273	-11	750
Charles Schwab Challenge	T4	68-71-64-69	272	-8	122
the Memorial Tournament	1	70-70-68-70	278	-10	700
U.S. Open	T7	73-71-70-70	284	+4	225
Travelers Championship	T6	62-69-72-65	268	-12	250
Genesis Scottish Open	T8	67-68-69-67	271	-9	80
The Open Championship	1	68-64-67-68	267	-17	750

Tournament	Position	Scores	Total Score	Total Par	FedExCup Points
FedEx St. Jude Champ	T3	67-66-65-67	265	-15	650
BMW Championship	1	66-65-67-67	265	-15	2000

PGA TOUR Regular Season
FedexCup Points (Rank): 7,456 (1)
Official Money (Rank): $23,962,883 (1)

Competitors' Capsules

J.J. SPAUN

PGA TOUR VICTORIES (2): 2022 Valero Texas Open. **2025** U.S. Open.

KORN FERRY TOUR VICTORIES (1): 2016 News Sentinel Open.

2025 Tournament Summary

Tournament	Position	Scores	Total Score	Total Par	FedExCup Points
Sony Open in Hawaii	T3	66-66-65-68	265	-15	162
The American Express	T29	64-66-71-73	274	-14	26
Farmers Insurance Open	T15	73-72-71-71	287	-1	46
AT&T Pebble Beach Pro-Am	T33	70-68-70-71	279	-9	24
WM Phoenix Open	W/D	73	73	+2	0
The Genesis Invitational	T34	76-69-73-70	288	E	25
Cognizant Classic	T2	64-70-67-66	267	-17	245
Arnold Palmer Invt'l	T31	75-71-73-70	289	+1	29
THE PLAYERS Championship	2	66-68-70-72	276	-12	500
Texas Children's Houston	CUT	71-67	138	-2	0
Masters Tournament	50	74-72-74-75	295	+7	14
RBC Heritage	T42	66-75-71-67	279	-5	16
Truist Championship	T17	67-70-69-67	273	-7	58
PGA Championship	T37	71-68-72-74	285	+1	23
Charles Schwab Challenge	T6	66-68-70-69	273	-7	86
the Memorial Tournament	CUT	76-74	150	+6	0
U.S. Open	1	66-72-69-72	279	-1	750
Travelers Championship	T14	73-71-66-63	273	-7	90
Genesis Scottish Open	CUT	70-72	142	+2	0
The Open Championship	T23	73-69-68-68	278	-6	47

Tournament	Position	Scores	Total Score	Total Par	FedExCup Points
FedEx St. Jude Champ	2	68-66-65-65	264	-16	1200
BMW Championship	T23	70-69-72-70	281	+1	148

PGA TOUR Regular Season
FedexCup Points (Rank): 3,493 (3)
Official Money (Rank): $12,515,222 (3)

SEPP STRAKA

PGA TOUR VICTORIES (4): 2022 The Honda Classic. **2023** John Deere Classic. **2025** Truist Championship, The American Express.

KORN FERRY TOUR VICTORIES (1): 2018 KC Golf Classic.

2025 Tournament Summary

Tournament	Position	Scores	Total Score	Total Par	FedExCup Points
The Sentry	T15	69-65-67-70	271	-21	62
Sony Open in Hawaii	T30	66-66-72-67	271	-9	23
The American Express	1	65-64-64-70	263	-25	500
AT&T Pebble Beach Pro-Am	T7	65-65-70-72	272	-16	212
WM Phoenix Open	15	70-68-68-66	272	-12	55
The Genesis Invitational	CUT	78-76	154	+10	0
Cognizant Classic	T11	67-67-67-70	271	-13	58
Arnold Palmer Invt'l	T5	77-66-69-69	281	-7	287
THE PLAYERS Championship	T14	70-68-71-74	283	-5	82
Valspar Championship	T28	70-70-74-68	282	-2	25
Masters Tournament	CUT	78-71	149	+5	0
RBC Heritage	T13	70-70-67-67	274	-10	90
Zurich Classic	T12	65-67-64-70	266	-22	30
Truist Championship	1	63-67-66-68	264	-16	700
PGA Championship	CUT	73-71	144	+2	0
the Memorial Tournament	3	74-73-66-70	283	-5	350
U.S. Open	CUT	78-73	151	+11	0
Travelers Championship	T45	74-71-67-68	280	E	14
Genesis Scottish Open	7	64-69-70-67	270	-10	90
The Open Championship	T52	72-71-70-71	284	E	12

Tournament	Position	Scores	Total Score	Total Par	FedExCup Points
FedEx St. Jude Champ	T17	68-67-68-70	273	-7	188

PGA TOUR Regular Season
FedexCup Points (Rank): 2,783 (8)
Official Money (Rank): $10,295,894 (4)

NICK TAYLOR

PGA TOUR VICTORIES (5): 2015 Sanderson Farms Champ.. **2020** AT&T Pebble Beach. **2023** RBC Canadian Open. **2024** WM Phoenix Open. **2025** Sony Open in Hawaii.

2025 Tournament Summary

Tournament	Position	Scores	Total Score	Total Par	FedExCup Points
The Sentry	T48	73-73-66-69	281	-11	13
Sony Open in Hawaii	1	66-68-65-65	264	-16	500
The American Express	T12	65-66-73-67	271	-17	56
AT&T Pebble Beach Pro-Am	T33	68-69-72-70	279	-9	24
WM Phoenix Open	T25	70-66-70-69	275	-9	31
The Genesis Invitational	T9	74-71-69-68	282	-6	151
Arnold Palmer Invt'l	T31	75-72-69-73	289	+1	29
THE PLAYERS Championship	CUT	74-72	146	+2	0
Texas Children's Houston	CUT	73-67	140	E	0
Masters Tournament	T40	73-71-74-73	291	+3	21
RBC Heritage	T49	70-70-68-72	280	-4	12
Zurich Classic	T12	66-66-65-69	266	-22	30
Truist Championship	T17	67-68-67-71	273	-7	58
PGA Championship	CUT	76-72	148	+6	0
the Memorial Tournament	4	69-68-74-73	284	-4	325
RBC Canadian Open	T13	66-65-69-67	267	-13	55
U.S. Open	T23	73-71-70-74	288	+8	42
Travelers Championship	T17	66-68-69-71	274	-6	54
Genesis Scottish Open	T22	67-66-73-69	275	-5	31
The Open Championship	CUT	77-68	145	+3	0

Tournament	Position	Scores	Total Score	Total Par	FedExCup Points
FedEx St. Jude Champ	T44	67-71-72-68	278	-2	43
BMW Championship	T33	72-68-71-75	286	+6	82

PGA TOUR Regular Season
FedexCup Points (Rank): 1,564 (25)
Official Money (Rank): $4,978,709 (24)

JUSTIN THOMAS

PGA TOUR VICTORIES (16): 2016 CIMB Classic. **2017** CIMB Classic, Dell Technologies Champ, PGA Championship, SBS Tournament of Champ, Sony Open in Hawaii. **2018** THE CJ CUP @ NINE BRIDGES, The Honda Classic, WGC-Bridgestone Invit'l. **2019** BMW Championship. **2020** THE CJ CUP @ NINE BRIDGES, Sentry T of C, WGC-FedEx St Jude Invit'l. **2021** THE PLAYERS Championship. **2022** PGA Championship. **2025** RBC Heritage.

KORN FERRY TOUR VICTORIES (1): 2014 Nationwide Children's.

OTHER VICTORIES (1): 2020 PNC Championship [with Mike Thomas].

2025 Tournament Summary

Tournament	Position	Scores	Total Score	Total Par	FedExCup Points
The Sentry	T26	71-71-68-63	273	-19	38
The American Express	2	67-64-68-66	265	-23	300
AT&T Pebble Beach Pro-Am	T48	66-70-74-71	281	-7	13
WM Phoenix Open	T6	66-68-70-65	269	-15	91
The Genesis Invitational	T9	73-71-69-69	282	-6	151
Arnold Palmer Invt'l	T36	71-70-74-76	291	+3	22
THE PLAYERS Championship	T33	78-62-73-73	286	-2	27
Valspar Championship	2	73-70-65-66	274	-10	300
Masters Tournament	T36	73-71-76-70	290	+2	24
RBC Heritage	1	61-69-69-68	267	-17	700
Truist Championship	T2	66-67-66-67	266	-14	375
PGA Championship	CUT	73-72	145	+3	0
the Memorial Tournament	T31	80-69-71-73	293	+5	26
U.S. Open	CUT	76-76	152	+12	0
Travelers Championship	T9	67-64-73-67	271	-9	151
Genesis Scottish Open	T22	69-70-71-65	275	-5	31
The Open Championship	T34	72-69-69-71	281	-3	25

Tournament	Position	Scores	Total Score	Total Par	FedExCup Points
FedEx St. Jude Champ	T28	68-72-70-65	275	-5	115
BMW Championship	T33	74-70-68-74	286	+6	82

PGA TOUR Regular Season
FedexCup Points (Rank): 2,477 (12)
Official Money (Rank): $9,761,829 (6)

CAMERON YOUNG

PGA TOUR VICTORIES (1): 2025 Wyndham Championship.

KORN FERRY TOUR VICTORIES (2): 2020 Evans Scholars Invitation, AdventHealth Championship.

2025 Tournament Summary

Tournament	Position	Scores	Total Score	Total Par	FedExCup Points
The Sentry	T8	66-67-68-68	269	-23	155
The American Express	CUT	69-74-75	218	+2	0
AT&T Pebble Beach Pro-Am	72	73-73-74-69	289	+1	5
WM Phoenix Open	T12	74-64-66-67	271	-13	60
The Genesis Invitational	CUT	78-72	150	+6	0
Cognizant Classic	CUT	68-70	138	-4	0
Arnold Palmer Invt'l	CUT	82-71	153	+9	0
THE PLAYERS Championship	T61	70-70-81-73	294	+6	7
Valspar Championship	CUT	76-75	151	+9	0
Valero Texas Open	T18	71-70-74-71	286	-2	42
Masters Tournament	CUT	72-79	151	+7	0
RBC Heritage	T54	70-70-68-73	281	-3	9
Truist Championship	T7	66-70-68-66	270	-10	187
PGA Championship	T47	73-69-71-74	287	+3	15
the Memorial Tournament	T25	77-72-72-71	292	+4	37
RBC Canadian Open	T4	68-66-65-65	264	-16	122
U.S. Open	T4	70-74-69-70	283	+3	300
Travelers Championship	T52	65-73-71-72	281	+1	11
Rocket Classic	T46	68-69-69-71	277	-11	9
The Open Championship	CUT	74-72	146	+4	0
Wyndham Championship	1	63-62-65-68	258	-22	500

Tournament	Position	Scores	Total Score	Total Par	FedExCup Points
FedEx St. Jude Champ	5	69-65-71-64	269	-11	440
BMW Championship	11	74-66-65-70	275	-5	280

PGA TOUR Regular Season
FedexCup Points (Rank): 2,184 (13)
Official Money (Rank): $5,991,646 (19)

Collin Morikawa earned his second top 10 at East Lake Golf Club with a runner-up finish in 2024.

Individual Player Records

PLEASE NOTE: 2019-2024 FedExCup Bonus Money is not reflected in total earnings.

Åberg, Ludvig (69.25)

Year	1st	2nd	3rd	4th	Total	Finish	Money
2024	71	68	68	70	277	16	0.00
						TOTAL	**$0.00**

Allem, Fulton (70.75)

Year	1st	2nd	3rd	4th	Total	Finish	Money
1993	69	72	71	71	283	T12	73,200.00
						TOTAL	**$73,200.00**

Allenby, Robert (70.11)

Year	1st	2nd	3rd	4th	Total	Finish	Money
2000	68	69	70	73	280	T16	104,000.00
2001	76	67	67	73	283	T22	91,000.00
2002	74	69	66	72	281	T22	91,000.00
2003	69	73	68	70	280	T13	131,850.00
2007	68	71	68	66	273	T11	167,300.00
2008	75	66	67	76	284	16	148,400.00
2010	71	70	71	70	282	T17	147,000.00
						TOTAL	**$880,550.00**

Ames, Stephen (68.75)

Year	1st	2nd	3rd	4th	Total	Finish	Money
2004	69	66	70	70	275	T4	248,000.00
						TOTAL	**$248,000.00**

An, Byeong Hun (69.50)

Year	1st	2nd	3rd	4th	Total	Finish	Money
2024	69	71	69	69	278	T21	0.00
						TOTAL	**$0.00**

Ancer, Abraham (69.58)

Year	1st	2nd	3rd	4th	Total	Finish	Money
2019	72	69	72	72	285	T21	0.00
2020	64	71	69	72	276	T18	0.00
2021	69	70	65	70	274	T9	0.00
						TOTAL	**$0.00**

Andrade, Billy (72.00)

Year	1st	2nd	3rd	4th	Total	Finish	Money
1991	73	74	68	73	288	T13	46,466.66
						TOTAL	**$46,466.66**

Appleby, Stuart (70.31)

Year	1st	2nd	3rd	4th	Total	Finish	Money
1997	73	70	70	73	286	T22	72,800.00
1999	72	69	70	74	285	T26	83,000.00
2000	73	65	68	69	275	7	170,000.00
2003	71	76	69	70	286	27	94,800.00
2004	69	72	71	69	281	T15	123,800.00
2005	70	65	71	68	274	T7	209,625.00
2006	69	70	72	70	281	T10	182,800.00
2008	72	71	70	69	282	T10	180,040.00
						TOTAL	**$1,116,865.00**

Austin, Woody (69.63)

Year	1st	2nd	3rd	4th	Total	Finish	Money
1995	71	68	73	72	284	T4	132,000.00
2007	65	65	69	74	273	T11	167,300.00
						TOTAL	**$299,300.00**

Azinger, Paul (70.47)

Year	1st	2nd	3rd	4th	Total	Finish	Money
1987	73	66	67	67	273	4	96,000.00
1988	73	70	69	75	287	T17	39,600.00
1989	71	73	67	67	278	T3	146,250.00
1990	73	71	68	71	283	11	67,500.00
1991	69	68	78	78	293	T24	34,800.00
1992	70	66	69	71	276	1	360,000.00
1993	72	71	72	73	288	21	56,400.00
2000	69	66	73	69	277	T11	128,333.33
						TOTAL	**$928,883.33**

Baddeley, Aaron (68.88)

Year	1st	2nd	3rd	4th	Total	Finish	Money
2007	69	70	68	71	278	24	123,200.00
2011	68	69	64	72	273	T3	418,666.66
						TOTAL	**$541,866.66**

Bae, Sangmoon (71.00)

Year	1st	2nd	3rd	4th	Total	Finish	Money
2015	73	70	72	69	284	T18	160,050.00
						TOTAL	**$160,050.00**

Baird, Briny (71.38)

Year	1st	2nd	3rd	4th	Total	Finish	Money
2003	69	72	71	68	280	T13	131,850.00
2008	74	71	70	76	291	T27	115,500.00
						TOTAL	**$247,350.00**

Baker-Finch, Ian (70.38)

Year	1st	2nd	3rd	4th	Total	Finish	Money
1990	71	70	67	68	276	T3	146,250.00
1991	68	76	71	72	287	T10	54,000.00
						TOTAL	**$200,250.00**

Beck, Chip (70.61)

Year	1st	2nd	3rd	4th	Total	Finish	Money
1987	71	67	68	64	270	2	216,000.00
1988	71	69	73	79	292	T24	34,800.00
1989	71	68	73	71	283	T9	73,000.00
1990	69	68	71	70	278	6	90,000.00
1991	72	70	72	71	285	T5	71,000.00
1992	71	70	75	70	286	T20	38,000.00
1993	71	70	70	72	283	T12	73,200.00
						TOTAL	**$596,000.00**

Beem, Rich (70.75)

Year	1st	2nd	3rd	4th	Total	Finish	Money
2002	70	72	70	71	283	T26	83,500.00
						TOTAL	**$83,500.00**

Begay III, Notah (72.00)

Year	1st	2nd	3rd	4th	Total	Finish	Money
1999	70	69	71	70	280	T15	103,200.00
2000	76	77	68	75	296	29	81,000.00
						TOTAL	**$184,200.00**

Berger, Daniel (69.20)

Year	1st	2nd	3rd	4th	Total	Finish	Money
2015	69	73	68	70	280	T12	196,350.00
2016	74	69	68	68	279	T15	183,600.00
2017	66	70	72	68	276	15	192,500.00
2020	69	71	64	73	277	T15	0.00
2021	72	69	67	64	272	T11	0.00
						TOTAL	**$572,450.00**

Bezuidenhout, Christiaan (71.75)

Year	1st	2nd	3rd	4th	Total	Finish	Money
2024	71	69	73	74	287	T29	0.00
						TOTAL	**$0.00**

Bhatia, Akshay (70.25)

Year	1st	2nd	3rd	4th	Total	Finish	Money
2024	70	69	71	71	281	26	0.00
						TOTAL	**$0.00**

Blake, Jay Don (72.00)

Year	1st	2nd	3rd	4th	Total	Finish	Money
1991	69	72	74	73	288	T13	46,466.67
						TOTAL	**$46,466.67**

Bowditch, Steven (70.00)

Year	1st	2nd	3rd	4th	Total	Finish	Money
2015	68	69	73	70	280	T12	196,350.00
						TOTAL	**$196,350.00**

Individual Player Records

Bradley, Keegan (69.96)

Year	1st	2nd	3rd	4th	Total	Finish	Money
2011	64	71	72	70	277	T11	210,400.00
2012	70	73	70	74	287	T23	140,800.00
2013	72	65	72	67	276	T12	200,000.00
2018	73	73	69	69	284	T26	150,300.00
2023	63	67	70	73	273	T9	0.00
2024	69	74	71	68	282	T21	0.00
						TOTAL	**$701,500.00**

Bradley, Michael (72.25)

Year	1st	2nd	3rd	4th	Total	Finish	Money
1996	71	73	75	70	289	23	54,000.00
						TOTAL	**$54,000.00**

Brooks, Mark (73.19)

Year	1st	2nd	3rd	4th	Total	Finish	Money
1991	78	72	71	72	293	T24	34,800.00
1992	73	73	72	75	293	T27	33,000.00
1994	69	72	72	77	290	T29	48,300.00
1996	73	75	73	74	295	T27	49,500.00
						TOTAL	**$165,600.00**

Brown, Billy Ray (72.00)

Year	1st	2nd	3rd	4th	Total	Finish	Money
1992	72	71	73	72	288	T22	36,000.00
						TOTAL	**$36,000.00**

Browne, Olin (69.50)

Year	1st	2nd	3rd	4th	Total	Finish	Money
2005	70	67	71	70	278	T14	143,866.67
						TOTAL	**$143,866.67**

Bryant, Bart (65.75)

Year	1st	2nd	3rd	4th	Total	Finish	Money
2005	62	68	66	67	263	1	1,170,000.00
						TOTAL	**$1,170,000.00**

Bryant, Brad (70.13)

Year	1st	2nd	3rd	4th	Total	Finish	Money
1994	72	68	67	68	275	3	207,000.00
1995	69	68	73	76	286	T7	99,000.00
						TOTAL	**$306,000.00**

Burns, Sam (68.69)

Year	1st	2nd	3rd	4th	Total	Finish	Money
2021	71	70	69	68	278	T18	0.00
2022	69	74	67	68	278	24	0.00
2023	66	66	71	67	270	T9	0.00
2024	67	68	68	70	273	T12	0.00
						TOTAL	**$0.00**

Byrd, Jonathan (71.13)

Year	1st	2nd	3rd	4th	Total	Finish	Money
2007	71	70	65	71	277	23	126,000.00
2011	70	74	73	75	292	30	128,000.00
						TOTAL	**$254,000.00**

Cabrera, Ángel (70.25)

Year	1st	2nd	3rd	4th	Total	Finish	Money
2009	72	67	70	72	281	T13	174,000.00
						TOTAL	**$174,000.00**

Calcavecchia, Mark (70.34)

Year	1st	2nd	3rd	4th	Total	Finish	Money
1987	67	68	69	70	274	T5	68,800.00
1988	70	71	65	74	280	T3	104,666.67
1989	70	75	68	70	283	T9	73,000.00
1990	71	75	73	66	285	T14	54,250.00
1993	69	69	75	67	280	T7	96,000.00
1994	73	68	74	71	286	T24	52,200.00
1995	72	75	73	77	297	T27	49,200.00
1996	69	71	73	73	286	T15	63,600.00
1997	69	66	72	70	277	T4	176,000.00
1998	73	73	73	75	294	29	64,800.00
2000	72	67	71	67	277	T11	128,333.34
2001	71	64	69	76	280	19	98,000.00
2005	72	69	68	66	275	11	176,800.00
2007	65	66	63	71	265	T2	619,500.00
						TOTAL	**$1,825,150.01**

Campbell, Chad (70.72)

Year	1st	2nd	3rd	4th	Total	Finish	Money
2003	70	69	61	68	268	1	1,080,000.00
2004	73	73			146	W/D	0.00
2005	72	68	70	69	279	T17	130,000.00
2006	73	74	74	70	291	24	114,400.00
2008	72	73	75	69	289	T22	127,400.00
						TOTAL	**$1,451,800.00**

Cantlay, Patrick (69.25)

Year	1st	2nd	3rd	4th	Total	Finish	Money
2017	74	66	71	69	280	T20	164,500.00
2018	71	65	76	69	281	T21	163,800.00
2019	70	71	75	73	289	T21	0.00
2021	67	66	67	69	269	1	0.00
2022	70	66	66	70	272	T7	0.00
2023	69	68	68	66	271	5	0.00
2024	69	70	71	67	277	T17	0.00
						TOTAL	**$328,300.00**

Casey, Paul (68.42)

Year	1st	2nd	3rd	4th	Total	Finish	Money
2010	66	71	69	69	275	T4	330,000.00
2015	65	70	71	70	276	T5	302,500.00
2016	68	70	69	64	271	4	408,000.00
2017	66	67	65	73	271	5	350,000.00
2018	68	71	66	71	276	T11	225,450.00
2019	66	67	68	72	273	5	0.00
						TOTAL	**$1,615,950.00**

Castro, Roberto (69.38)

Year	1st	2nd	3rd	4th	Total	Finish	Money
2013	67	71	72	65	275	T9	227,733.34
2016	73	70	67	70	280	T17	166,600.00
						TOTAL	**$394,333.34**

Champ, Cameron (70.00)

Year	1st	2nd	3rd	4th	Total	Finish	Money
2020	68	71	70	71	280	T24	0.00
						TOTAL	**$0.00**

Chappell, Kevin (69.63)

Year	1st	2nd	3rd	4th	Total	Finish	Money
2016	66	68	68	66	268	T2	752,250.00
2017	76	72	72	69	289	T28	142,625.00
						TOTAL	**$894,875.00**

Choi, K.J. (70.31)

Year	1st	2nd	3rd	4th	Total	Finish	Money
2002	71	68	70	68	277	T9	146,000.00
2003	77	68	70	68	283	T19	112,500.00
2004	73	73	72	70	288	27	94,800.00
2006	72	78	72	72	294	26	109,200.00
2007	67	65	75	69	276	T21	130,200.00
2008	69	70	70	72	281	9	210,000.00
2010	68	68	74	68	278	T7	247,500.00
2011	68	65	70	70	273	T3	418,666.67
						TOTAL	**$1,468,866.67**

Cink, Stewart (70.81)

Year	1st	2nd	3rd	4th	Total	Finish	Money
1997	73	72	71	71	287	24	70,400.00
2000	73	68	72	68	281	T18	98,000.00
2001	70	70	67	69	276	T13	119,000.00
2004	70	73	71	71	285	T21	105,600.00
2006	69	75	75	73	292	25	111,800.00
2007	67	66	71	69	273	T11	167,300.00
2008	75	73	73	69	290	T24	120,400.00
2009	67	72	70	75	284	T19	144,000.00
2021	72	68	71	70	281	T26	0.00
						TOTAL	**$936,500.00**

Individual Player Records

Clark, Tim (70.25)

Year	1st	2nd	3rd	4th	Total	Finish	Money
2005	67	67	72	76	282	T22	118,300.00
2007	62	69	70	69	270	T7	231,000.00
2008	78	74	71	69	292	29	113,400.00
2010	70	73	70	67	280	T13	178,500.00
						TOTAL	**$641,200.00**

Clark, Wyndham (67.38)

Year	1st	2nd	3rd	4th	Total	Finish	Money
2023	68	67	68	65	268	3	0.00
2024	67	67	68	69	271	8	0.00
						TOTAL	**$0.00**

Clarke, Darren (70.38)

Year	1st	2nd	3rd	4th	Total	Finish	Money
2003	74	68	67	73	282	18	117,000.00
2004	67	73	70	71	281	T15	123,800.00
						TOTAL	**$240,800.00**

Clearwater, Keith (70.50)

Year	1st	2nd	3rd	4th	Total	Finish	Money
1992	68	75	72	67	282	4	96,000.00
						TOTAL	**$96,000.00**

Cochran, Russ (69.75)

Year	1st	2nd	3rd	4th	Total	Finish	Money
1991	68	69	71	71	279	2	216,000.00
						TOTAL	**$216,000.00**

Conners, Corey (70.06)

Year	1st	2nd	3rd	4th	Total	Finish	Money
2019	68	71	71	74	284	T26	0.00
2021	67	72	70	69	278	T22	0.00
2022	74	66	71	67	278	26	0.00
2023	70	71	66	74	281	26	0.00
						TOTAL	**$0.00**

Cook, John (71.92)

Year	1st	2nd	3rd	4th	Total	Finish	Money
1990	72	74	70	73	289	T22	45,500.00
1991	73	71	75	77	296	28	32,800.00
1992	74	70	73	68	285	T13	43,114.29
1996	70	73	70	68	281	11	81,000.00
1997	73	71	70	71	285	T20	76,000.00
1998	73	75	71	71	290	T21	73,600.00
						TOTAL	**$352,014.29**

Couples, Fred (71.00)

Year	1st	2nd	3rd	4th	Total	Finish	Money
1987	73	67	67	69	276	T12	48,800.00
1988	75	67	67	73	282	7	68,000.00
1989	68	74	67	72	281	T7	82,500.00
1990	73	75	70	71	289	T22	45,500.00
1991	72	73	66	78	289	T16	41,066.66
1992	73	78	66	66	283	T5	76,000.00
1993	74	72	70	65	281	T10	83,100.00
1994	70	72	74	74	290	T29	48,300.00
1996	68	73	68	69	278	5	120,000.00
1998	73	67	75	76	291	T24	68,200.00
						TOTAL	**$681,466.66**

Crane, Ben (69.50)

Year	1st	2nd	3rd	4th	Total	Finish	Money
2005	68	65	72	69	274	T7	209,625.00
2010	71	69	76	66	282	T17	147,000.00
						TOTAL	**$356,625.00**

Crenshaw, Ben (71.20)

Year	1st	2nd	3rd	4th	Total	Finish	Money
1987	68	67	75	64	274	T5	68,800.00
1988	72	71	69	76	288	T21	37,200.00
1989	73	72	71	69	285	T14	53,400.00
1994	72	70	69	70	281	T13	71,400.00
1995	74	73	73	76	296	T25	51,000.00
						TOTAL	**$281,800.00**

Curtis, Ben (70.88)

Year	1st	2nd	3rd	4th	Total	Finish	Money
2006	73	77	66	73	289	21	122,200.00
2008	71	69	68	70	278	5	280,000.00
						TOTAL	**$402,200.00**

Daly, John (70.50)

Year	1st	2nd	3rd	4th	Total	Finish	Money
1991	68	76	68	70	282	3	138,000.00
2004	69	72	71	70	282	18	117,000.00
						TOTAL	**$255,000.00**

Day, Glen (71.75)

Year	1st	2nd	3rd	4th	Total	Finish	Money
1998	73	70	69	75	287	T18	79,200.00
						TOTAL	**$79,200.00**

Day, Jason (69.42)

Year	1st	2nd	3rd	4th	Total	Finish	Money
2010	69	69	71	73	282	T17	147,000.00
2011	67	67	69	71	274	T6	272,000.00
2013	68	74	68	67	277	T14	173,600.00
2014	67	67	70	69	273	T4	343,333.33
2015	69	71	70	68	278	T10	228,525.00
2016	67			67	W/D		0.00
2017	69	67	68	74	278	T17	176,750.00
2018	68	73	69	68	278	18	180,000.00
2023	67	70	74	73	284	28	0.00
						TOTAL	**$1,521,208.33**

de Jonge, Brendon (69.50)

Year	1st	2nd	3rd	4th	Total	Finish	Money
2013	70	72	71	65	278	T18	158,400.00
						TOTAL	**$158,400.00**

DeChambeau, Bryson (69.38)

Year	1st	2nd	3rd	4th	Total	Finish	Money
2018	71	75	66	67	279	19	176,400.00
2019	68	71	67	70	276	T12	0.00
2020	72	69	69	71	281	22	0.00
2021	69	67	72	66	274	7	0.00
						TOTAL	**$176,400.00**

DeLaet, Graham (71.00)

Year	1st	2nd	3rd	4th	Total	Finish	Money
2013	68	71	72	73	284	28	131,200.00
						TOTAL	**$131,200.00**

DiMarco, Chris (70.04)

Year	1st	2nd	3rd	4th	Total	Finish	Money
2000	71	72	70	68	281	T18	98,000.00
2001	69	68	69	69	275	T10	136,666.67
2002	70	68	69	69	276	T7	165,000.00
2003	68	70	71	75	284	T21	103,200.00
2004	72	71	70	73	286	T24	98,400.00
2005	69	72	67	71	279	T17	130,000.00
						TOTAL	**$731,266.67**

Donald, Luke (69.32)

Year	1st	2nd	3rd	4th	Total	Finish	Money
2005	70	67	70	71	278	T14	143,866.66
2006	73	67	69	68	277	T5	266,000.00
2009	70	71	78	69	288	T25	127,500.00
2010	66	66	71	70	273	2	810,000.00
2011	66	68	70	69	273	T3	418,666.67
2012	71	69	67	67	274	T3	468,000.00
2013	70	70	67	71	278	T18	158,400.00
						TOTAL	**$2,392,433.33**

Donald, Mike (72.25)

Year	1st	2nd	3rd	4th	Total	Finish	Money
1989	70	74	72	73	289	28	41,000.00
						TOTAL	**$41,000.00**

Individual Player Records

Dufner, Jason (69.88)

Year	1st	2nd	3rd	4th	Total	Finish	Money
2009	71	68	73	72	284	T19	144,000.00
2011	66	70	73	69	278	T13	190,400.00
2012	70	70	71	73	284	T20	152,000.00
2013	74	70	66	65	275	T9	227,733.33
2016	73	67	66	70	276	T8	263,500.00
2017	68	67	73	72	280	T20	164,500.00
						TOTAL	**$1,142,133.33**

Duke, Ken (71.50)

Year	1st	2nd	3rd	4th	Total	Finish	Money
2008	77	69	69	71	286	T17	138,600.00
						TOTAL	**$138,600.00**

Durant, Joe (68.50)

Year	1st	2nd	3rd	4th	Total	Finish	Money
2001	73	65	67	70	275	T10	136,666.67
2006	68	68	70	67	273	3	480,000.00
						TOTAL	**$616,666.67**

Duval, David (69.75)

Year	1st	2nd	3rd	4th	Total	Finish	Money
1995	74	69	71	73	287	T9	87,600.00
1996	71	71	74	70	286	T15	63,600.00
1997	66	69	70	68	273	1	720,000.00
1998	75	69	69	68	281	T8	120,533.34
1999	70	71	67	72	280	T15	103,200.00
2000	65	68	74	67	274	6	180,000.00
2001	69	69	63	71	272	T7	166,666.66
						TOTAL	**$1,441,600.00**

Edwards, David (71.38)

Year	1st	2nd	3rd	4th	Total	Finish	Money
1992	71	71	72	74	288	T22	36,000.00
1993	71	72	68	72	283	T12	73,200.00
						TOTAL	**$109,200.00**

Elkington, Steve (71.38)

Year	1st	2nd	3rd	4th	Total	Finish	Money
1990	72	72	66	72	282	10	71,000.00
1991	69	75	71	71	286	9	60,000.00
1992	71	73	71	73	288	T22	36,000.00
1993	74	71	72	73	290	T23	52,800.00
1995	71	72	67	73	283	T2	265,500.00
1997	70	69	70	75	284	T17	80,000.00
						TOTAL	**$565,300.00**

Els, Ernie (70.27)

Year	1st	2nd	3rd	4th	Total	Finish	Money
1994	68	67	72	76	283	T17	60,000.00
1995	71	74	75	73	293	T16	60,900.00
1996	76	70	65	68	279	T6	102,000.00
1997	71	71	72	75	289	T26	66,400.00
1999	68	71	75	71	285	T26	83,000.00
2000	64	72	68	69	273	T3	261,666.67
2001	69	68	65	68	270	T2	385,000.00
2002	73	69	70	67	279	T13	111,200.00
2003	70	69	73	69	281	17	120,000.00
2004	72	71	68	67	278	T10	158,200.00
2006	71	72	66	72	281	T10	182,800.00
2007	69	69	73	69	280	T26	116,900.00
2008	68	73	70	69	280	T6	238,000.00
2009	71	66	71	71	279	9	225,000.00
2010	71	71	71	65	278	T7	247,500.00
2012	72	75	71	71	289	27	132,800.00
						TOTAL	**$2,551,366.67**

English, Harris (69.83)

Year	1st	2nd	3rd	4th	Total	Finish	Money
2015	71	76	71	67	285	T22	148,500.00
2020	70	69	69	67	275	T12	0.00
2021	66	69	75	68	278	T18	0.00
						TOTAL	**$148,500.00**

Estes, Bob (70.35)

Year	1st	2nd	3rd	4th	Total	Finish	Money
1994	71	70	73	68	282	T15	64,800.00
1998	71	76	74	71	292	28	65,600.00
1999	70	70	75	68	283	25	86,000.00
2001	71	66	65	70	272	T7	166,666.67
2002	72	69	73	64	278	T11	131,500.00
						TOTAL	**$514,566.67**

Faldo, Nick (72.75)

Year	1st	2nd	3rd	4th	Total	Finish	Money
1995	76	72	73	70	291	T13	71,400.00
1996	75	72	76	68	291	24	52,800.00
						TOTAL	**$124,200.00**

Faxon, Brad (70.58)

Year	1st	2nd	3rd	4th	Total	Finish	Money
1992	70	71	72	71	284	T7	59,000.00
1994	71	71	73	73	288	T26	50,100.00
1996	68	72	66	68	274	2	324,000.00
1997	67	69	69	73	278	T6	140,000.00
2001	68	70	70	78	286	T26	83,000.00
2003	76	71	71	66	284	T21	103,200.00
						TOTAL	**$759,300.00**

Fehr, Rick (70.13)

Year	1st	2nd	3rd	4th	Total	Finish	Money
1993	69	69	70	71	279	6	108,000.00
1994	67	69	77	69	282	T15	64,800.00
						TOTAL	**$172,800.00**

Finau, Tony (69.00)

Year	1st	2nd	3rd	4th	Total	Finish	Money
2017	68	71	68	66	273	T7	280,000.00
2018	67	71	67	72	277	T15	190,800.00
2019	70	69	70	67	276	7	0.00
2020	68	71	66	71	276	17	0.00
2021	72	67	73	68	280	T11	0.00
2022	72	66	67	64	269	9	0.00
2023	70	68	70	68	276	T20	0.00
2024	70	66	74	71	281	T23	0.00
						TOTAL	**$470,800.00**

Fitzpatrick, Matt (68.25)

Year	1st	2nd	3rd	4th	Total	Finish	Money
2022	64	71	67	70	272	T15	0.00
2023	67	68	71	68	274	T9	0.00
						TOTAL	**$0.00**

Fleetwood, Tommy (68.94)

Year	1st	2nd	3rd	4th	Total	Finish	Money
2018	69	69	70	68	276	T11	225,450.00
2019	69	70	71	70	280	T16	0.00
2023	71	70	65	66	272	T6	0.00
2024	70	67	71	67	275	20	0.00
						TOTAL	**$225,450.00**

Flesch, Steve (70.25)

Year	1st	2nd	3rd	4th	Total	Finish	Money
2000	66	74	71	68	279	15	110,000.00
2003	71	68	67	73	279	T9	163,650.00
2004	69	78	67	71	285	T21	105,600.00
						TOTAL	**$379,250.00**

Floyd, Raymond (70.75)

Year	1st	2nd	3rd	4th	Total	Finish	Money
1992	72	71	71	69	283	T5	76,000.00
						TOTAL	**$76,000.00**

Forsman, Dan (71.00)

Year	1st	2nd	3rd	4th	Total	Finish	Money
1992	71	67	72	74	284	T7	59,000.00
						TOTAL	**$59,000.00**

Individual Player Records

Fowler, Rickie (70.00)

Year	1st	2nd	3rd	4th	Total	Finish	Money
2012	71	68	72	76	287	T23	140,800.00
2014	69	68	67	71	275	8	260,000.00
2015	69	70	67	74	280	T12	196,350.00
2017	73	74	70	69	286	T26	146,125.00
2018	65	72	73	65	275	T7	279,900.00
2019	71	71	70	70	282	T19	0.00
2023	68	73	68	66	275	T16	0.00
						TOTAL	**$1,023,175.00**

Franco, Carlos (70.83)

Year	1st	2nd	3rd	4th	Total	Finish	Money
1999	65	72	71	72	280	T15	103,200.00
2000	75	71	66	72	284	24	88,000.00
2004	72	68	78	68	286	T24	98,400.00
						TOTAL	**$289,600.00**

Frost, David (70.38)

Year	1st	2nd	3rd	4th	Total	Finish	Money
1987	66	71	73	70	280	T17	39,600.00
1988	69	71	70	77	287	T17	39,600.00
1989	70	76	67	71	284	T11	64,166.67
1992	69	68	74	73	284	T7	59,000.00
1993	68	68	69	73	278	T2	198,750.00
1994	66	69	75	66	276	T4	132,000.00
						TOTAL	**$533,116.67**

Funk, Fred (71.22)

Year	1st	2nd	3rd	4th	Total	Finish	Money
1995	74	75	72	76	297	T27	49,200.00
1996	71	73	74	67	285	14	69,600.00
1998	73	68	74	76	291	T24	68,200.00
1999	66	70	71	69	276	T5	177,500.00
2002	67	71	76	68	282	T24	87,000.00
2003	68	67	71	73	279	T9	163,650.00
2004	73	70	75	68	286	T24	98,400.00
2005	71	72	70	70	283	T24	111,800.00
						TOTAL	**$825,350.00**

Furyk, Jim (69.11)

Year	1st	2nd	3rd	4th	Total	Finish	Money
1996	72	71	73	70	286	T15	63,600.00
1997	66	68	73	67	274	2	432,000.00
1998	67	68	69	71	275	T3	234,000.00
1999	69	72	72	67	280	T15	103,200.00
2001	70	71	62	69	272	T7	166,666.67
2002	68	73	72	67	280	T18	97,000.00
2003	71	71	67	69	278	8	192,000.00
2005	70	70	67	70	277	13	158,600.00
2006	69	71	67	65	272	2	730,000.00
2007	71	69	67	66	273	T11	167,300.00
2008	72	70	69	69	280	T6	238,000.00
2009	72	68	71	67	278	T7	247,500.00
2010	67	65	70	70	272	1	1,350,000.00
2012	69	64	72	72	277	7	272,000.00
2013	70	68	73	66	277	T14	173,600.00
2014	67	69	67	69	272	T2	708,000.00
						TOTAL	**$5,333,466.67**

Gallagher, Jr., Jim (72.05)

Year	1st	2nd	3rd	4th	Total	Finish	Money
1990	73	74	76	69	292	27	41,500.00
1991	71	74	69	71	285	T5	71,000.00
1992	73	74	73	71	291	T25	34,000.00
1993	63	73	72	69	277	1	540,000.00
1995	74	73	75	74	296	T25	51,000.00
						TOTAL	**$737,500.00**

Gamez, Robert (75.00)

Year	1st	2nd	3rd	4th	Total	Finish	Money
1990	76	73	81	70	300	30	40,000.00
						TOTAL	**$40,000.00**

Garcia, Sergio (68.98)

Year	1st	2nd	3rd	4th	Total	Finish	Money
2001	69	67	66	68	270	T2	385,000.00
2002	71	73	72	69	285	28	82,000.00
2004	71	70	69	71	281	T15	123,800.00
2005	66	72	71	72	281	T20	123,500.00
2007	68	64	64	70	266	4	336,000.00
2008	70	65	67	71	273	2	756,000.00
2012	69	73	71	68	281	T15	167,200.00
2013	68	71	69	67	275	T9	227,733.33
2014	69	71	70	66	276	T9	231,666.67
2017	73	66	68	67	274	T10	236,250.00
2021	68	70	66	69	273	T14	0.00
						TOTAL	**$2,669,150.00**

Garrigus, Robert (69.75)

Year	1st	2nd	3rd	4th	Total	Finish	Money
2012	68	69	69	73	279	T10	205,760.00
						TOTAL	**$205,760.00**

Gay, Brian (73.00)

Year	1st	2nd	3rd	4th	Total	Finish	Money
2009	72	72	76	72	292	T28	122,250.00
						TOTAL	**$122,250.00**

Geiberger, Brent (68.50)

Year	1st	2nd	3rd	4th	Total	Finish	Money
1999	68	69	68	69	274	3	345,000.00
						TOTAL	**$345,000.00**

Glasson, Bill (70.25)

Year	1st	2nd	3rd	4th	Total	Finish	Money
1989	74	71	74	71	290	29	40,500.00
1994	66	68	71	71	276	T4	132,000.00
1997	68	69	68	72	277	T4	176,000.00
						TOTAL	**$348,500.00**

Glover, Lucas (70.75)

Year	1st	2nd	3rd	4th	Total	Finish	Money
2005	72	70	73	74	289	29	105,300.00
2006	73	71	66	68	278	T8	215,000.00
2009	68	71	72	69	280	T10	202,500.00
2019	73	75	70	72	290	T29	0.00
2023	72	67	69	70	278	T18	0.00
						TOTAL	**$522,800.00**

Goosen, Retief (68.75)

Year	1st	2nd	3rd	4th	Total	Finish	Money
2002	69	69	72	67	277	T9	146,000.00
2003	69	67	67	69	272	3	414,000.00
2004	70	66	69	64	269	1	1,080,000.00
2005	64	66	69	74	273	T4	283,833.33
2006	68	71	68	67	274	4	345,000.00
2009	69	72	72	73	286	23	135,000.00
2010	71	66	66	71	274	3	517,500.00
						TOTAL	**$2,921,333.33**

Grady, Wayne (71.00)

Year	1st	2nd	3rd	4th	Total	Finish	Money
1989	75	67	71	74	287	T22	44,000.00
1990	72	67	73	69	281	9	75,000.00
						TOTAL	**$119,000.00**

Green, Ken (70.00)

Year	1st	2nd	3rd	4th	Total	Finish	Money
1988	67	70	69	74	280	T3	104,666.66
						TOTAL	**$104,666.66**

Griffin, Lanto (69.25)

Year	1st	2nd	3rd	4th	Total	Finish	Money
2020	67	69	69	72	277	T18	0.00
						TOTAL	**$0.00**

Grillo, Emiliano (70.50)

Year	1st	2nd	3rd	4th	Total	Finish	Money
2016	73	70	66	69	278	T10	218,620.00
2023	73	72	70	71	286	T29	0.00
						TOTAL	**$218,620.00**

Individual Player Records

Haas, Bill (70.56)

Year	1st	2nd	3rd	4th	Total	Finish	Money
2011	68	67	69	68	272	1	1,440,000.00
2013	70	69	69	74	282	T24	139,200.00
2014	68	71	73	70	282	16	175,000.00
2015	72	73	72	76	293	26	138,600.00
						TOTAL	**$1,892,800.00**

Haas, Jay (70.96)

Year	1st	2nd	3rd	4th	Total	Finish	Money
1988	69	71	70	76	286	T14	44,266.66
1992	72	66	73	73	284	T7	59,000.00
1993	70	69	72	70	281	T10	83,100.00
1994	69	71	71	66	277	6	108,000.00
1995	75	74	73	72	294	T20	55,800.00
2003	77	71	70	71	289	29	92,400.00
2004	67	66	68	75	276	T7	198,000.00
						TOTAL	**$640,566.66**

Hadwin, Adam (70.25)

Year	1st	2nd	3rd	4th	Total	Finish	Money
2017	71	67	73	70	281	23	157,500.00
						TOTAL	**$157,500.00**

Hamilton, Todd (72.50)

Year	1st	2nd	3rd	4th	Total	Finish	Money
2004	72	72	76	70	290	28	93,600.00
						TOTAL	**$93,600.00**

Hammond, Donnie (69.75)

Year	1st	2nd	3rd	4th	Total	Finish	Money
1989	65	73	69	72	279	5	100,000.00
						TOTAL	**$100,000.00**

Harman, Brian (69.67)

Year	1st	2nd	3rd	4th	Total	Finish	Money
2017	72	70	71	70	283	T24	152,250.00
2022	68	70	68	67	273	T21	0.00
2023	68	70	70	72	280	23	0.00
						TOTAL	**$152,250.00**

Harrington, Padraig (68.94)

Year	1st	2nd	3rd	4th	Total	Finish	Money
2004	69	75	68	68	280	14	134,400.00
2005	71	66	68	69	274	T7	209,625.00
2007	63	70	67	73	273	T11	167,300.00
2009	67	69	71	69	276	T4	330,000.00
						TOTAL	**$841,325.00**

Hart, Dudley (70.50)

Year	1st	2nd	3rd	4th	Total	Finish	Money
2008	73	69	71	69	282	T10	180,040.00
						TOTAL	**$180,040.00**

Hatton, Tyrrell (67.75)

Year	1st	2nd	3rd	4th	Total	Finish	Money
2020	67	66	71	66	270	7	0.00
2023	64	67	72	69	272	T16	0.00
						TOTAL	**$0.00**

Henke, Nolan (71.88)

Year	1st	2nd	3rd	4th	Total	Finish	Money
1991	69	70	74	72	285	T5	71,000.00
1993	69	72	74	75	290	T23	52,800.00
						TOTAL	**$123,800.00**

Henley, Russell (68.00)

Year	1st	2nd	3rd	4th	Total	Finish	Money
2014	70	68	67	72	277	12	210,000.00
2017	67	71	67	65	270	T3	511,875.00
2023	65	71	72	66	274	T14	0.00
2024	67	71	67	62	267	T4	0.00
						TOTAL	**$721,875.00**

Henry, J.J. (70.50)

Year	1st	2nd	3rd	4th	Total	Finish	Money
2006	71	73	69	69	282	T12	163,150.00
						TOTAL	**$163,150.00**

Hensby, Mark (68.75)

Year	1st	2nd	3rd	4th	Total	Finish	Money
2004	69	70	69	67	275	T4	248,000.00
						TOTAL	**$248,000.00**

Herron, Tim (71.17)

Year	1st	2nd	3rd	4th	Total	Finish	Money
1999	66	72	71	68	277	T9	142,333.33
2003	79	69	74	77	299	31	90,000.00
2005	73	68	71	66	278	T14	143,866.67
						TOTAL	**$376,200.00**

Hoch, Scott (71.68)

Year	1st	2nd	3rd	4th	Total	Finish	Money
1987	72	66	71	67	276	T12	48,800.00
1988	70	76	70	78	294	28	32,800.00
1989	71	71	68	71	281	T7	82,500.00
1991	69	75	76	71	291	T21	37,200.00
1994	74	74	68	68	284	T20	57,000.00
1995	75	72	71	79	297	T27	49,200.00
1996	73	73	67	74	287	T18	58,800.00
1997	68	65	74	73	280	T10	110,800.00
1998	73	71	74	72	290	T21	73,600.00
2001	74	71	70	72	287	29	81,000.00
						TOTAL	**$631,700.00**

Hoffman, Charley (70.92)

Year	1st	2nd	3rd	4th	Total	Finish	Money
2010	71	67	69	70	277	6	270,000.00
2015	73	72	70	70	285	T22	148,500.00
2017	73	73	71	72	289	T28	142,625.00
						TOTAL	**$561,125.00**

Hoffmann, Morgan (73.00)

Year	1st	2nd	3rd	4th	Total	Finish	Money
2014	70	73	73	76	292	T27	135,000.00
						TOTAL	**$135,000.00**

Hoge, Tom (69.25)

Year	1st	2nd	3rd	4th	Total	Finish	Money
2022	66	66	66	69	267	10	0.00
2024	69	68	76	74	287	T29	0.00
						TOTAL	**$0.00**

Holmes, J.B. (70.38)

Year	1st	2nd	3rd	4th	Total	Finish	Money
2015	68	72	68	69	277	T8	255,750.00
2016	73	71	70	72	286	27	141,100.00
						TOTAL	**$396,850.00**

Homa, Max (67.38)

Year	1st	2nd	3rd	4th	Total	Finish	Money
2022	71	62	66	66	265	T5	0.00
2023	70	67	69	68	274	T9	0.00
						TOTAL	**$0.00**

Horschel, Billy (68.57)

Year	1st	2nd	3rd	4th	Total	Finish	Money
2013	66	70	70	68	274	T7	264,000.00
2014	66	66	69	68	269	1	1,440,000.00
2018	71	65	69	66	271	2	972,000.00
2020	70	73	71	70	284	30	0.00
2021	65	68	67	70	270	T9	0.00
2022	68	70	66	69	273	T21	0.00
2024	73	69	71	66	279	T23	0.00
						TOTAL	**$2,676,000.00**

Hovland, Viktor (67.40)

Year	1st	2nd	3rd	4th	Total	Finish	Money
2020	69	69	68	70	276	T20	0.00
2021	66	68	70	65	269	T5	0.00
2022	71	68	67	65	271	T15	0.00
2023	68	64	66	63	261	1	0.00
2024	69	71	65	66	271	T12	0.00
						TOTAL	**$0.00**

Individual Player Records

Howell III, Charles (69.29)

Year	1st	2nd	3rd	4th	Total	Finish	Money
2002	66	69	69	66	270	2	540,000.00
2003	67	67	67	70	271	2	648,000.00
2005	67	68	70	78	283	T24	111,800.00
2007	68	71	68	74	281	28	114,800.00
2011	67	71	68	68	274	T6	272,000.00
2019	68	73	71	72	284	28	0.00
						TOTAL	**$1,686,600.00**

Hughes, Mackenzie (68.00)

Year	1st	2nd	3rd	4th	Total	Finish	Money
2020	70	69	66	67	272	14	0.00
						TOTAL	**$0.00**

Huh, John (73.50)

Year	1st	2nd	3rd	4th	Total	Finish	Money
2012	74	70	73	77	294	29	129,600.00
						TOTAL	**$129,600.00**

Hulbert, Mike (73.38)

Year	1st	2nd	3rd	4th	Total	Finish	Money
1989	73	75	70	67	285	T14	53,400.00
1991	75	75	73	79	302	30	32,000.00
						TOTAL	**$85,400.00**

Huston, John (70.75)

Year	1st	2nd	3rd	4th	Total	Finish	Money
1990	72	71	76	76	295	T28	40,750.00
1992	70	68	70	77	285	T13	43,114.28
1993	72	68	68	70	278	T2	198,750.00
1994	74	68	66	72	280	T10	81,000.00
1998	72	72	70	68	282	T11	105,200.00
1999	68	71	69	68	276	T5	177,500.00
2000	72	65	76	72	285	T25	85,000.00
						TOTAL	**$731,314.28**

Im, Sungjae (68.58)

Year	1st	2nd	3rd	4th	Total	Finish	Money
2019	67	71	73	70	281	T19	0.00
2020	68	64	72	70	274	11	0.00
2021	71	70	70	68	279	T20	0.00
2022	67	65	66	66	264	T2	0.00
2023	71	71	68	69	279	24	0.00
2024	69	68	68	64	269	7	0.00
						TOTAL	**$0.00**

Imada, Ryuji (71.50)

Year	1st	2nd	3rd	4th	Total	Finish	Money
2008	75	72	71	68	286	T17	138,600.00
						TOTAL	**$138,600.00**

Immelman, Trevor (69.88)

Year	1st	2nd	3rd	4th	Total	Finish	Money
2006	73	66	69	69	277	T5	266,000.00
2008	68	73	71	70	282	T10	180,040.00
						TOTAL	**$446,040.00**

Irwin, Hale (71.50)

Year	1st	2nd	3rd	4th	Total	Finish	Money
1990	75	70	70	72	287	T19	48,500.00
1994	70	74	67	74	285	T22	54,600.00
						TOTAL	**$103,100.00**

Jacobsen, Peter (71.75)

Year	1st	2nd	3rd	4th	Total	Finish	Money
1988	71	70	67	73	281	6	72,000.00
1990	70	70	73	74	287	T19	48,500.00
1995	73	70	73	77	293	T16	60,900.00
						TOTAL	**$181,400.00**

Jacobson, Freddie (70.00)

Year	1st	2nd	3rd	4th	Total	Finish	Money
2011	70	67	68	75	280	T16	162,400.00
						TOTAL	**$162,400.00**

Janzen, Lee (72.10)

Year	1st	2nd	3rd	4th	Total	Finish	Money
1992	70	69	72	68	279	T2	177,000.00
1993	73	68	74	74	289	22	55,200.00
1995	75	70	71	78	294	T20	55,800.00
1997	71	75	70	73	289	T26	66,400.00
1998	77	72	71	71	291	T24	68,200.00
						TOTAL	**$422,600.00**

Jobe, Brandt (71.00)

Year	1st	2nd	3rd	4th	Total	Finish	Money
2005	73	71	70	70	284	27	107,900.00
						TOTAL	**$107,900.00**

Johnson, Dustin (69.63)

Year	1st	2nd	3rd	4th	Total	Finish	Money
2009	69	74	73	73	289	27	124,500.00
2010	73	71	73	66	283	T22	136,500.00
2011	70	73	70	70	283	T23	142,400.00
2012	69	67	73	70	279	T10	205,760.00
2013	68	68	67	69	272	5	320,000.00
2015	69	72	71	64	276	T5	302,500.00
2016	66	67	69	73	275	T6	297,500.00
2017	68	69	69	72	278	T17	176,750.00
2018	69	70	67	67	273	3	621,000.00
2019	73	72	75	73	293	T29	0.00
2020	67	70	64	68	269	1	0.00
2021	68	69	68	67	272	8	0.00
						TOTAL	**$2,326,910.00**

Johnson, Zach (69.61)

Year	1st	2nd	3rd	4th	Total	Finish	Money
2004	68	71	71	69	279	13	141,600.00
2006	71	69	71	73	284	16	137,800.00
2007	71	66	60	68	265	T2	619,500.00
2009	70	72	73	67	282	T16	156,000.00
2010	74	72	66	67	279	T9	208,125.00
2012	68	69	70	74	281	T15	167,200.00
2013	69	68	69	68	274	T7	264,000.00
2014	68	74	72	71	285	21	154,000.00
2015	66	70	71	70	277	T8	255,750.00
						TOTAL	**$2,103,975.00**

Jones, Steve (71.67)

Year	1st	2nd	3rd	4th	Total	Finish	Money
1989	72	69	71	73	285	T14	53,400.00
1996	67	73	70	77	287	T18	58,800.00
1997	72	68	70	78	288	25	68,800.00
						TOTAL	**$181,000.00**

Kaye, Jonathan (69.25)

Year	1st	2nd	3rd	4th	Total	Finish	Money
2003	69	70	68	70	277	7	204,000.00
						TOTAL	**$204,000.00**

Kaymer, Martin (72.00)

Year	1st	2nd	3rd	4th	Total	Finish	Money
2014	73	69	73	73	288	T23	143,000.00
						TOTAL	**$143,000.00**

Kelly, Jerry (69.25)

Year	1st	2nd	3rd	4th	Total	Finish	Money
2002	71	69	67	67	274	4	240,000.00
2003	68	74	70	68	280	T13	131,850.00
2004	67	71	71	65	274	3	414,000.00
2009	71	67	71	71	280	T10	202,500.00
						TOTAL	**$988,350.00**

Kim, Anthony (68.50)

Year	1st	2nd	3rd	4th	Total	Finish	Money
2008	64	69	72	69	274	T3	409,500.00
						TOTAL	**$409,500.00**

Kim, Si Woo (69.25)

Year	1st	2nd	3rd	4th	Total	Finish	Money
2016	67	72	74	65	278	T10	218,620.00
2023	70	72	68	66	276	T20	0.00
						TOTAL	**$218,620.00**

Individual Player Records

Kim, Tom (69.00)

Year	1st	2nd	3rd	4th	Total	Finish	Money
2023	67	70	72	67	276	T20	0.00
						TOTAL	**$0.00**

Kirk, Chris (69.25)

Year	1st	2nd	3rd	4th	Total	Finish	Money
2014	66	68	71	68	273	T4	343,333.34
2024	70	74	67	70	281	T27	0.00
						TOTAL	**$343,333.34**

Kisner, Kevin (70.45)

Year	1st	2nd	3rd	4th	Total	Finish	Money
2015	76	77	72	73	298	28	135,300.00
2016	67	70	76	71	284	26	142,800.00
2017	68	68	64	70	270	T3	511,875.00
2019	71	70	68	68	277	T9	0.00
2020	72	68	69	71	280	23	0.00
						TOTAL	**$789,975.00**

Kite, Tom (70.39)

Year	1st	2nd	3rd	4th	Total	Finish	Money
1987	75	70	70	65	280	T17	39,600.00
1988	72	65	70	72	279	2	216,000.00
1989	69	65	74	68	276	1	450,000.00
1990	73	71	70	72	286	18	50,000.00
1992	73	68	74	70	285	T13	43,114.29
1993	69	68	72	71	280	T7	96,000.00
1994	69	72	72	72	285	T22	54,600.00
						TOTAL	**$949,314.29**

Kizzire, Patton (70.25)

Year	1st	2nd	3rd	4th	Total	Finish	Money
2018	71	71	68	71	281	T21	163,800.00
						TOTAL	**$163,800.00**

Knox, Russell (70.50)

Year	1st	2nd	3rd	4th	Total	Finish	Money
2016	73	66	71	72	282	23	153,000.00
						TOTAL	**$153,000.00**

Koch, Gary (71.25)

Year	1st	2nd	3rd	4th	Total	Finish	Money
1988	71	72	68	74	285	T8	55,800.00
						TOTAL	**$55,800.00**

Koepka, Brooks (69.56)

Year	1st	2nd	3rd	4th	Total	Finish	Money
2015	68	74	72	70	284	T18	160,050.00
2017	66	69	68	69	272	6	315,000.00
2018	69	78	67	70	284	T26	150,300.00
2019	67	67	68	72	274	T3	0.00
2021	67	71			138	W/D	0.00
						TOTAL	**$625,350.00**

Kokrak, Jason (68.88)

Year	1st	2nd	3rd	4th	Total	Finish	Money
2019	71	67	72	67	277	14	0.00
2021	67	68	72	67	274	T11	0.00
						TOTAL	**$0.00**

Kuchar, Matt (70.00)

Year	1st	2nd	3rd	4th	Total	Finish	Money
2010	72	70	72	71	285	T25	127,500.00
2011	67	70	71	73	281	T20	152,000.00
2012	67	69	70	73	279	T10	205,760.00
2013	69	74	69	71	283	T26	133,600.00
2014	68	71	69	70	278	13	200,000.00
2015	71	70	69	68	278	T10	228,525.00
2016	69	73	68	69	279	T15	183,600.00
2017	69	71	67	67	274	T10	236,250.00
2019	66	72	71	74	283	T16	0.00
						TOTAL	**$1,467,235.00**

Laird, Martin (73.75)

Year	1st	2nd	3rd	4th	Total	Finish	Money
2010	75	73	74	73	295	30	120,000.00
						TOTAL	**$120,000.00**

Langer, Bernhard (69.38)

Year	1st	2nd	3rd	4th	Total	Finish	Money
1987	68	69	69	74	280	T17	39,600.00
2001	65	68	69	73	275	T10	136,666.66
						TOTAL	**$176,266.66**

Langham, Franklin (72.00)

Year	1st	2nd	3rd	4th	Total	Finish	Money
2000	75	70	74	69	288	28	82,000.00
						TOTAL	**$82,000.00**

Lee, Danny (68.75)

Year	1st	2nd	3rd	4th	Total	Finish	Money
2015	69	72	69	65	275	T2	618,750.00
						TOTAL	**$618,750.00**

Lee, K.H. (69.75)

Year	1st	2nd	3rd	4th	Total	Finish	Money
2022	68	72	69	70	279	27	0.00
						TOTAL	**$0.00**

Lehman, Tom (70.44)

Year	1st	2nd	3rd	4th	Total	Finish	Money
1992	70	70	73	72	285	T13	43,114.28
1994	73	70	72	74	289	28	49,200.00
1995	71	70	73	76	290	12	76,800.00
1996	66	67	64	71	268	1	540,000.00
1997	72	71	68	71	282	T15	86,400.00
1998	67	70	75	72	284	15	88,000.00
1999	72	67	68	73	280	T15	103,200.00
2000	72	72	67	70	281	T18	98,000.00
2001	69	68	72	68	277	T15	108,000.00
						TOTAL	**$1,192,714.28**

Leishman, Marc (71.10)

Year	1st	2nd	3rd	4th	Total	Finish	Money
2009	70	74	70	78	292	T28	122,250.00
2017	71	71	69	72	283	T24	152,250.00
2018	73	69	68	71	281	T21	163,800.00
2019	71	73	72	67	283	T24	0.00
2020	66	75	73	69	283	29	0.00
						TOTAL	**$438,300.00**

Leonard, Justin (70.43)

Year	1st	2nd	3rd	4th	Total	Finish	Money
1995	70	70	72	74	286	T7	99,000.00
1996	73	68	68	70	279	T6	102,000.00
1997	70	69	72	68	279	T8	124,000.00
1998	68	72	68	72	280	T5	146,666.66
1999	67	73	69	70	279	T12	122,000.00
2000	69	69	73	69	280	T16	104,000.00
2001	69	66	71	77	283	T22	91,000.00
2002	71	73	71	65	280	T18	97,000.00
2003	69	69	73	73	284	T21	103,200.00
2005	70	74	71	72	287	28	106,600.00
2008	73	69	73	67	282	T10	180,040.00
						TOTAL	**$1,275,506.66**

Levi, Wayne (69.25)

Year	1st	2nd	3rd	4th	Total	Finish	Money
1989	71	72	63	72	278	T3	146,250.00
1990	75	71	67	63	276	T3	146,250.00
						TOTAL	**$292,500.00**

Lewis, J.L. (72.00)

Year	1st	2nd	3rd	4th	Total	Finish	Money
2003	75	68	71	74	288	28	93,600.00
						TOTAL	**$93,600.00**

Lickliter II, Frank (70.25)

Year	1st	2nd	3rd	4th	Total	Finish	Money
2001	65	73	69	74	281	T20	95,000.00
						TOTAL	**$95,000.00**

Individual Player Records

Lietzke, Bruce (70.88)

Year	1st	2nd	3rd	4th	Total	Finish	Money
1988	69	68	70	78	285	T8	55,800.00
1991	71	69	72	71	283	4	96,000.00
1992	72	72	72	70	286	T20	38,000.00
1994	69	71	71	69	280	T10	81,000.00
						TOTAL	**$270,800.00**

Love III, Davis (70.63)

Year	1st	2nd	3rd	4th	Total	Finish	Money
1990	70	72	72	70	284	T12	62,500.00
1991	72	72	75	71	290	T19	38,800.00
1992	68	76	75	72	291	T25	34,000.00
1993	77	72	73	71	293	27	49,800.00
1995	74	73	74	72	293	T16	60,900.00
1996	72	71	71	70	284	13	73,200.00
1997	68	68	69	70	275	3	276,000.00
1998	70	71	70	70	281	T8	120,533.33
1999	64	69	73	67	273	2	540,000.00
2000	66	71	71	68	276	T8	150,666.66
2001	70	72	66	69	277	T15	108,000.00
2002	72	70	68	65	275	T5	190,000.00
2003	73	67	67	69	276	T5	228,000.00
2005	68	71	65	69	273	T4	283,833.33
2006	82	71	71	73	297	27	107,900.00
						TOTAL	**$2,324,133.32**

Lowery, Steve (70.25)

Year	1st	2nd	3rd	4th	Total	Finish	Money
1994	66	69	72	72	279	T8	93,000.00
2001	67	70	73	75	285	25	86,000.00
2002	65	71	73	70	279	T13	111,200.00
						TOTAL	**$290,200.00**

Lowry, Shane (67.75)

Year	1st	2nd	3rd	4th	Total	Finish	Money
2024	69	69	65	68	271	T9	0.00
						TOTAL	**$0.00**

Lyle, Sandy (71.75)

Year	1st	2nd	3rd	4th	Total	Finish	Money
1988	72	71	68	76	287	T17	39,600.00
						TOTAL	**$39,600.00**

MacIntyre, Robert (68.75)

Year	1st	2nd	3rd	4th	Total	Finish	Money
2024	69	71	71	64	275	T17	0.00
						TOTAL	**$0.00**

Magee, Andrew (71.83)

Year	1st	2nd	3rd	4th	Total	Finish	Money
1991	74	72	70	74	290	T19	38,800.00
1997	69	70	70	73	282	T15	86,400.00
1998	73	73	75	69	290	T21	73,600.00
						TOTAL	**$198,800.00**

Maggert, Jeff (71.42)

Year	1st	2nd	3rd	4th	Total	Finish	Money
1993	71	74	69	70	284	15	66,000.00
1994	72	66	70	70	278	7	102,000.00
1996	78	76	70	71	295	T27	49,500.00
1997	78	72	71	70	291	29	64,800.00
1998	73	70	71	71	285	16	84,800.00
1999	73	72	64	72	281	20	96,000.00
						TOTAL	**$463,100.00**

Mahaffey, John (72.00)

Year	1st	2nd	3rd	4th	Total	Finish	Money
1989	80	68	68	72	288	27	41,500.00
						TOTAL	**$41,500.00**

Mahan, Hunter (70.00)

Year	1st	2nd	3rd	4th	Total	Finish	Money
2007	65	68	65	71	269	T5	266,000.00
2008	74	75	68	69	286	T17	138,600.00
2009	71	73	72	71	287	24	132,000.00
2010	69	71	73	68	281	T15	162,000.00
2011	67	68	66	71	272	2	864,000.00
2012	68	73	71	66	278	T8	248,000.00
2013	70	69	71	69	279	T20	152,000.00
2014	74	72	71	71	288	T23	143,000.00
						TOTAL	**$2,105,600.00**

Marino, Steve (69.50)

Year	1st	2nd	3rd	4th	Total	Finish	Money
2009	69	71	67	71	278	T7	247,500.00
						TOTAL	**$247,500.00**

Maruyama, Shigeki (70.38)

Year	1st	2nd	3rd	4th	Total	Finish	Money
2002	68	73	70	68	279	T13	111,200.00
2004	73	76	67	68	284	T19	112,500.00
						TOTAL	**$223,700.00**

Matsuyama, Hideki (69.50)

Year	1st	2nd	3rd	4th	Total	Finish	Money
2014	71	71	71	73	286	22	150,000.00
2015	69	72	69	70	280	T12	196,350.00
2016	66	71	68	69	274	5	340,000.00
2017	75	68	73	70	286	T26	146,125.00
2018	72	66	71	65	274	T4	372,000.00
2019	66	75	66	71	278	T9	0.00
2020	70	70	67	70	277	T15	0.00
2021	77	65	69	70	281	T26	0.00
2022	70	66	63	70	269	T11	0.00
2024	70	70	68	67	275	T9	0.00
						TOTAL	**$1,204,475.00**

Mattiace, Len (70.00)

Year	1st	2nd	3rd	4th	Total	Finish	Money
2002	68	68	74	70	280	T18	97,000.00
						TOTAL	**$97,000.00**

May, Bob (70.75)

Year	1st	2nd	3rd	4th	Total	Finish	Money
2000	71	72	70	70	283	T22	91,000.00
						TOTAL	**$91,000.00**

Mayfair, Billy (70.93)

Year	1st	2nd	3rd	4th	Total	Finish	Money
1990	69	66	70	68	273	2	270,000.00
1993	77	77	74	71	299	30	48,000.00
1995	68	70	69	73	280	1	540,000.00
1998	66	77	71	69	283	T13	95,200.00
2001	72	74	72	68	286	T26	83,000.00
2005	72	69	71	71	283	T24	111,800.00
2008	72	71	69	70	282	T10	180,040.00
						TOTAL	**$1,328,040.00**

McCallister, Blaine (71.75)

Year	1st	2nd	3rd	4th	Total	Finish	Money
1989	70	75	74	68	287	T22	44,000.00
						TOTAL	**$44,000.00**

McCarron, Scott (69.83)

Year	1st	2nd	3rd	4th	Total	Finish	Money
1997	69	70	71	71	281	T12	97,600.00
2001	70	70	70	69	279	18	100,000.00
2002	70	69	69	70	278	T11	131,500.00
						TOTAL	**$329,100.00**

McCumber, Mark (70.63)

Year	1st	2nd	3rd	4th	Total	Finish	Money
1987	74	66	70	74	284	26	33,600.00
1988	73	70	70	73	286	T14	44,266.67
1989	74	70	68	74	286	T19	48,000.00
1994	66	71	69	68	274	1	540,000.00
						TOTAL	**$665,866.67**

Individual Player Records

McGirt, William (70.00)

Year	1st	2nd	3rd	4th	Total	Finish	Money
2016	77	69	66	68	280	T17	166,600.00
						TOTAL	**$166,600.00**

McGovern, Jim (71.25)

Year	1st	2nd	3rd	4th	Total	Finish	Money
1993	71	70	73	71	285	T16	62,400.00
						TOTAL	**$62,400.00**

McIlroy, Rory (68.11)

Year	1st	2nd	3rd	4th	Total	Finish	Money
2012	69	68	68	74	279	T10	205,760.00
2014	69	65	67	71	272	T2	708,000.00
2015	66	71	70	74	281	T16	171,600.00
2016	68	70	66	64	268	1	1,530,000.00
2018	67	68	66	74	275	T7	279,900.00
2019	66	67	68	66	267	1	0.00
2020	64	71	70	67	272	T8	0.00
2021	68	66	74	67	275	T14	0.00
2022	67	67	63	66	263	1	0.00
2023	70	67	71	65	273	4	0.00
2024	69	69	68	66	272	T9	0.00
						TOTAL	**$2,895,260.00**

Mediate, Rocco (71.92)

Year	1st	2nd	3rd	4th	Total	Finish	Money
1991	73	74	72	75	294	T26	33,400.00
1993	78	70	70	72	290	T23	52,800.00
2002	74	73	68	64	279	T13	111,200.00
						TOTAL	**$197,400.00**

Mickelson, Phil (70.33)

Year	1st	2nd	3rd	4th	Total	Finish	Money
1993	71	75	74	74	294	28	49,200.00
1994	68	71	70	74	283	T17	60,000.00
1995	79	73	68	75	295	24	52,800.00
1996	67	75	68	73	283	12	76,800.00
1997	69	72	73	72	286	T22	72,800.00
1998	73	74	69	70	286	17	81,600.00
1999	73	68	70	71	282	T21	91,000.00
2000	67	69	65	66	267	1	900,000.00
2002	70	69	67	69	275	T5	190,000.00
2004	71	72	67	74	284	T19	112,500.00
2007	68	66	70	71	275	20	134,400.00
2008	68	68	69	69	274	T3	409,500.00
2009	73	67	66	65	271	1	1,350,000.00
2010	69	72	68	74	283	T22	136,500.00
2011	68	70	67	71	276	10	227,200.00
2012	69	71	72	69	281	T15	167,200.00
2013	71	67	70	68	276	T12	200,000.00
2016	74	72	69	66	281	22	156,400.00
2018	73	72	76	72	293	30	144,000.00
						TOTAL	**$4,611,900.00**

Mize, Larry (71.42)

Year	1st	2nd	3rd	4th	Total	Finish	Money
1987	66	73	67	70	276	T12	48,800.00
1990	75	76	69	75	295	T28	40,750.00
1993	69	76	71	70	286	T18	58,800.00
						TOTAL	**$148,350.00**

Molinari, Francesco (70.25)

Year	1st	2nd	3rd	4th	Total	Finish	Money
2018	70	75	69	67	281	T21	163,800.00
						TOTAL	**$163,800.00**

Moore, Ryan (68.42)

Year	1st	2nd	3rd	4th	Total	Finish	Money
2010	70	72	68	69	279	T9	208,125.00
2012	69	70	65	70	274	T3	468,000.00
2016	70	68	66	64	268	T2	752,250.00
						TOTAL	**$1,428,375.00**

Moore, Taylor (71.75)

Year	1st	2nd	3rd	4th	Total	Finish	Money
2023	71	75	72	69	287	T29	0.00
						TOTAL	**$0.00**

Morgan, Gil (71.38)

Year	1st	2nd	3rd	4th	Total	Finish	Money
1990	73	70	69	73	285	T14	54,250.00
1993	70	71	71	74	286	T18	58,800.00
						TOTAL	**$113,050.00**

Morikawa, Collin (68.00)

Year	1st	2nd	3rd	4th	Total	Finish	Money
2020	71	65	67	69	272	6	0.00
2021	70	73	68	72	283	T26	0.00
2022	66	69	65	73	273	T21	0.00
2023	61	64	73	72	270	T6	0.00
2024	66	63	67	66	262	2	0.00
						TOTAL	**$0.00**

Mudd, Jodie (70.25)

Year	1st	2nd	3rd	4th	Total	Finish	Money
1988	70	71	68	76	285	T8	55,800.00
1989	72	72	70	71	285	T14	53,400.00
1990	68	69	68	68	273	1	450,000.00
						TOTAL	**$559,200.00**

Muñoz, Sebastián (68.00)

Year	1st	2nd	3rd	4th	Total	Finish	Money
2020	71	65	70	66	272	T8	0.00
						TOTAL	**$0.00**

Na, Kevin (70.75)

Year	1st	2nd	3rd	4th	Total	Finish	Money
2009	73	70	75	75	293	30	120,000.00
2010	69	68	69	76	282	T17	147,000.00
2014	70	66	75	73	284	T19	160,000.00
2015	68	73	70	70	281	T16	171,600.00
2016	77	74	72	70	293	29	137,700.00
2018	72	68	72	71	283	25	154,800.00
2020	69	70	71	72	282	T27	0.00
2021	66	67	66	67	266	3	0.00
						TOTAL	**$891,100.00**

Nelson, Larry (71.75)

Year	1st	2nd	3rd	4th	Total	Finish	Money
1987	76	68	68	69	281	T21	36,800.00
1988	75	69	73	76	293	T26	33,400.00
						TOTAL	**$70,200.00**

Niemann, Joaquin (69.75)

Year	1st	2nd	3rd	4th	Total	Finish	Money
2020	72	72	67	72	283	T27	0.00
2021	72	71	70	72	285	29	0.00
2022	64	67	69	69	269	T11	0.00
						TOTAL	**$0.00**

Nobilo, Frank (71.25)

Year	1st	2nd	3rd	4th	Total	Finish	Money
1997	70	72	72	71	285	T20	76,000.00
						TOTAL	**$76,000.00**

Norman, Greg (70.79)

Year	1st	2nd	3rd	4th	Total	Finish	Money
1987	67	70	68	66	271	3	138,000.00
1988	75	76	74	79	304	30	32,000.00
1989	67	74	68	75	284	T11	64,166.66
1990	66	71	71	71	279	T7	82,500.00
1992	70	70	73	71	284	T7	59,000.00
1993	72	67	68	71	278	T2	198,750.00
1994	69	75	66	71	281	T13	71,400.00
1995	72	70	74	71	287	T9	87,600.00
1996	73	72	67		212	W/D	0.00
1997	73	69	69	70	281	T12	97,600.00
						TOTAL	**$831,016.66**

O'Grady, Mac (70.00)

Year	1st	2nd	3rd	4th	Total	Finish	Money
1987	70	70	75	65	280	T17	39,600.00
						TOTAL	**$39,600.00**

Individual Player Records

O'Hair, Sean (69.25)

Year	1st	2nd	3rd	4th	Total	Finish	Money
2005	73	73	64	66	276	12	167,700.00
2009	66	70	70	69	275	3	517,500.00
2016	74	68	73	65	280	T17	166,600.00
						TOTAL	**$851,800.00**

O'Meara, Mark (71.65)

Year	1st	2nd	3rd	4th	Total	Finish	Money
1987	69	69	66	71	275	T10	55,400.00
1988	70	73	77	79	299	29	32,400.00
1989	67	71	71	71	280	6	90,000.00
1990	74	70	73	67	284	T12	62,500.00
1991	72	72	72	73	289	T16	41,066.67
1992	72	75	76	71	294	29	32,400.00
1995	71	74	71	75	291	T13	71,400.00
1996	74	71	71	71	287	T18	58,800.00
1997	68	74	72	70	284	T17	80,000.00
1998	71	70	71	71	283	T13	95,200.00
						TOTAL	**$619,166.67**

Oberholser, Arron (71.25)

Year	1st	2nd	3rd	4th	Total	Finish	Money
2006	71	70	72	72	285	17	132,600.00
						TOTAL	**$132,600.00**

Ogilvy, Geoff (70.88)

Year	1st	2nd	3rd	4th	Total	Finish	Money
2006	74	72	71	71	288	T19	126,100.00
2007	68	70	62	74	274	T17	140,000.00
2009	75	73	64	70	282	T16	156,000.00
2010	66	67	72	75	280	T13	178,500.00
2011	69	68	72	68	277	T11	210,400.00
2014	77	77	73	73	300	29	132,000.00
						TOTAL	**$943,000.00**

Olazábal, José María (71.75)

Year	1st	2nd	3rd	4th	Total	Finish	Money
2002	74	71	71	71	287	29	81,000.00
						TOTAL	**$81,000.00**

Oosthuizen, Louis (70.33)

Year	1st	2nd	3rd	4th	Total	Finish	Money
2012	70	71	69	77	287	T23	140,800.00
2019	70	71	70	70	281	T21	0.00
2021	68	67	71	70	276	T14	0.00
						TOTAL	**$140,800.00**

Overton, Jeff (72.75)

Year	1st	2nd	3rd	4th	Total	Finish	Money
2010	75	70	73	73	291	29	121,500.00
						TOTAL	**$121,500.00**

Palmer, Ryan (70.33)

Year	1st	2nd	3rd	4th	Total	Finish	Money
2010	74	72	73	70	289	28	123,000.00
2014	69	67	69	69	274	7	275,000.00
2020	72	72	70	67	281	T24	0.00
						TOTAL	**$398,000.00**

Pampling, Rod (70.75)

Year	1st	2nd	3rd	4th	Total	Finish	Money
2006	73	71	73	66	283	T14	146,900.00
						TOTAL	**$146,900.00**

Parnevik, Jesper (69.67)

Year	1st	2nd	3rd	4th	Total	Finish	Money
1997	66	73	69	70	278	T6	140,000.00
1998	70	70	67	68	275	T3	234,000.00
2000	72	67	72	72	283	T22	91,000.00
						TOTAL	**$465,000.00**

Pate, Steve (71.80)

Year	1st	2nd	3rd	4th	Total	Finish	Money
1987	69	68	74	70	281	T21	36,800.00
1988	70	72	69	76	287	T17	39,600.00
1991	75	74	71	74	294	T26	33,400.00
1992	71	76	76	72	295	30	32,000.00
1999	67	69	69	74	279	T12	122,000.00
						TOTAL	**$263,800.00**

Paulson, Dennis (71.75)

Year	1st	2nd	3rd	4th	Total	Finish	Money
1999	72	70	69	76	287	29	81,000.00
						TOTAL	**$81,000.00**

Pavin, Corey (70.59)

Year	1st	2nd	3rd	4th	Total	Finish	Money
1987	73	65	68	68	274	T5	68,800.00
1990	74	71	72	71	288	21	47,000.00
1991	74	69	72	72	287	T10	54,000.00
1992	74	68	69	68	279	T2	177,000.00
1993	68	73	72	67	280	T7	96,000.00
1994	69	69	70	72	280	T10	81,000.00
1995	72	70	68	73	283	T2	265,500.00
1996	71	73	73	71	288	T21	55,800.00
						TOTAL	**$845,100.00**

Pavon, Matthieu (68.50)

Year	1st	2nd	3rd	4th	Total	Finish	Money
2024	67	69	71	67	274	T17	0.00
						TOTAL	**$0.00**

Pendrith, Taylor (67.75)

Year	1st	2nd	3rd	4th	Total	Finish	Money
2024	66	69	70	66	271	T14	0.00
						TOTAL	**$0.00**

Peoples, David (73.25)

Year	1st	2nd	3rd	4th	Total	Finish	Money
1992	75	72	73	73	293	T27	33,000.00
						TOTAL	**$33,000.00**

Perez, Pat (69.25)

Year	1st	2nd	3rd	4th	Total	Finish	Money
2017	68	68	72	69	277	16	185,500.00
						TOTAL	**$185,500.00**

Pernice Jr., Tom (69.25)

Year	1st	2nd	3rd	4th	Total	Finish	Money
2006	69	72	67	69	277	T5	266,000.00
						TOTAL	**$266,000.00**

Perry, Chris (68.88)

Year	1st	2nd	3rd	4th	Total	Finish	Money
1999	70	64	69	72	275	4	240,000.00
2000	69	65	74	68	276	T8	150,666.67
						TOTAL	**$390,666.67**

Perry, Kenny (70.68)

Year	1st	2nd	3rd	4th	Total	Finish	Money
1994	75	69	72	72	288	T26	50,100.00
1995	76	72	70	76	294	T20	55,800.00
1996	73	68	70	66	277	4	144,000.00
2001	70	67	65	69	271	T5	202,500.00
2002	71	69	68	72	280	T18	97,000.00
2003	67	73	70	69	279	T9	163,650.00
2004	76	72	70	73	291	29	92,400.00
2005	65	73	71	72	281	T20	123,500.00
2008	76	75	67	72	290	T24	120,400.00
2009	72	66	64	74	276	T4	330,000.00
						TOTAL	**$1,379,350.00**

Pettersson, Carl (71.50)

Year	1st	2nd	3rd	4th	Total	Finish	Money
2006	77	70	71	69	287	18	130,000.00
2008	76	72	71	68	287	21	131,600.00
2012	71	67	75	71	284	T20	152,000.00
						TOTAL	**$413,600.00**

Piercy, Scott (71.38)

Year	1st	2nd	3rd	4th	Total	Finish	Money
2012	67	73	71	70	281	T15	167,200.00
2015	74	73	73	70	290	25	141,900.00
						TOTAL	**$309,100.00**

Pohl, Dan (71.88)

Year	1st	2nd	3rd	4th	Total	Finish	Money
1987	73	68	69	75	285	T27	33,000.00
1988	72	69	71	78	290	23	36,000.00
						TOTAL	**$69,000.00**

Individual Player Records

Points, D.A. (70.75)

Year	1st	2nd	3rd	4th	Total	Finish	Money
2013	72	67	70	74	283	T26	133,600.00
						TOTAL	**$133,600.00**

Pooley, Don (68.75)

Year	1st	2nd	3rd	4th	Total	Finish	Money
1987	71	68	68	68	275	T10	55,400.00
						TOTAL	**$55,400.00**

Poston, J.T. (67.25)

Year	1st	2nd	3rd	4th	Total	Finish	Money
2022	65	69	66	69	269	T15	0.00
						TOTAL	**$0.00**

Price, Nick (71.25)

Year	1st	2nd	3rd	4th	Total	Finish	Money
1987	67	71	69	67	274	T5	68,800.00
1990	68	68	71	70	277	5	100,000.00
1991	70	67	75	73	285	T5	71,000.00
1992	74	70	72	69	285	T13	43,114.29
1993	72	68	75	71	286	T18	58,800.00
1994	71	74	67	72	284	T20	57,000.00
1995	77	73	74	75	299	30	48,000.00
1997	70	71	73	75	289	T26	66,400.00
1998	74	76	72	75	297	30	64,000.00
1999	70	66	72	74	282	T21	91,000.00
2000	70	68	68	67	273	T3	261,666.67
2002	73	68	68	72	281	T22	91,000.00
2003	73	69	75	76	293	30	91,200.00
						TOTAL	**$1,111,980.96**

Purdy, Ted (69.75)

Year	1st	2nd	3rd	4th	Total	Finish	Money
2005	71	69	69	70	279	T17	130,000.00
						TOTAL	**$130,000.00**

Purtzer, Tom (74.25)

Year	1st	2nd	3rd	4th	Total	Finish	Money
1991	73	72	75	77	297	29	32,400.00
						TOTAL	**$32,400.00**

Quigley, Brett (70.50)

Year	1st	2nd	3rd	4th	Total	Finish	Money
2006	71	68	73	70	282	T12	163,150.00
						TOTAL	**$163,150.00**

Rahm, Jon (68.46)

Year	1st	2nd	3rd	4th	Total	Finish	Money
2017	67	67	70	69	273	T7	280,000.00
2018	68	68	68	72	276	T11	225,450.00
2019	68	72	68	72	280	T12	0.00
2020	65	74	66	66	271	4	0.00
2021	65	65	68	68	266	2	0.00
2022	67	63	71	71	272	T15	0.00
2023	69	65	71	74	279	T18	0.00
						TOTAL	**$505,450.00**

Rai, Aaron (69.50)

Year	1st	2nd	3rd	4th	Total	Finish	Money
2024	66	70	72	70	278	T23	0.00
						TOTAL	**$0.00**

Reavie, Chez (70.00)

Year	1st	2nd	3rd	4th	Total	Finish	Money
2011	66	77	68	74	285	T26	132,800.00
2019	71	64	70	70	275	8	0.00
						TOTAL	**$132,800.00**

Reed, Patrick (70.50)

Year	1st	2nd	3rd	4th	Total	Finish	Money
2014	67	74	74	69	284	T19	160,000.00
2015	72	74	77	71	294	27	136,950.00
2016	73	70	70	70	283	T24	147,900.00
2017	69	65	69	72	275	T13	208,250.00
2018	72	74	72	71	289	28	147,600.00
2019	70	70	73	68	281	T9	0.00
2020	71	66	70	65	272	T8	0.00
2021	72	69	66	71	278	25	0.00
						TOTAL	**$800,700.00**

Reid, Mike (71.25)

Year	1st	2nd	3rd	4th	Total	Finish	Money
1987	69	66	74	70	279	16	42,400.00
1988	72	72	68	73	285	T8	55,800.00
1989	73	75	71	72	291	30	40,000.00
						TOTAL	**$138,200.00**

Riley, Chris (69.50)

Year	1st	2nd	3rd	4th	Total	Finish	Money
2002	72	69	74	68	283	T26	83,500.00
2003	69	68	66	70	273	4	288,000.00
						TOTAL	**$371,500.00**

Roberts, Loren (71.04)

Year	1st	2nd	3rd	4th	Total	Finish	Money
1990	73	70	71	71	285	T14	54,250.00
1994	71	70	68	70	279	T8	93,000.00
1995	73	68	74	73	288	11	81,000.00
1997	72	68	69	70	279	T8	124,000.00
1999	73	72	68	69	282	T21	91,000.00
2000	70	74	73	70	287	27	83,000.00
2002	71	71	77	70	289	30	80,000.00
						TOTAL	**$606,250.00**

Rollins, John (69.75)

Year	1st	2nd	3rd	4th	Total	Finish	Money
2002	70	71	70	68	279	T13	111,200.00
2007	64	69	73	73	279	25	120,400.00
						TOTAL	**$231,600.00**

Romero, Andres (72.75)

Year	1st	2nd	3rd	4th	Total	Finish	Money
2008	73	68	78	72	291	T27	115,500.00
						TOTAL	**$115,500.00**

Rose, Justin (69.05)

Year	1st	2nd	3rd	4th	Total	Finish	Money
2007	69	71	66	67	273	T11	167,300.00
2010	74	68	72	67	281	T15	162,000.00
2011	69	75	70	67	281	T20	152,000.00
2012	66	68	68	71	273	2	864,000.00
2013	68	68	70	67	273	6	288,000.00
2014	72	66	66	69	273	T4	343,333.33
2015	70	68	71	66	275	T2	618,750.00
2017	68	66	71	69	274	T10	236,250.00
2018	66	67	68	73	274	T4	372,000.00
2019	68	74	71	72	285	T26	0.00
						TOTAL	**$3,203,633.33**

Rummells, Dave (71.50)

Year	1st	2nd	3rd	4th	Total	Finish	Money
1989	72	70	69	75	286	T19	48,000.00
						TOTAL	**$48,000.00**

Rymer, Charlie (0.00)

Year	1st	2nd	3rd	4th	Total	Finish	Money
						TOTAL	**$0.00**

Sabbatini, Rory (69.92)

Year	1st	2nd	3rd	4th	Total	Finish	Money
2004	71	68	71	68	278	T10	158,200.00
2006	74	75	71	70	290	T22	118,300.00
2007	68	68	67	68	271	T9	204,400.00
						TOTAL	**$480,900.00**

Schauffele, Xander (67.13)

Year	1st	2nd	3rd	4th	Total	Finish	Money
2017	69	66	65	68	268	1	1,575,000.00
2018	68	70	68	69	275	T7	279,900.00
2019	64	69	67	70	270	2	0.00
2020	67	65	67	66	265	T2	0.00
2021	68	69	67	64	268	T5	0.00
2022	66	63	70	69	268	4	0.00
2023	67	64	68	62	261	2	0.00
2024	70	64	71	68	273	T4	0.00
						TOTAL	**$1,854,900.00**

Individual Player Records

Scheffler, Scottie (67.95)

Year	1st	2nd	3rd	4th	Total	Finish	Money
2020	71	66	66	65	268	5	0.00
2021	67	72	68	71	278	T22	0.00
2022	65	66	66	73	270	T2	0.00
2023	71	65	73	70	279	T6	0.00
2024	65	66	66	67	264	1	0.00
						TOTAL	**$0.00**

Schenk, Adam (67.75)

Year	1st	2nd	3rd	4th	Total	Finish	Money
2023	63	70	69	69	271	T9	0.00
						TOTAL	**$0.00**

Schulz, Ted (71.75)

Year	1st	2nd	3rd	4th	Total	Finish	Money
1989	73	69	69	75	286	T19	48,000.00
1991	70	71	75	72	288	T13	46,466.67
						TOTAL	**$94,466.67**

Schwartzel, Charl (71.00)

Year	1st	2nd	3rd	4th	Total	Finish	Money
2013	68	79	77	66	290	29	129,600.00
2016	74	67	66	71	278	T10	218,620.00
						TOTAL	**$348,220.00**

Scott, Adam (69.25)

Year	1st	2nd	3rd	4th	Total	Finish	Money
2004	75	71	69	70	285	T21	105,600.00
2005	73	69	65	67	274	T7	209,625.00
2006	69	67	67	66	269	1	1,170,000.00
2007	65	66	71	78	280	T26	116,900.00
2010	74	71	69	74	288	27	124,500.00
2011	67	65	74	68	274	T6	272,000.00
2012	68	73	70	72	283	19	156,800.00
2013	65	69	74	69	277	T14	173,600.00
2014	69	72	65	70	276	T9	231,666.66
2016	69	71	71	65	276	T8	263,500.00
2019	68	70	71	66	275	6	0.00
2022	68	70	68	70	276	25	0.00
2024	66	67	68	67	268	T4	0.00
						TOTAL	**$2,824,191.66**

Senden, John (71.38)

Year	1st	2nd	3rd	4th	Total	Finish	Money
2009	70	70	69	71	280	T10	202,500.00
2011	73	71	69	71	284	25	137,600.00
2012	72	68	73	75	288	26	134,400.00
2014	72	75	69	74	290	26	138,000.00
						TOTAL	**$612,500.00**

Simpson, Scott (70.00)

Year	1st	2nd	3rd	4th	Total	Finish	Money
1987	73	71	69	65	278	15	44,000.00
1993	68	70	70	70	278	T2	198,750.00
1995	71	70	74	69	284	T4	132,000.00
						TOTAL	**$374,750.00**

Simpson, Tim (70.75)

Year	1st	2nd	3rd	4th	Total	Finish	Money
1989	75	75	67	70	287	T22	44,000.00
1990	66	73	70	70	279	T7	82,500.00
						TOTAL	**$126,500.00**

Simpson, Webb (69.53)

Year	1st	2nd	3rd	4th	Total	Finish	Money
2011	69	70	70	73	282	22	147,200.00
2012	71	68	70	66	275	T5	304,000.00
2013	68	71	69	63	271	4	384,000.00
2014	74	72	72	70	288	T23	143,000.00
2017	66	67	72	70	275	T13	208,250.00
2018	69	70	68	67	274	T4	372,000.00
2019	74	70	68	71	283	T16	0.00
2020	70	71	68	68	277	T12	0.00
						TOTAL	**$1,558,450.00**

Sindelar, Joey (72.00)

Year	1st	2nd	3rd	4th	Total	Finish	Money
1988	68	73	67	80	288	T21	37,200.00
						TOTAL	**$37,200.00**

Singh, Vijay (69.42)

Year	1st	2nd	3rd	4th	Total	Finish	Money
1993	70	71	74	70	285	T16	62,400.00
1995	69	71	72	73	285	6	108,000.00
1996	66	71	69	74	280	T9	87,600.00
1997	70	70	70	70	280	T10	110,800.00
1998	63	70	70	71	274	2	432,000.00
1999	74	68	70	65	277	T9	142,333.34
2000	69	66	65	73	273	T3	261,666.66
2001	70	73	68	67	278	17	102,000.00
2002	65	71	65	67	268	1	900,000.00
2003	73	68	67	68	276	T5	228,000.00
2004	69	73	70	65	277	9	180,000.00
2005	69	69	68	67	273	T4	283,833.34
2006	69	72	65	72	278	T8	215,000.00
2007	68	68	65	69	270	T7	231,000.00
2008	73	74	72	70	289	T22	127,400.00
2011	74	67	70	69	280	T16	162,400.00
						TOTAL	**$3,634,433.34**

Slocum, Heath (69.75)

Year	1st	2nd	3rd	4th	Total	Finish	Money
2007	71	64	69	70	274	T17	140,000.00
2009	73	68	71	72	284	T19	144,000.00
						TOTAL	**$284,000.00**

Sluman, Jeff (70.86)

Year	1st	2nd	3rd	4th	Total	Finish	Money
1987	74	71	70	70	285	T27	33,000.00
1988	72	75	71	75	293	T26	33,400.00
1991	74	71	69	73	287	T10	54,000.00
1992	73	73	74	65	285	T13	43,114.29
1996	71	74	67	68	280	T9	87,600.00
1998	68	72	71	71	282	T11	105,200.00
1999	69	70	69	68	276	T5	177,500.00
2001	73	70	66	72	281	T20	95,000.00
2002	72	72	68	70	282	T24	87,000.00
						TOTAL	**$715,814.29**

Smith, Cameron (69.56)

Year	1st	2nd	3rd	4th	Total	Finish	Money
2018	70	73	69	68	280	20	172,800.00
2020	68	68	73	71	280	T24	0.00
2021	68	68	73	69	278	T14	0.00
2022	67	71	68	69	275	20	0.00
						TOTAL	**$172,800.00**

Snedeker, Brandt (70.00)

Year	1st	2nd	3rd	4th	Total	Finish	Money
2007	71	72	68	71	282	T29	112,700.00
2011	68	69	74	69	280	T16	162,400.00
2012	68	70	64	68	270	1	1,440,000.00
2013	69	75	67	68	279	T20	152,000.00
2015	68	72	75	70	285	T22	148,500.00
2016	72	69	72	67	280	T17	166,600.00
2019	73	72	67	72	284	T24	0.00
						TOTAL	**$2,182,200.00**

Spieth, Jordan (69.28)

Year	1st	2nd	3rd	4th	Total	Finish	Money
2013	68	67	71	64	270	T2	708,000.00
2014	71	70	80	71	292	T27	135,000.00
2015	68	66	68	69	271	1	1,485,000.00
2016	68	72	72	68	280	T17	166,600.00
2017	67	70	69	67	273	T7	280,000.00
2021	69	67	70	74	280	T20	0.00
2022	68	68	69	65	270	T13	0.00
2023	69	71	70	71	281	27	0.00
						TOTAL	**$2,774,600.00**

Individual Player Records

Springer, Mike (70.75)

Year	1st	2nd	3rd	4th	Total	Finish	Money
1994	72	67	73	71	283	T17	60,000.00
						TOTAL	**$60,000.00**

Stadler, Craig (71.56)

Year	1st	2nd	3rd	4th	Total	Finish	Money
1989	71	75	72	67	285	T14	53,400.00
1991	68	68	72	71	279	1	360,000.00
1992	69	71	72	73	285	T13	43,114.28
1993	71	75	73	77	296	29	48,600.00
						TOTAL	**$505,114.28**

Stallings, Scott (71.50)

Year	1st	2nd	3rd	4th	Total	Finish	Money
2022	70	74	69	73	286	29	0.00
						TOTAL	**$0.00**

Stankowski, Paul (71.00)

Year	1st	2nd	3rd	4th	Total	Finish	Money
1997	70	69	72	73	284	T17	80,000.00
						TOTAL	**$80,000.00**

Stanley, Kyle (69.63)

Year	1st	2nd	3rd	4th	Total	Finish	Money
2017	64	73	70	73	280	T20	164,500.00
2018	69	68	67	73	277	T15	190,800.00
						TOTAL	**$355,300.00**

Stenson, Henrik (67.75)

Year	1st	2nd	3rd	4th	Total	Finish	Money
2013	64	66	69	68	267	1	1,440,000.00
2015	63	68	72	72	275	T2	618,750.00
						TOTAL	**$2,058,750.00**

Stewart, Payne (71.72)

Year	1st	2nd	3rd	4th	Total	Finish	Money
1987	72	69	68	72	281	T21	36,800.00
1988	73	70	64	73	280	T3	104,666.67
1989	69	70	71	66	276	2	270,000.00
1990	77	71	73	70	291	T25	42,500.00
1991	69	76	75	71	291	T21	37,200.00
1993	74	72	73	73	292	26	50,400.00
1995	69	75	74	75	293	T16	60,900.00
1998	69	72	76	74	291	T24	68,200.00
						TOTAL	**$670,666.67**

Straka, Sepp (68.42)

Year	1st	2nd	3rd	4th	Total	Finish	Money
2022	68	68	64	68	268	T7	0.00
2023	66	71	65	69	271	T14	0.00
2024	68	70	71	73	282	T27	0.00
						TOTAL	**$0.00**

Strange, Curtis (71.33)

Year	1st	2nd	3rd	4th	Total	Finish	Money
1987	73	74	73	73	293	30	32,000.00
1988	64	71	70	74	279	1	360,000.00
1989	68	75	68	73	284	T11	64,166.67
						TOTAL	**$456,166.67**

Streb, Robert (71.00)

Year	1st	2nd	3rd	4th	Total	Finish	Money
2015	75	75	69	65	284	T18	160,050.00
						TOTAL	**$160,050.00**

Streelman, Kevin (70.13)

Year	1st	2nd	3rd	4th	Total	Finish	Money
2010	70	70	69	70	279	T9	208,125.00
2013	69	72	74	67	282	T24	139,200.00
						TOTAL	**$347,325.00**

Stricker, Steve (70.00)

Year	1st	2nd	3rd	4th	Total	Finish	Money
1996	70	68	72	65	275	3	207,000.00
1998	69	71	71	69	280	T5	146,666.67
2001	74	70	72	68	284	24	88,000.00
2007	69	67	71	67	274	T17	140,000.00
2008	74	74	70	72	290	T24	120,400.00
2009	70	72	66	69	277	6	270,000.00
2010	74	68	68	75	285	T25	127,500.00
2011	68	70	69	72	279	15	176,000.00
2012	67	73	73	73	286	22	147,200.00
2013	66	71	68	65	270	T2	708,000.00
						TOTAL	**$2,130,766.67**

Sutherland, Kevin (70.75)

Year	1st	2nd	3rd	4th	Total	Finish	Money
2008	71	71	69	72	283	15	154,000.00
						TOTAL	**$154,000.00**

Sutton, Hal (70.32)

Year	1st	2nd	3rd	4th	Total	Finish	Money
1987	71	69	67	67	274	T5	68,800.00
1989	70	73	73	71	287	T22	44,000.00
1994	73	70	74	69	286	T24	52,200.00
1998	69	67	68	70	274	1	720,000.00
1999	72	70	64	71	277	T9	142,333.33
2000	70	74	73	68	285	T25	85,000.00
2001	70	73	70	73	286	T26	83,000.00
						TOTAL	**$1,195,333.33**

Taylor, Nick (69.75)

Year	1st	2nd	3rd	4th	Total	Finish	Money
2023	71	67	69	72	279	25	0.00
						TOTAL	**$0.00**

Tennyson, Brian (72.75)

Year	1st	2nd	3rd	4th	Total	Finish	Money
1990	75	72	71	73	291	T25	42,500.00
						TOTAL	**$42,500.00**

Theegala, Sahith (68.00)

Year	1st	2nd	3rd	4th	Total	Finish	Money
2022	71	72	67	71	281	28	0.00
2024	67	66	66	64	263	3	0.00
						TOTAL	**$0.00**

Thomas, Justin (67.81)

Year	1st	2nd	3rd	4th	Total	Finish	Money
2016	68	71	69	67	275	T6	297,500.00
2017	67	66	70	66	269	2	945,000.00
2018	67	69	70	69	275	T7	279,900.00
2019	70	68	71	68	277	T3	0.00
2020	66	71	66	66	269	T2	0.00
2021	67	67	65	70	269	4	0.00
2022	67	68	63	68	266	T5	0.00
2024	66	69	70	65	270	T14	0.00
						TOTAL	**$1,522,400.00**

Todd, Brendon (70.25)

Year	1st	2nd	3rd	4th	Total	Finish	Money
2014	70	75	72	66	283	T17	168,000.00
2020	67	68	70	74	279	T20	0.00
						TOTAL	**$168,000.00**

Tolles, Tommy (73.00)

Year	1st	2nd	3rd	4th	Total	Finish	Money
1996	73	77	74	68	292	25	51,600.00
1997	68	71	77	76	292	30	64,000.00
						TOTAL	**$115,600.00**

Individual Player Records

Toms, David (69.68)

Year	1st	2nd	3rd	4th	Total	Finish	Money
1999	73	68	67	71	279	T12	122,000.00
2000	69	67	70	71	277	T11	128,333.33
2001	73	66	64	67	270	T2	385,000.00
2002	70	66	70	67	273	3	345,000.00
2003	69	69	74	72	284	T21	103,200.00
2004	68	73	70	67	278	T10	158,200.00
2005	72	72	68	70	282	T22	118,300.00
2006	74	71	71	67	283	T14	146,900.00
2009	74	66	70	71	281	T13	174,000.00
2011	73	65	73	69	280	T16	162,400.00
						TOTAL	**$1,843,333.33**

Trahan, D.J. (71.50)

Year	1st	2nd	3rd	4th	Total	Finish	Money
2008	71	72	71	72	286	T17	138,600.00
						TOTAL	**$138,600.00**

Tringale, Cameron (70.25)

Year	1st	2nd	3rd	4th	Total	Finish	Money
2014	68	68	74	71	281	15	180,000.00
						TOTAL	**$180,000.00**

Triplett, Kirk (71.17)

Year	1st	2nd	3rd	4th	Total	Finish	Money
1995	77	71	69	77	294	T20	55,800.00
2000	69	69	70	68	276	T8	150,666.67
2003	70	71	72	71	284	T21	103,200.00
						TOTAL	**$309,666.67**

Tryba, Ted (70.50)

Year	1st	2nd	3rd	4th	Total	Finish	Money
1999	70	70	69	73	282	T21	91,000.00
						TOTAL	**$91,000.00**

Tway, Bob (71.25)

Year	1st	2nd	3rd	4th	Total	Finish	Money
1988	69	70	71	75	285	T8	55,800.00
1989	72	70	73	72	287	T22	44,000.00
1990	72	71	71	71	285	T14	54,250.00
1995	70	75	72	75	292	15	66,000.00
1998	71	70	70	70	281	T8	120,533.33
2003	72	68	72	68	280	T13	131,850.00
						TOTAL	**$472,433.33**

Van Pelt, Bo (69.83)

Year	1st	2nd	3rd	4th	Total	Finish	Money
2010	74	69	69	72	284	24	132,000.00
2011	71	70	66	68	275	9	240,000.00
2012	67	68	71	73	279	T10	205,760.00
						TOTAL	**$577,760.00**

van Rooyen, Erik (69.25)

Year	1st	2nd	3rd	4th	Total	Finish	Money
2021	69	73	68	67	277	T22	0.00
						TOTAL	**$0.00**

Vegas, Jhonattan (71.63)

Year	1st	2nd	3rd	4th	Total	Finish	Money
2016	70	73	71	69	283	T24	147,900.00
2017	72	74	70	74	290	30	140,000.00
						TOTAL	**$287,900.00**

Verplank, Scott (69.28)

Year	1st	2nd	3rd	4th	Total	Finish	Money
1988	69	70	72	74	285	T8	55,800.00
1998	70	70	71	69	280	T5	146,666.67
2000	71	70	67	70	278	14	116,000.00
2001	67	65	68	71	271	T5	202,500.00
2003	71	71	69	68	279	T9	163,650.00
2004	74	67	68	67	276	T7	198,000.00
2005	67	66	69	69	271	3	461,500.00
2007	66	68	67	68	269	T5	266,000.00
2009	70	71	74	70	285	22	138,000.00
						TOTAL	**$1,748,116.67**

Villegas, Camilo (68.58)

Year	1st	2nd	3rd	4th	Total	Finish	Money
2007	67	68	70	66	271	T9	204,400.00
2008	72	66	69	66	273	1	1,260,000.00
2010	73	69	68	69	279	T9	208,125.00
						TOTAL	**$1,672,525.00**

Wadkins, Bobby (70.75)

Year	1st	2nd	3rd	4th	Total	Finish	Money
1987	73	73	70	67	283	T24	34,800.00
						TOTAL	**$34,800.00**

Wadkins, Lanny (72.13)

Year	1st	2nd	3rd	4th	Total	Finish	Money
1987	71	72	74	69	286	29	32,400.00
1988	72	70	67	77	286	T14	44,266.67
1990	73	71	74	72	290	24	44,000.00
1991	74	73	72	73	292	23	36,000.00
						TOTAL	**$156,666.67**

Waldorf, Duffy (71.08)

Year	1st	2nd	3rd	4th	Total	Finish	Money
1992	70	73	70	71	284	T7	59,000.00
1996	74	76	72	71	293	26	50,400.00
1999	66	74	66	70	276	T5	177,500.00
						TOTAL	**$286,900.00**

Walker, Jimmy (71.17)

Year	1st	2nd	3rd	4th	Total	Finish	Money
2014	73	69	69	72	283	T17	168,000.00
2015	73	71	74	66	284	T18	160,050.00
2016	74	74	71	68	287	28	139,400.00
						TOTAL	**$467,450.00**

Watney, Nick (70.55)

Year	1st	2nd	3rd	4th	Total	Finish	Money
2009	70	69	71	71	281	T13	174,000.00
2010	71	74	63	67	275	T4	330,000.00
2011	72	67	72	74	285	T26	132,800.00
2012	75	74	70	74	293	28	131,200.00
2013	72	65	70	70	277	T14	173,600.00
						TOTAL	**$941,600.00**

Watson, Bubba (70.59)

Year	1st	2nd	3rd	4th	Total	Finish	Money
2008	71	74	74	76	295	30	112,000.00
2010	75	69	67	71	282	T17	147,000.00
2011	71	64	79	69	283	T23	142,400.00
2012	69	66	70	70	275	T5	304,000.00
2014	67	73	67	73	280	14	190,000.00
2015	70	71	68	67	276	T5	302,500.00
2016	72	73	66	67	278	T10	218,620.00
2018	70	72	73	75	290	29	145,800.00
						TOTAL	**$1,562,320.00**

Watson, Tom (69.50)

Year	1st	2nd	3rd	4th	Total	Finish	Money
1987	65	66	69	68	268	1	360,000.00
1996	70	70	69	70	279	T6	102,000.00
1998	73	71	69	74	287	T18	79,200.00
						TOTAL	**$541,200.00**

Weekley, Boo (71.00)

Year	1st	2nd	3rd	4th	Total	Finish	Money
2007	70	67	68	71	276	T21	130,200.00
2013	70	75	73	74	292	30	128,000.00
						TOTAL	**$258,200.00**

Weibring, D.A. (71.50)

Year	1st	2nd	3rd	4th	Total	Finish	Money
1987	68	71	73	71	283	T24	34,800.00
1991	71	73	74	71	289	T16	41,066.67
						TOTAL	**$75,866.67**

Individual Player Records

Weir, Mike (70.11)

Year	1st	2nd	3rd	4th	Total	Finish	Money
1999	76	73	68	68	285	T26	83,000.00
2000	70	69	71	72	282	21	94,000.00
2001	68	66	68	68	270	1	900,000.00
2003	72	73	67	71	283	T19	112,500.00
2004	69	69	67	70	275	T4	248,000.00
2008	70	69	71	70	280	T6	238,000.00
2009	72	72	70	74	288	T25	127,500.00
						TOTAL	**$1,803,000.00**

Westwood, Lee (73.75)

Year	1st	2nd	3rd	4th	Total	Finish	Money
2012	72	73	76	74	295	30	128,000.00
						TOTAL	**$128,000.00**

Wetterich, Brett (71.50)

Year	1st	2nd	3rd	4th	Total	Finish	Money
2006	75	74	69	72	290	T22	118,300.00
2007	68	69	70	75	282	T29	112,700.00
						TOTAL	**$231,000.00**

Wiebe, Mark (73.00)

Year	1st	2nd	3rd	4th	Total	Finish	Money
1988	76	64	74	78	292	T24	34,800.00
						TOTAL	**$34,800.00**

Wilson, Dean (72.00)

Year	1st	2nd	3rd	4th	Total	Finish	Money
2006	75	72	71	70	288	T19	126,100.00
						TOTAL	**$126,100.00**

Wilson, Mark (71.25)

Year	1st	2nd	3rd	4th	Total	Finish	Money
2011	72	70	74	69	285	T26	132,800.00
						TOTAL	**$132,800.00**

Wise, Aaron (68.13)

Year	1st	2nd	3rd	4th	Total	Finish	Money
2018	70	69	67	71	277	T15	190,800.00
2022	65	67	66	70	268	T13	0.00
						TOTAL	**$190,800.00**

Woodland, Gary (69.57)

Year	1st	2nd	3rd	4th	Total	Finish	Money
2011	72	68	72	66	278	T13	190,400.00
2013	70	67	71	72	280	T22	145,600.00
2014	71	75	63	67	276	T9	231,666.67
2016	72	70	69	67	278	T10	218,620.00
2017	67	67	71	74	279	19	171,500.00
2018	66	72	68	70	276	T11	225,450.00
2019	68	73	69	71	281	15	0.00
						TOTAL	**$1,183,236.67**

Woods, Tiger (68.88)

Year	1st	2nd	3rd	4th	Total	Finish	Money
1996	70	78	72	68	288	T21	55,800.00
1997	69	68	75	69	281	T12	97,600.00
1998	75	76	69	69	289	20	76,800.00
1999	67	66	67	69	269	1	900,000.00
2000	68	66	66	69	269	2	540,000.00
2001	70	67	69	70	276	T13	119,000.00
2002	71	68	67	70	276	T7	165,000.00
2003	70	70	71	74	285	26	96,000.00
2004	72	64	65	72	273	2	648,000.00
2005	66	67	67	69	269	2	715,000.00
2007	64	63	64	66	257	1	1,260,000.00
2009	67	68	69	70	274	2	810,000.00
2012	66	73	67	72	278	T8	248,000.00
2013	73	71	69	67	280	T22	145,600.00
2018	65	68	65	71	269	1	1,620,000.00
						TOTAL	**$7,496,800.00**

Yang, Y.E. (71.50)

Year	1st	2nd	3rd	4th	Total	Finish	Money
2009	71	75	66	71	283	18	150,000.00
2011	72	70	75	72	289	29	129,600.00
						TOTAL	**$279,600.00**

Young, Cameron (68.25)

Year	1st	2nd	3rd	4th	Total	Finish	Money
2022	67	67	70	69	273	19	0.00
						TOTAL	**$0.00**

Zoeller, Fuzzy (68.50)

Year	1st	2nd	3rd	4th	Total	Finish	Money
1994	71	69	66	68	274	2	324,000.00
						TOTAL	**$324,000.00**

Championship Summaries 1987-2024

Viktor Hovland, the 2023 FedExCup Champion, notched a T12 finish in 2024.

Championship Summaries

Nabisco Championships of Golf

1987

Tom Watson

San Antonio, TX **October 29-November 1, 1987** **Purse: $2,000,000**
Oak Hills CC **Par/Yards: 35-35—70/6,576**

LEADERS	First Round	Second Round	Third Round
	Tom Watson ..... 65 (-5)	**Tom Watson ..... 131 (-9)**	**Tom Watson .....200 (-10)**
	David Frost.....66 (-4)	Mark Calcavecchia .....135 (-5)	Mark Calcavecchia .....204 (-6)
	Larry Mize .....66 (-4)	Ben Crenshaw.....135 (-5)	Mark O'Meara.....204 (-6)
	Mark Calcavecchia .....67 (-3)	Mike Reid .....135 (-5)	Greg Norman .....205 (-5)
	Greg Norman .....67 (-3)	David Frost.....137 (-3)	Paul Azinger.....206 (-4)
	Nick Price.....67 (-3)	Bernhard Langer .....137 (-3)	Chip Beck.....206 (-4)
		Greg Norman .....137 (-3)	Bernhard Langer .....206 (-4)
		Steve Pate.....137 (-3)	Larry Mize .....206 (-4)
			Corey Pavin.....206 (-4)

PRO-AM: $12,500. Individual—Larry Mize, Dan Pohl, 65, $1,125 each. Team—David Frost, Paul Azinger, Tom Watson, 55, $1,041.67 each.

WEATHER: Perfect every day with stronger breezes on Friday and Saturday.

Player	Pos.	Score		Official Money
TOM WATSON	**1**	**65-66-69-68**	**268**	**$360,000.00**
Chip Beck	2	71-67-68-64	270	216,000.00
Greg Norman	3	67-70-68-66	271	138,000.00
Paul Azinger	4	73-66-67-67	273	96,000.00
Hal Sutton	T5	71-69-67-67	274	68,800.00
Mark Calcavecchia	T5	67-68-69-70	274	68,800.00
Corey Pavin	T5	73-65-68-68	274	68,800.00
Ben Crenshaw	T5	68-67-75-64	274	68,800.00
Nick Price	T5	67-71-69-67	274	68,800.00
Mark O'Meara	T10	69-69-66-71	275	55,400.00
Don Pooley	T10	71-68-68-68	275	55,400.00
Scott Hoch	T12	72-66-71-67	276	48,800.00
Larry Mize	T12	66-73-67-70	276	48,800.00
Fred Couples	T12	73-67-67-69	276	48,800.00
Scott Simpson	15	73-71-69-65	278	44,000.00
Mike Reid	16	69-66-74-70	279	$42,400.00
David Frost	T17	66-71-73-70	280	39,600.00
Tom Kite	T17	75-70-70-65	280	39,600.00
Bernhard Langer	T17	68-69-69-74	280	39,600.00
Mac O'Grady	T17	70-70-75-65	280	39,600.00
Larry Nelson	T21	76-68-68-69	281	36,800.00
Payne Stewart	T21	72-69-68-72	281	36,800.00
Steve Pate	T21	69-68-74-70	281	36,800.00
Bobby Wadkins	T24	73-73-70-67	283	34,800.00
D.A. Weibring	T24	68-71-73-71	283	34,800.00
Mark McCumber	26	74-66-70-74	284	33,600.00
Dan Pohl	27	73-68-69-75	285	33,000.00
Jeff Sluman	27	74-71-70-70	285	33,000.00
Lanny Wadkins	29	71-72-74-69	286	32,400.00
Curtis Strange	30	73-74-73-73	293	32,000.00

Nabisco Golf Championships

1988

Curtis Strange

Pebble Beach, CA **November 10-13, 1988** **Purse: $2,000,000**
Pebble Beach GL **Par/Yards: 36-36—72/6,799**

LEADERS	First Round	Second Round	Third Round
	Curtis Strange ..... 64 (-8)	**Curtis Strange ..... 135 (-9)**	**Curtis Strange .....205 (-11)**
	Ken Green .....67 (-5)	Ken Green .....137 (-7)	Mark Calcavecchia .....206 (-10)
	Joey Sindelar .....68 (-4)	Tom Kite.....137 (-7)	Ken Green .....206 (-10)
	David Frost.....69 (-3)	Bruce Lietzke .....137 (-7)	Tom Kite.....207 (-9)
	Jay Haas .....69 (-3)	Bob Tway .....139 (-5)	Bruce Lietzke .....207 (-9)
	Bruce Lietzke .....69 (-3)	Scott Verplank.....139 (-5)	Payne Stewart.....207 (-9)
	Bob Tway .....69 (-3)		
	Scott Verplank.....69 (-3)		

PRO-AM: $15,000. Individual—David Frost, 66, $1,500. Team—Tom Kite, Mike Reid, 150, $1,350 each.

WEATHER: Pleasant first three days with some wind. Sunday wind gusted up to 30 miles per hour with heavy rain in the afternoon. Play suspended at 1:55 p.m. Play resumed at 3:22. After 72 holes, Curtis Strange and Tom Kite were tied at 9-under-par 279. Due to darkness, the playoff was scheduled for 9 a.m. Monday. Weather was sunny.

Player	Pos.	Score		Official Money
CURTIS STRANGE	**1**	**64-71-70-74**	**279**	**$360,000.00**
Strange won playoff with birdie on second extra hole.				
Tom Kite	2	72-65-70-72	279	216,000.00
Mark Calcavecchia	T3	70-71-65-74	280	104,666.67
Payne Stewart	T3	73-70-64-73	280	104,666.67
Ken Green	T3	67-70-69-74	280	104,666.66
Peter Jacobsen	6	71-70-67-73	281	72,000.00
Fred Couples	7	75-67-67-73	282	68,000.00
Jodie Mudd	T8	70-71-68-76	285	55,800.00
Gary Koch	T8	71-72-68-74	285	55,800.00
Scott Verplank	T8	69-70-72-74	285	55,800.00
Mike Reid	T8	72-72-68-73	285	55,800.00
Bruce Lietzke	T8	69-68-70-78	285	55,800.00
Bob Tway	T8	69-70-71-75	285	55,800.00
Lanny Wadkins	T14	72-70-67-77	286	44,266.67
Mark McCumber	T14	73-70-70-73	286	44,266.67
Jay Haas	T14	69-71-70-76	286	$44,266.66
Steve Pate	T17	70-72-69-76	287	39,600.00
David Frost	T17	69-71-70-77	287	39,600.00
Sandy Lyle	T17	72-71-68-76	287	39,600.00
Paul Azinger	T17	73-70-69-75	287	39,600.00
Ben Crenshaw	T21	72-71-69-76	288	37,200.00
Joey Sindelar	T21	68-73-67-80	288	37,200.00
Dan Pohl	23	72-69-71-78	290	36,000.00
Chip Beck	T24	71-69-73-79	292	34,800.00
Mark Wiebe	T24	76-64-74-78	292	34,800.00
Larry Nelson	T26	75-69-73-76	293	33,400.00
Jeff Sluman	T26	72-75-71-75	293	33,400 00
Scott Hoch	28	70-76-70-78	294	32,800.00
Mark O'Meara	29	70-73-77-79	299	32,400.00
Greg Norman	30	75-76-74-79	304	32,000.00

Championship Summaries

Nabisco Championships

1989

Tom Kite

Houston, TX **October 26-29, 1989** **Purse: $2,500,000**
Harbour Town GL **Par/Yards: 36-35—71/6,657**

LEADERS

First Round	
Donnie Hammond	65 (-6)
Greg Norman	67 (-4)
Mark O'Meara	67 (-4)
Fred Couples	68 (-3)
Curtis Strange	68 (-3)
Tom Kite	**69 (-2)**
Payne Stewart	69 (-2)

Second Round	
Tom Kite	**134 (-8)**
Donnie Hammond	138 (-4)
Mark O'Meara	138 (-4)
Chip Beck	139 (-3)
Payne Stewart	139 (-3)

Third Round	
Wayne Levi	206 (-7)
Donnie Hammond	207 (-6)
Tom Kite	**208 (-5)**
Fred Couples	209 (-4)
Greg Norman	209 (-4)
Mark O'Meara	209 (-4)

PRO-AM: $15,000. Individual—Greg Norman, 65, $1,500. Team—Greg Norman, Mark O'Meara, 56, $2,325 each.

WEATHER: Mostly sunny each day, but the winds were strong and swirling on Friday.

Player	Pos.	Score		Official Money
TOM KITE	**1**	**69-65-74-68**	**276**	**$450,000.00**
Kite won playoff with par on second extra hole.				
Payne Stewart	2	69-70-71-66	276	270,000.00
Paul Azinger	T3	71-73-67-67	278	146,250.00
Wayne Levi	T3	71-72-63-72	278	146,250.00
Donnie Hammond	5	65-73-69-72	279	100,000.00
Mark O'Meara	6	67-71-71-71	280	90,000.00
Fred Couples	T7	68-74-67-72	281	82,500.00
Scott Hoch	T7	71-71-68-71	281	82,500.00
Chip Beck	T9	71-68-73-71	283	73,000.00
Mark Calcavecchia	T9	70-75-68-70	283	73,000.00
David Frost	T11	70-76-67-71	284	64,166.67
Curtis Strange	T11	68-75-68-73	284	64,166.67
Greg Norman	T11	67-74-68-75	284	64,166.66
Ben Crenshaw	T14	73-72-71-69	285	53,400.00
Mike Hulbert	T14	73-75-70-67	285	53,400.00
Steve Jones	T14	72-69-71-73	285	$53,400.00
Jodie Mudd	T14	72-72-70-71	285	53,400.00
Craig Stadler	T14	71-75-72-67	285	53,400.00
Mark McCumber	T19	74-70-68-74	286	48,000.00
Dave Rummells	T19	72-70-69-75	286	48,000.00
Ted Schulz	T19	73-69-69-75	286	48,000.00
Wayne Grady	T22	75-67-71-74	287	44,000.00
Blaine McCallister	T22	70 75-74-68	287	44,000.00
Tim Simpson	T22	75-75-67-70	287	44,000.00
Hal Sutton	T22	70-73-73-71	287	44,000.00
Bob Tway	T22	72-70-73-72	287	44,000.00
John Mahaffey	27	80-68-68-72	288	41,500.00
Mike Donald	28	70-74-72-73	289	41,000.00
Bill Glasson	29	74-71-74-71	290	40,500.00
Mike Reid	30	73-75-71-72	291	40,000.00

Nabisco Championships

1990

Jodie Mudd

Houston, TX **October 25-28, 1990** **Purse: $2,500,000**
Champions GC **Par/Yards: 36-35—71/7,187**

LEADERS

First Round	
Greg Norman	66 (-5)
Tim Simpson	66 (-5)
Jodie Mudd	**68 (-3)**
Nick Price	68 (-3)
Chip Beck	69 (-2)
Billy Mayfair	69 (-2)

Second Round	
Billy Mayfair	135 (-7)
Nick Price	136 (-6)
Chip Beck	137 (-5)
Jodie Mudd	**137 (-5)**
Greg Norman	137 (-5)

Third Round	
Billy Mayfair	205 (-8)
Jodie Mudd	**205 (-8)**
Nick Price	207 (-6)
Ian Baker-Finch	208 (-5)
Chip Beck	208 (-5)
Greg Norman	208 (-5)

PRO-AM: $15,000. Individual—Hale Irwin, 64, $1,500. Team—Steve Elkington, Mark Calcavecchia, 55, $1,350 each.

WEATHER: Perfect every day.

Player	Pos.	Score		Official Money
JODIE MUDD	**1**	**68-69-68-68**	**273**	**$450,000.00**
Mudd won playoff with birdie on first extra hole.				
Billy Mayfair	2	69-66-70-68	273	270,000.00
Ian Baker-Finch	T3	71-70-67-68	276	146,250.00
Wayne Levi	T3	75-71-67-63	276	146,250.00
Nick Price	5	68-68-71-70	277	100,000.00
Chip Beck	6	69-68-71-70	278	90,000.00
Greg Norman	T7	66-71-71-71	279	82,500.00
Tim Simpson	T7	66-73-70-70	279	82,500.00
Wayne Grady	9	72-67-73-69	281	75,000.00
Steve Elkington	10	72-72-66-72	282	71,000.00
Paul Azinger	11	73-71-68-71	283	67,500.00
Davis Love III	T12	70-72-72-70	284	62,500.00
Mark O'Meara	T12	74-70-73-67	284	62,500.00
Mark Calcavecchia	T14	71-75-73-66	285	54,250.00
Gil Morgan	T14	73-70-69-73	285	54,250.00
Loren Roberts	T14	73-70-71-71	285	$54,250.00
Bob Tway	T14	72-71-71-71	285	54,250.00
Tom Kite	18	73-71-70-72	286	50,000.00
Hale Irwin	T19	75-70-70-72	287	48,500.00
Peter Jacobsen	T19	70-70-73-74	287	48,500.00
Corey Pavin	21	74-71-72-71	288	47,000.00
John Cook	T22	72-74-70-73	289	45,500.00
Fred Couples	T22	73-75-70-71	289	45,500.00
Lanny Wadkins	24	73-71-74-72	290	44,000.00
Payne Stewart	T25	77-71-73-70	291	42,500.00
Brian Tennyson	T25	75-72-71-73	291	42,500.00
Jim Gallagher, Jr.	27	73-74-76-69	292	41,500.00
John Huston	T28	72-71-76-76	295	40,750.00
Larry Mize	T28	75-76-69-75	295	40,750.00
Robert Gamez	30	76-73-81-70	300	40,000.00

Championship Summaries

TOUR Championship

1991

Craig Stadler

Pinehurst, NC **October 31-November 2, 1991** **Purse: $2,000,000**
Pinehurst Resort CC, No. 2 **Par/Yards: 35-36—71/7,005**

LEADERS

First Round	
Ian Baker-Finch	68 (-3)
Russ Cochran	68 (-3)
John Daly	68 (-3)
Craig Stadler	**68 (-3)**
Paul Azinger	69 (-2)
Jay Don Blake	69 (-2)
Steve Elkington	69 (-2)
Nolan Henke	69 (-2)
Scott Hoch	69 (-2)
Payne Stewart	69 (-2)

Second Round	
Craig Stadler	**136 (-6)**
Paul Azinger	137 (-5)
Russ Cochran	137 (-5)
Nick Price	137 (-5)
Nolan Henke	139 (-3)

Third Round	
Russ Cochran	208 (-5)
Craig Stadler	**208 (-5)**
Fred Couples	211 (-2)
John Daly	212 (-1)
Bruce Lietzke	212 (-1)
Nick Price	212 (-1)

PRO-AM: $10,000. Individual—Nick Price, 68, $1,000. Team—Craig Stadler, Jay Don Blake, Payne Stewart, 58, $833.33 each.

WEATHER: Cool mornings, pleasant during most days with some wind on Saturday. Chilly with rain on Sunday.

Player	Pos.	Score		Official Money
CRAIG STADLER	**1**	**68-68-72-71**	**279**	**$360,000.00**
Stadler won playoff with birdie on second extra hole.				
Russ Cochran	2	68-69-71-71	279	216,000.00
John Daly	3	68-76-68-70	282	138,000.00
Bruce Lietzke	4	71-69-72-71	283	96,000.00
Chip Beck	T5	72-70-72-71	285	71,000.00
Nolan Henke	T5	69-70-74-72	285	71,000.00
Jim Gallagher, Jr.	T5	71-74-69-71	285	71,000.00
Nick Price	T5	70-67-75-73	285	71,000.00
Steve Elkington	9	69-75-71-71	286	60,000.00
Corey Pavin	T10	74-69-72-72	287	54,000.00
Ian Baker-Finch	T10	68-76-71-72	287	54,000.00
Jeff Sluman	T10	74-71-69-73	287	54,000.00
Ted Schulz	T13	70-71-75-72	288	46,466.67
Jay Don Blake	T13	69-72-74-73	288	46,466.67
Billy Andrade	T13	73-74-68-73	288	46,466.66
D.A. Weibring	T16	71-73-74-71	289	$41,066.67
Mark O'Meara	T16	72-72-72-73	289	41,066.67
Fred Couples	T16	72-73-66-78	289	41,066.66
Davis Love III	T19	72-72-75-71	290	38,800.00
Andrew Magee	T19	74-72-70-74	290	38,800.00
Scott Hoch	T21	69-75-76-71	291	37,200.00
Payne Stewart	T21	69-76-75-71	291	37,200.00
Lanny Wadkins	23	74-73-72-73	292	36,000.00
Mark Brooks	T24	78-72-71-72	293	34,800.00
Paul Azinger	T24	69-68-78-78	293	34,800.00
Steve Pate	T26	75-74-71-74	294	33,400.00
Rocco Mediate	T26	73-74-72-75	294	33,400.00
John Cook	28	73-71-75-77	296	32,800.00
Tom Purtzer	29	73-72-75-77	297	32,400.00
Mike Hulbert	30	75-75-73-79	302	32,000.00

TOUR Championship

1992

Paul Azinger

Pinehurst, NC **October 29-November 1, 1992** **Purse: $2,000,000**
Pinehurst Resort CC, No. 2 **Par/Yards: 35-36—71/7,005**

LEADERS

First Round	
Keith Clearwater	68 (-3)
Davis Love III	68 (-3)
David Frost	69 (-2)
Craig Stadler	69 (-2)
Paul Azinger	**70 (-1)**
Brad Faxon	70 (-1)
John Huston	70 (-1)
Lee Janzen	70 (-1)
Tom Lehman	70 (-1)

Second Round	
Paul Azinger	**136 (-6)**
David Frost	137 (-5)
Dan Forsman	138 (-4)
Jay Haas	138 (-4)
John Huston	138 (-4

Third Round	
Paul Azinger	**205 (-8)**
John Huston	208 (-5)
Dan Forsman	210 (-3)
David Frost	211 (-2)
Jay Haas	211 (-2)
Lee Janzen	211 (-2)
Corey Pavin	211 (-2)

PRO-AM: $10,000. Individual—Tom Kite, Nick Price, 67, $900 each. Team—Steve Pate, John Huston, David Edwards, Tom Lehman, 56, $775 each.

WEATHER: Sunny and warm Thursday and Friday. Overcast and cool Saturday and Sunday.

Player	Pos.	Score		Official Money
PAUL AZINGER	**1**	**70-66-69-71**	**276**	**$360,000.00**
Lee Janzen	T2	70-69-72-68	279	177,000.00
Corey Pavin	T2	74-68-69-68	279	177,000.00
Keith Clearwater	4	68-75-72-67	282	96,000.00
Fred Couples	T5	73-78-66-66	283	76,000.00
Raymond Floyd	T5	72-71-71-69	283	76,000.00
Brad Faxon	T7	70-71-72-71	284	59,000.00
Dan Forsman	T7	71-67-72-74	284	59,000.00
David Frost	T7	69-68-74-73	284	59,000.00
Jay Haas	T7	72-66-73-73	284	59,000.00
Greg Norman	T7	70-70-73-71	284	59,000.00
Duffy Waldorf	T7	70-73-70-71	284	59,000.00
John Cook	T13	74-70-73-68	285	43,114.29
Tom Kite	T13	73-68-74-70	285	43,114.29
Nick Price	T13	74-70-72-69	285	43,114.29
Jeff Sluman	T13	73-73-74-65	285	$43,114.29
John Huston	T13	70-68-70-77	285	43,114.28
Tom Lehman	T13	70-70-73-72	285	43,114.28
Craig Stadler	T13	69-71-72-73	285	43,114.28
Chip Beck	T20	71-70-75-70	286	38,000.00
Bruce Lietzke	T20	72-72-72-70	286	38,000.00
Billy Ray Brown	T22	72-71-73-72	288	36,000.00
David Edwards	T22	71-71-72-74	288	36,000.00
Steve Elkington	T22	71-73-71-73	288	36,000.00
Jim Gallagher, Jr.	T25	73-74-73-71	291	34,000.00
Davis Love III	T25	68-76-75-72	291	34,000.00
Mark Brooks	T27	73-73-72-75	293	33,000.00
David Peoples	T27	75-72-73-73	293	33,000.00
Mark O'Meara	29	72-75-76-71	294	32,400.00
Steve Pate	30	71-76-76-72	295	32,000.00

Championship Summaries

TOUR Championship

1993

Jim Gallagher, Jr.

San Francisco, CA **October 28-31, 1993** **Purse: $3,000,000**
The Olympic Club (Lake Course) **Par/Yards: 35-36—71/6,812**

LEADERS

First Round	
Jim Gallagher, Jr.	**63 (-8)**
David Frost	68 (-3)
Corey Pavin	68 (-3)
Scott Simpson	68 (-3)
Fulton Allem	69 (-2)
Mark Calcavecchia	69 (-2)
Rick Fehr	69 (-2)
Nolan Henke	69 (-2)
Tom Kite	69 (-2)
Larry Mize	69 (-2)

Second Round	
David Frost	136 (-6)
Jim Gallagher, Jr.	**136 (-6)**
Tom Kite	137 (-5)
Mark Calcavecchia	138 (-4)
Rick Fehr	138 (-4)
Scott Simpson	138 (-4)
Jay Haas	139 (-3)
Greg Norman	139 (-3)

Third Round	
David Frost	205 (-8)
Greg Norman	207 (-6)
Rick Fehr	208 (-5)
Jim Gallagher, Jr.	**208 (-5)**
John Huston	208 (-5)
Scott Simpson	208 (-5)
Tom Kite	209 (-4)

PRO-AM: $10,000. Individual—Corey Pavin, Phil Mickelson, Scott Simpson, Nolan Henke, 66, $775 each. Team—Steve Elkington, 54, $1,000.

WEATHER: Nearly ideal conditions every day.

Player	Pos.	Score		Official Money
JIM GALLAGHER, JR.	**1**	**63-73-72-69**	**277**	**$540,000.00**
David Frost	T2	68-68-69-73	278	198,750.00
John Huston	T2	72-68-68-70	278	198,750.00
Greg Norman	T2	72-67-68-71	278	198,750.00
Scott Simpson	T2	68-70-70-70	278	198,750.00
Rick Fehr	6	69-69-70-71	279	108,000.00
Mark Calcavecchia	T7	69-69-75-67	280	96,000.00
Tom Kite	T7	69-68-72-71	280	96,000.00
Corey Pavin	T7	68-73-72-67	280	96,000.00
Fred Couples	T10	74-72-70-65	281	83,100.00
Jay Haas	T10	70-69-72-70	281	83,100.00
Fulton Allem	T12	69-72-71-71	283	73,200.00
Chip Beck	T12	71-70-70-72	283	73,200.00
David Edwards	T12	71-72-68-72	283	73,200.00
Jeff Maggert	15	71-74-69-70	284	66,000.00
Jim McGovern	T16	71-70-73-71	285	$62,400.00
Vijay Singh	T16	70-71-74-70	285	62,400.00
Larry Mize	T18	69-76-71-70	286	58,800.00
Gil Morgan	T18	70-71-71-74	286	58,800.00
Nick Price	T18	72-68-75-71	286	58,800.00
Paul Azinger	21	72-71-72-73	288	56,400.00
Lee Janzen	22	73-68-74-74	289	55,200.00
Steve Elkington	T23	74-71-72-73	290	52,800.00
Nolan Henke	T23	69-72-74-75	290	52,800.00
Rocco Mediate	T23	78-70-70-72	290	52,800.00
Payne Stewart	26	74-72-73-73	292	50,400.00
Davis Love III	27	77-72-73-71	293	49,800.00
Phil Mickelson	28	71-75-74-74	294	49,200.00
Craig Stadler	29	71-75-73-77	296	48,600.00
Billy Mayfair	30	77-77-74-71	299	48,000.00

TOUR Championship

1994

Mark McCumber

San Francisco, CA **October 27-30, 1994** **Purse: $3,000,000**
The Olympic Club (Lake Course) **Par/Yards: 35-36—71/6,812**

LEADERS

First Round	
First Round	
David Frost	66 (-5)
Bill Glasson	66 (-5)
Steve Lowery	66 (-5)
Mark McCumber	**66 (-5)**
Rick Fehr	67 (-4)
Ernie Els	68 (-3)
Phil Mickelson	68 (-3)

Second Round	
Bill Glasson	134 (-8)
Ernie Els	135 (-7)
David Frost	135 (-7)
Steve Lowery	135 (-7)
Rick Fehr	136 (-6)
Mark McCumber	**137 (-5)**

Third Round	
Bill Glasson	205 (-8)
Mark McCumber	**206 (-7)**
Fuzzy Zoeller	206 (-7)
Brad Bryant	207 (-6)
Ernie Els	207 (-6)
Steve Lowery	207 (-6)

PRO-AM: $10,000. Individual—Mike Springer, 67, $1,000. Team—Corey Pavin, Ben Crenshaw, Jay Haas, John Huston, Scott Hoch, Hale Irwin, 57, $666.67 each.

WEATHER: Foggy all day Thursday. Foggy on Friday morning. Sunny and mild Saturday and Sunday.

Player	Pos.	Score		Official Money
MARK MCCUMBER	**1**	**66-71-69-68**	**274**	**$540,000.00**
McCumber won playoff with birdie on first extra hole.				
Fuzzy Zoeller	2	71-69-66-68	274	324,000.00
Brad Bryant	3	72-68-67-68	275	207,000.00
David Frost	T4	66-69-75-66	276	132,000.00
Bill Glasson	T4	66-68-71-71	276	132,000.00
Jay Haas	6	69-71-71-66	277	108,000.00
Jeff Maggert	7	72-66-70-70	278	102,000.00
Steve Lowery	T8	66-69-72-72	279	93,000.00
Loren Roberts	T8	71-70-68-70	279	93,000.00
John Huston	T10	74-68-66-72	280	81,000.00
Bruce Lietzke	T10	69-71-71-69	280	81,000.00
Corey Pavin	T10	69-69-70-72	280	81,000.00
Ben Crenshaw	T13	72-70-69-70	281	71,400.00
Greg Norman	T13	69-75-66-71	281	71,400.00
Bob Estes	T15	71-70-73-68	282	64,800.00
Rick Fehr	T15	67-69-77-69	282	$64,800.00
Ernie Els	T17	68-67-72-76	283	60,000.00
Phil Mickelson	T17	68-71-70-74	283	60,000.00
Mike Springer	T17	72-67-73-71	283	60,000.00
Scott Hoch	T20	74-74-68-68	284	57,000.00
Nick Price	T20	71-74-67-72	284	57,000.00
Hale Irwin	T22	70-74-67-74	285	54,600.00
Tom Kite	T22	69-72-72-72	285	54,600.00
Mark Calcavecchia	T24	73-68-74-71	286	52,200.00
Hal Sutton	T24	73-70-74-69	286	52,200.00
Brad Faxon	T26	71-71-73-73	288	50,100.00
Kenny Perry	T26	75-69-72-72	288	50,100.00
Tom Lehman	28	73-70-72-74	289	49,200.00
Mark Brooks	T29	69-72-72-77	290	48,300.00
Fred Couples	T29	70-72-74-74	290	48,300.00

Championship Summaries

TOUR Championship

1995

Billy Mayfair

Tulsa, OK **October 26-29, 1995** **Purse: $3,000,000**
Southern Hills CC **Par/Yards: 35-35—706,834**

LEADERS	First Round	Second Round	Third Round
	Billy Mayfair ..... 68 (-2)	Brad Bryant ..... 137 (-3)	**Billy Mayfair ..... 207 (-3)**
	Brad Bryant ..... 69 (-1)	**Billy Mayfair ..... 138 (-2)**	Brad Bryant ..... 210 (E)
	Vijay Singh ..... 69 (-1)	Woody Austin ..... 139 (-1)	Steve Elkington ..... 210 (E)
	Payne Stewart ..... 69 (-1)	Justin Leonard ..... 14 (E)	Corey Pavin ..... 210 (E)
	Justin Leonard ..... 70 (E)	Vijay Singh ..... 140 (E)	Woody Austin ..... 212 (+2)
	Bob Tway ..... 70 (E)		Justin Leonard ..... 212 (+2)
			Vijay Singh ..... 212 (+2)

PRO-AM: $10,000. Individual—Justin Leonard, Nick Price, Tom Lehman, Corey Pavin, Woody Austin, 69, $720 each. Team—Fred Funk, Kirk Triplett, Phil Mickelson, 58, $833.33 each.

WEATHER: Sunny and windy each day with highs near 70.

Player	Pos.	Score		Official Money
BILLY MAYFAIR	**1**	**68-70-69-73**	**280**	**$540,000.00**
Steve Elkington	T2	71-72-67-73	283	265,500.00
Corey Pavin	T2	72-70-68-73	283	265,500.00
Woody Austin	T4	71-68-73-72	284	132,000.00
Scott Simpson	T4	71-70-74-69	284	132,000.00
Vijay Singh	6	69-71-72-73	285	108,000.00
Brad Bryant	T7	69-68-73-76	286	99,000.00
Justin Leonard	7	70-70-72-74	286	99,000.00
David Duval	T9	74-69-71-73	287	87,600.00
Greg Norman	T9	72-70-74-71	287	87,600.00
Loren Roberts	11	73-68-74-73	288	81,000.00
Tom Lehman	12	71-70-73-76	290	76,800.00
Nick Faldo	T13	76-72-73-70	291	71,400.00
Mark O'Meara	T13	71-74-71-75	291	71,400.00
Bob Tway	15	70-75-72-75	292	66,000.00
Ernie Els	T16	71-74-75-73	293	$60,900.00
Peter Jacobsen	T16	73-70-73-77	293	60,900.00
Davis Love III	T16	74-73-74-72	293	60,900.00
Payne Stewart	T16	69-75-74-75	293	60,900.00
Jay Haas	T20	75-74-73-72	294	55,800.00
Lee Janzen	T20	75-70-71-78	294	55,800.00
Kenny Perry	T20	76-72-70-76	294	55,800.00
Kirk Triplett	T20	77-71-69-77	294	55,800.00
Phil Mickelson	24	79-73-68-75	295	52,800.00
Ben Crenshaw	T25	74-73-73-76	296	51,000.00
Jim Gallagher, Jr.	T25	74-73-75-74	296	51,000.00
Mark Calcavecchia	T27	72-75-73-77	297	49,200.00
Fred Funk	T27	74-75-72-76	297	49,200.00
Scott Hoch	T27	75-72-71-79	297	49,200.00
Nick Price	30	77-73-74-75	299	48,000.00

TOUR Championship

1996

Tom Lehman

Tulsa, OK **October 25-28, 1996** **Purse: $3,000,000**
Southern Hills CC **Par/Yards: 35-35—706,834**

LEADERS	First Round	Second Round	Third Round
	Tom Lehman ..... 66 (-4)	**Tom Lehman ..... 133 (-7)**	**Tom Lehman ..... 197 (-13)**
	Vijay Singh ..... 66 (-4)	Vijay Singh ..... 137 (-3)	Brad Faxon ..... 206 (-4)
	Steve Jones ..... 67 (-3)	Steve Stricker ..... 138 (-2	Vijay Singh ..... 206 (-4)
	Phil Mickelson ..... 67 (-3)	Mark Calcavecchia ..... 140 (E)	Fred Couples ..... 209 (-1)
	Fred Couples ..... 68 (-2)	Brad Faxon ..... 140 (E)	Justin Leonard ..... 209 (-1)
	Brad Faxon ..... 68 (-2)	Steve Jones ..... 140 (E)	Tom Watson ..... 209 (-1)
		Tom Watson ..... 140 (E)	

CUT: There was no cut; 28 players completed 72 holes.

PRO-AM: Front Nine Individual—Mark Brooks, 34, $1,000. Team—Corey Pavin, 29, $800. Back Nine Individual—Tommy Tolles, Jim Furyk, Mark Calcavecchia, Steve Jones, 35, $575 each. Team—Steve Jones, Mark Calcavecchia, 29, $800 each.

WEATHER: Heavy morning rain Wednesday forced a nine-hole pro-am competition, which started at 12:30 p.m. Mostly sunny and pleasant with swirling winds through Saturday. Heavy rain and thunderstorms moved into the area early Sunday morning, with a two-tee start scheduled for 8:00 a.m. Play was called for the day at 11:00 a.m., and a decision to play the final round Monday was made at 2:00 p.m. Overcast and cool Monday, with lift-clean-and-place rule in effect for a two-tee, 9:30 a.m. start.

Player	Pos.	Score		Official Money
TOM LEHMAN	**1**	**66-67-64-71**	**268**	**$540,000.00**
Brad Faxon	2	68-72-66-68	274	324,000.00
Steve Stricker	3	70-68-72-65	275	207,000.00
Kenny Perry	4	73-68-70-66	277	144,000.00
Fred Couples	5	68-73-68-69	278	120,000.00
Ernie Els	T6	76-70-65-68	279	102,000.00
Justin Leonard	T6	73-68-68-70	279	102,000.00
Tom Watson	T6	70-70-69-70	279	102,000.00
Vijay Singh	T9	66-71-69-74	280	87,600.00
Jeff Sluman	T9	71-74-67-68	280	87,600.00
John Cook	11	70-73-70-68	281	81,000.00
Phil Mickelson	12	67-75-68-73	283	76,800.00
Davis Love III	13	72-71-71-70	284	73,200.00
Fred Funk	14	71-73-74-67	285	69,600.00
Mark Calcavecchia	T15	69-71-73-73	286	$63,600.00
David Duval	T15	71-71-74-70	286	63,600.00
Jim Furyk	T15	72-71-73-70	286	63,600.00
Scott Hoch	T18	73-73-67-74	287	58,800.00
Steve Jones	T18	67-73-70-77	287	58,800.00
Mark O'Meara	T18	74-71-71-71	287	58,800.00
Corey Pavin	T21	71-73-73-71	288	55,800.00
Tiger Woods	T21	70-78-72-68	288	55,800.00
Michael Bradley	23	71-73-75-70	289	54,000.00
Nick Faldo	24	75-72-76-68	291	52,800.00
Tommy Tolles	25	73-77-74-68	292	51,600.00
Duffy Waldorf	26	74-76-72-71	293	50,400.00
Mark Brooks	T27	73-75-73-74	295	49,500.00
Jeff Maggert	T27	78-76-70-71	295	49,500.00

Championship Summaries

TOUR Championship

1997

David Duval

Houston, TX **October 30-November 2, 1997** **Purse: $4,000,000**
Champions GC **Par/Yards: 36-35—71/7,220**

LEADERS	First Round	Second Round	Third Round
	David Duval ..... 66 (-5)	Scott Hoch ..... 133 (-9)	**David Duval ..... 205 (-8)**
	Jim Furyk ..... 66 (-5)	Jim Furyk ..... 134 (-8)	Brad Faxon ..... 205 (-8)
	Jesper Parnevik ..... 66 (-5)	Mark Calcavecchia ..... 135 (-7)	Bill Glasson ..... 205 (-8)
	Brad Faxon ..... 67 (-4)	**David Duval ..... 135 (-7)**	Davis Love III ..... 205 (-8)
		Brad Faxon ..... 136 (-6)	Mark Calcavecchia ..... 207 (-6)
		Davis Love III ..... 136 (-6)	Jim Furyk ..... 207 (-6)
			Scott Hoch ..... 207 (-6)

CUT: There was no cut; all 30 players completed 72 holes.

PRO-AM: $10,000. Individual—Andrew Magee, 64, $1,000. Team—Scott McCarron, 52, $1,000.

WEATHER: Warm and overcast with little wind Thursday. Partly cloudy and warm with afternoon showers Friday. Mostly sunny Saturday with 15-25 mph winds. Sunny and pleasant Sunday.

Player	Pos.	Score		Official Money
DAVID DUVAL	**1**	**66-69-70-68**	**273**	**$720,000.00**
Jim Furyk	2	66-68-73-67	274	432,000.00
Davis Love III	3	68-68-69-70	275	276,000.00
Mark Calcavecchia	T4	69-66-72-70	277	176,000.00
Bill Glasson	T4	68-69-68-72	277	176,000.00
Brad Faxon	T6	67-69-69-73	278	140,000.00
Jesper Parnevik	T6	66-73-69-70	278	140,000.00
Justin Leonard	T8	70-69-72-68	279	124,000.00
Loren Roberts	T8	72-68-69-70	279	124,000.00
Scott Hoch	T10	68-65-74-73	280	110,800.00
Vijay Singh	T10	70-70-70-70	280	110,800.00
Scott McCarron	T12	69-70-71-71	281	97,600.00
Greg Norman	T12	73-69-69-70	281	97,600.00
Tiger Woods	T12	69-68-75-69	281	97,600.00
Tom Lehman	T15	72-71-68-71	282	86,400.00
Andrew Magee	T15	69-70-70-73	282	$86,400.00
Steve Elkington	T17	70-69-70-75	284	80,000.00
Mark O'Meara	T17	68-74-72-70	284	80,000.00
Paul Stankowski	T17	70-69-72-73	284	80,000.00
John Cook	T20	73-71-70-71	285	76,000.00
Frank Nobilo	T20	70-72-72-71	285	76,000.00
Stuart Appleby	T22	73-70-70-73	286	72,800.00
Phil Mickelson	T22	69-72-73-72	286	72,800.00
Stewart Cink	24	73-72-71-71	287	70,400.00
Steve Jones	25	72-68-70-78	288	68,800.00
Ernie Els	T26	71-71-72-75	289	66,400.00
Lee Janzen	T26	71-75-70-73	289	66,400.00
Nick Price	T26	70-71-73-75	289	66,400.00
Jeff Maggert	29	78-72-71-70	291	64,800.00
Tommy Tolles	30	68-71-77-76	292	64,000.00

TOUR Championship

1998

Hal Sutton

Atlanta, GA **October 29-November 1, 1998** **Purse: $4,000,000**
East Lake GC **Par/Yards: 35-35—70/6,980**

LEADERS	First Round	Second Round	Third Round
	Vijay Singh ..... 63 (-7)	Vijay Singh ..... 133 (-7)	Vijay Singh ..... 203 (-7)
	Billy Mayfair ..... 66 (-4)	Jim Furyk ..... 135 (-5)	Jim Furyk ..... 204 (-6)
	Jim Furyk ..... 67 (-3)	**Hal Sutton ..... 136 (-4)**	**Hal Sutton ..... 204 (-6)**
	Tom Lehman ..... 67 (-3)	Tom Lehman ..... 137 (-3)	Jesper Parnevik ..... 207 (-3)
	Justin Leonard ..... 68 (-2	Fred Couples ..... 140 (E)	Justin Leonard ..... 208 (-2
	Jeff Sluman ..... 68 (-2	Justin Leonard ..... 140 (E)	
	Payne Stewart ..... 69 (-1)	Jesper Parnevik ..... 140 (E)	
	Steve Stricker ..... 69 (-1)	Jeff Sluman ..... 140 (E)	
	Hal Sutton ..... 69 (-1)		

CUT: There was no cut; all 30 players completed 72 holes.

WEATHER: Beautiful all week. Temperatures around 80 with 8-12 mph winds each day.

Player	Pos.	Score		Official Money
HAL SUTTON	**1**	**69-67-68-70**	**274**	**$720,000.00**
Sutton won playoff with birdie-2 on first extra hole.				
Vijay Singh	2	63-70-70-71	274	432,000.00
Jim Furyk	T3	67-68-69-71	275	234,000.00
Jesper Parnevik	T3	70-70-67-68	275	234,000.00
Steve Stricker	T5	69-71-71-69	280	146,666.67
Scott Verplank	T5	70-70-71-69	280	146,666.67
Justin Leonard	T5	68-72-68-72	280	146,666.66
David Duval	T8	75-69-69-68	281	120,533.34
Davis Love III	T8	70-71-70-70	281	120,533.33
Bob Tway	T8	71-70-70-70	281	120,533.33
John Huston	T11	72-72-70-68	282	105,200.00
Jeff Sluman	T11	68-72-71-71	282	105,200.00
Billy Mayfair	T13	66-77-71-69	283	95,200.00
Mark O'Meara	T13	71-70-71-71	283	95,200.00
Tom Lehman	15	67-70-75-72	284	88,000.00
Jeff Maggert	16	73-70-71-71	285	$84,800.00
Phil Mickelson	17	73-74-69-70	286	81,600.00
Glen Day	T18	73-70-69-75	287	79,200.00
Tom Watson	T18	73-71-69-74	287	79,200.00
Tiger Woods	20	75-76-69-69	289	76,800.00
John Cook	T21	73-75-71-71	290	73,600.00
Scott Hoch	T21	73-71-74-72	290	73,600.00
Andrew Magee	T21	73-73-75-69	290	73,600.00
Fred Couples	T24	73-67-75-76	291	68,200.00
Fred Funk	T24	73-68-74-76	291	68,200.00
Lee Janzen	T24	77-72-71-71	291	68,200.00
Payne Stewart	T24	69-72-76-74	291	68,200.00
Bob Estes	28	71-76-74-71	292	65,600.00
Mark Calcavecchia	29	73-73-73-75	294	64,800.00
Nick Price	30	74-76-72-75	297	64,000.00

Championship Summaries

TOUR Championship

1999

Tiger Woods

Houston, TX **October 28-31, 1999** **Purse: $5,000,000**
Champions GC **Par/Yards: 36-35—71/7,220**

LEADERS

First Round	
Davis Love III	64 (-7)
Carlos Franco	65 (-6)
Fred Funk	66 (-5)
Tim Herron	66 (-5)
Duffy Waldorf	66 (-5)
Justin Leonard	67 (-4)
Steve Pate	67 (-4)
Tiger Woods	**67 (-4)**

Second Round	
Davis Love III	133 (-9)
Tiger Woods	**133 (-9)**
Chris Perry	134 (-8)
Fred Funk	136 (-6)
Steve Pate	136 (-6)
Nick Price	136 (-6)

Third Round	
Tiger Woods	**200 (-13)**
Chris Perry	203 (-10)
Brent Geiberger	205 (-8)
Steve Pate	205 (-8)
Davis Love III	206 (-7)
Hal Sutton	206 (-7)
Duffy Waldorf	206 (-7)

CUT: There was no cut; all 29 starters completed 72 holes.

PRO-AM: The pro-am competition was canceled in the wake of Payne Stewart's death on Monday.

WEATHER: Beautiful Thursday, with high temperatures in the low 80s. Periods of heavy rain interspersed with sun on Saturday. The third round was played under lift, clean and place rules. The temperature dropped from 84 degrees to 66 in less than an hour as a cold front moved in. Beautiful early Sunday, turning partly cloudy in the afternoon.[NOTE: There was no play on Friday due to the Payne Stewart memorial service. On Thursday the field played 27 holes, with the rotation of play being back nine, front nine, back nine. On Saturday 27 holes were also played, the rotation was front nine, back nine, front nine. Sunday's final round was 18 holes as scheduled.]

Player	Pos.	Score		Official Money
TIGER WOODS	**1**	**67-66-67-69**	**269**	**$900,000.00**
Davis Love III	2	64-69-73-67	273	540,000.00
Brent Geiberger	3	68-69-68-69	274	345,000.00
Chris Perry	4	70-64-69-72	275	240,000.00
Fred Funk	T5	66-70-71-69	276	177,500.00
John Huston	T5	68-71-69-68	276	177,500.00
Jeff Sluman	T5	69-70-69-68	276	177,500.00
Duffy Waldorf	T5	66-74-66-70	276	177,500.00
Vijay Singh	T9	74-68-70-65	277	142,333.34
Tim Herron	T9	66-72-71-68	277	142,333.33
Hal Sutton	T9	72-70-64-71	277	142,333.33
Justin Leonard	T12	67-73-69-70	279	122,000.00
Steve Pate	T12	67-69-69-74	279	122,000.00
David Toms	T12	73-68-67-71	279	122,000.00
Notah Begay III	T15	70-69-71-70	280	103,200.00
David Duval	T15	70-71-67-72	280	$103,200.00
Carlos Franco	T15	65-72-71-72	280	103,200.00
Jim Furyk	T15	69-72-72-67	280	103,200.00
Tom Lehman	T15	72-67-68-73	280	103,200.00
Jeff Maggert	20	73-72-64-72	281	96,000.00
Phil Mickelson	T21	73-68-70-71	282	91,000.00
Nick Price	T21	70-66-72-74	282	91,000.00
Loren Roberts	T21	73-72-68-69	282	91,000.00
Ted Tryba	T21	70-70-69-73	282	91,000.00
Bob Estes	25	70-70-75-68	283	86,000.00
Stuart Appleby	T26	72-69-70-74	285	83,000.00
Ernie Els	T26	68-71-75-71	285	83,000.00
Mike Weir	T26	76-73-68-68	285	83,000.00
Dennis Paulson	29	72-70-69-76	287	81,000.00

TOUR Championship

2000

Phil Mickelson

Atlanta, GA **November 2-5, 20002** **Purse: $5,000,000**
East Lake GC **Par/Yards: 35-35—70/6,980**

LEADERS

First Round	
Ernie Els	64 (-6)
David Duval	65 (-5)
Steve Flesch	65 (-4)
Davis Love III	66 (-4)
Phil Mickelson	**67 (-3)**

Second Round	
David Duval	133 (-7)
Chris Perry	134 (-6)
Tiger Woods	134 (-6)
Paul Azinger	135 (-5)
Vijay Singh	135 (-5)
Ernie Els	136 (-4)
Phil Mickelson	**136 (-4)**
David Toms	136 (-4)

Third Round	
Vijay Singh	200 (-10)
Tiger Woods	200 (-10)
Phil Mickelson	**201 (-9)**
Ernie Els	204 (-6)
Stuart Appleby	206 (-4)
Nick Price	206 (-4)
David Toms	206 (-4)

CUT: There was no cut; all 29 starters completed 72 holes (Jim Furyk was forced to withdraw prior to the tournament with a wrist injury).

PRO-AM: $10,000. Stuart Appleby, 53, $2,000 each.

WEATHER: Mostly sunny Wednesday, Thursday and Friday, with temperatures reaching the low 80s each day. Cloudy with afternoon drizzle Saturday and temperatures in the high 60s. Foggy Sunday morning and clearing in the afternoon, with temperatures reaching a high of 68.

Player	Pos.	Score		Official Money
PHIL MICKELSON	**1**	**67-69-65-66**	**267**	**$900,000.00**
Tiger Woods	2	68-66-66-69	269	540,000.00
Ernie Els	T3	64-72-68-69	273	261,666.67
Nick Price	T3	70-68-68-67	273	261,666.67
Vijay Singh	T3	69-66-65-73	273	261,666.66
David Duval	6	65-68-74-67	274	180,000.00
Stuart Appleby	7	73-65-68-69	275	170,000.00
Chris Perry	T8	69-65-74-68	276	150,666.67
Kirk Triplett	T8	69-69-70-68	276	150,666.67
Davis Love III	T8	66-71-71-68	276	150,666.66
Mark Calcavecchia	T11	72-67-71-67	277	128,333.34
Paul Azinger	T11	69-66-73-69	277	128,333.33
David Toms	T11	69-67-70-71	277	128,333.33
Scott Verplank	14	71-70-67-70	278	116,000.00
Steve Flesch	15	66-74-71-68	279	110,000.00
Robert Allenby	T16	68-69-70-73	280	$104,000.00
Justin Leonard	T16	69-69-73-69	280	104,000.00
Stewart Cink	T18	73-68-72-68	281	98,000.00
Chris DiMarco	T18	71-72-70-68	281	98,000.00
Tom Lehman	T18	72-72-67-70	281	98,000.00
Mike Weir	21	70-69-71-72	282	94,000.00
Bob May	T22	71-72-70-70	283	91,000.00
Jesper Parnevik	T22	72-67-72-72	283	91,000.00
Carlos Franco	24	75-71-66-72	284	88,000.00
John Huston	T25	72-65-76-72	285	85,000.00
Hal Sutton	T25	70-74-73-68	285	85,000.00
Loren Roberts	27	70-74-73-70	287	83,000.00
Franklin Langham	28	75-70-74-69	288	82,000.00
Notah Begay III	29	76-77-68-75	296	81,000.00

Championship Summaries

THE TOUR Championship presented by Coca-Cola

2001

Mike Weir

Houston, TX **November 1-4, 2001** **Purse: $5,000,000**
Champions GC **Par/Yards: 36-35—71/7,220**

LEADERS	First Round	Second Round	Third Round
	Bernhard Langer 65 (-6)	Scott Verplank 132 (-10)	Scott Verplank 200 (-13)
	Frank Lickliter II 65 (-6)	Bernhard Langer 133 (-9)	David Duval 201 (-12)
	Steve Lowery 67 (-4)	**Mike Weir 134 (-8)**	Ernie Els 202 (-11)
	Scott Verplank 67 (-4)	Mark Calcavecchia 135 (-7)	Bob Estes 202 (-11)
	Brad Faxon 68 (-3)	Justin Leonard 135 (-7)	Sergio Garcia 202 (-11)
	Mike Weir 68 (-3)		Bernhard Langer 202 (-11)
			Kenny Perry 202 (-11)
			Mike Weir 202 (-11)

CUT: There was no cut; all 29 starters completed 72 holes (Phil Mickelson did not commit due to the birth of his second daughter).

PRO-AM: $10,000. Ernie Els, 54, $2,000.

WEATHER: Partly cloudy Thursday, with a high of 83 and winds ranging from 10-20 mph. Partly cloudy Friday, again with a high of 83 degrees. Sunny on Saturday and Sunday; the highs were 81 Saturday and 80 on Sunday.

Player	Pos.	Score		Official Money
MIKE WEIR	**1**	**68-66-68-68**	**270**	**$900,000.00**
Weir won playoff with birdie-3 on first extra hole.				
Ernie Els	T2	69-68-65-68	270	385,000.00
Sergio Garcia	T2	69-67-66-68	270	385,000.00
David Toms	T2	73-66-64-67	270	385,000.00
Kenny Perry	T5	70-67-65-69	271	202,500.00
Scott Verplank	T5	67-65-68-71	271	202,500.00
Bob Estes	T7	71-66-65-70	272	166,666.67
Jim Furyk	T7	70-71-62-69	272	166,666.67
David Duval	T7	69-69-63-71	272	166,666.66
Chris DiMarco	T10	69-68-69-69	275	136,666.67
Joe Durant	T10	73-65-67-70	275	136,666.67
Bernhard Langer	T10	65-68-69-73	275	136,666.66
Stewart Cink	T13	70-70-67-69	276	119,000.00
Tiger Woods	T13	70-67-69-70	276	119,000.00
Tom Lehman	T15	69-68-72-68	277	$108,000.00
Davis Love III	T15	70-72-66-69	277	108,000.00
Vijay Singh	17	70-73-68-67	278	102,000.00
Scott McCarron	18	70-70-70-69	279	100,000.00
Mark Calcavecchia	19	71-64-69-76	280	98,000.00
Frank Lickliter II	T20	65-73-69-74	281	95,000.00
Jeff Sluman	T20	73-70-66-72	281	95,000.00
Robert Allenby	T22	76-67-67-73	283	91,000.00
Justin Leonard	T22	69-66-71-77	283	91,000.00
Steve Stricker	24	74-70-72-68	284	88,000.00
Steve Lowery	25	67-70-73-75	285	86,000.00
Brad Faxon	T26	68-70-70-78	286	83,000.00
Billy Mayfair	T26	72-74-72-68	286	83,000.00
Hal Sutton	T26	70-73-70-73	286	83,000.00
Scott Hoch	29	74-71-70-72	287	81,000.00

THE TOUR Championship presented by Coca-Cola

2002

Vijay Singh

Atlanta, GA **October 31- November 3, 2002** **Purse: $5,000,000**
East Lake GC **Par/Yards: 35-35—70/6,990**

LEADERS	First Round	Second Round	Third Round
	Steve Lowery 65 (-5)	Charles Howell III 135 (-5)	**Vijay Singh 201 (-9)**
	Vijay Singh 65 (-5)	Steve Lowery 136 (-4)	Charles Howell III 204 (-6)
	Charles Howell III 66 (-4)	Len Mattiace 136 (-4)	Phil Mickelson 206 (-4)
	Fred Funk 67 (-3)	**Vijay Singh 136 (-4)**	David Toms 206 (-4)
		David Toms 136 (-4)	Tiger Woods 206 (-4)

CUT: There was no cut; all 30 starters completed 72 holes.

PRO-AM: $10,000. Scott McCarron, Sergio Garcia, 54, $1,800.

WEATHER: Mostly sunny skies on Thursday and Friday with temperatures warming to low 60s and winds NW 10-15 mph. Saturday, partly cloudy with temperatures warming to the upper 50s. Cloudy and chilly with temperatures reaching the mid-50s on Sunday.

Player	Pos.	Score		Official Money
VIJAY SINGH	**1**	**65-71-65-67**	**268**	**$900,000.00**
Charles Howell III	2	66-69-69-66	270	540,000.00
David Toms	3	70-66-70-67	273	345,000.00
Jerry Kelly	4	71-69-67-67	274	240,000.00
Davis Love III	T5	72-70-68-65	275	190,000.00
Phil Mickelson	T5	70-69-67-69	275	190,000.00
Chris DiMarco	T7	70-68-69-69	276	165,000.00
Tiger Woods	T7	71-68-67-70	276	165,000.00
K.J. Choi	T9	71-68-70-68	277	146,000.00
Retief Goosen	T9	69-69-72-67	277	146,000.00
Bob Estes	T11	72-69-73-64	278	131,500.00
Scott McCarron	T11	70-69-69-70	278	131,500.00
Ernie Els	T13	73-69-70-67	279	111,200.00
Steve Lowery	T13	65-71-73-70	279	111,200.00
Shigeki Maruyama	T13	68-73-70-68	279	111,200.00
Rocco Mediate	T13	74-73-68-64	279	$111,200.00
John Rollins	T13	70-71-70-68	279	111,200.00
Jim Furyk	T18	68-73-72-67	280	97,000.00
Justin Leonard	T18	71-73-71-65	280	97,000.00
Len Mattiace	T18	68-68-74-70	280	97,000.00
Kenny Perry	T18	71-69-68-72	280	97,000.00
Robert Allenby	T22	74-69-66-72	281	91,000.00
Nick Price	T22	73-68-68-72	281	91,000.00
Fred Funk	T24	67-71-76-68	282	87,000.00
Jeff Sluman	T24	72-72-68-70	282	87,000.00
Rich Beem	T26	70-72-70-71	283	83,500.00
Chris Riley	T26	72-69-74-68	283	83,500.00
Sergio Garcia	28	71-73-72-69	285	82,000.00
Jose Maria Olazabal	29	74-71-71-71	287	81,000.00
Loren Roberts	30	71-71-77-70	289	80,000.00

Championship Summaries

THE TOUR Championship presented by Coca-Cola

2003

Chad Campbell

Houston, TX **November 6-9, 2003** **Purse: $6,000,000**
Champions GC **Par/Yards: 36-35—71/7,220**

LEADERS	First Round	Second Round	Third Round
	Charles Howell III ..... 67 (-4)	Charles Howell III..... 134 (-8)	**Chad Campbell ..... 200 (-13)**
	Kenny Perry..... 67 (-4)	Fred Funk ..... 135 (-7)	Charles Howell III..... 201 (-12)
	Chris DiMarco ..... 68 (-3)	Retief Goosen ..... 136 (-6)	Retief Goosen ..... 203 (-10)
	Fred Funk ..... 68 (-3)	Chris Riley ..... 137 (-5)	Chris Riley ..... 203 (-10)
	Jerry Kelly ..... 68 (-3)	**Chad Campbell ..... 139 (T8)**	Steve Flesch..... 206 (-7)
	Chad Campbell 70 (T13)		Fred Funk ..... 206 (-7)

CUT: There was no cut; All 31 starters completed 72 holes.

PRO-AM: $10,000. Tiger Woods, 54, 2000.

WEATHER: Cooler temperatures entered the area on Thursday, with a high of 71 and N winds 10-15 mph. On Friday, mostly cloudy and cool, with a high of 66. Winds 8-15 mph out of the N-NE. Overcast and cool on Saturday with a high of 65. Winds N-NE 5-12 mph. Sunday, partly cloudy and cool with a high of 68 degrees. NE winds 5-15 mph.

Player	Pos.	Score		Official Money
CHAD CAMPBELL	**1**	**70-69-61-68**	**268**	**$1,080,000.00**
Charles Howell III	2	67-67-67-70	271	648,000.00
Retief Goosen	3	69-67-67-69	272	414,000.00
Chris Riley	4	69-68-66-70	273	288,000.00
Davis Love III	T5	73-67-67-69	276	228,000.00
Vijay Singh	T5	73-68-67-68	276	228,000.00
Jonathan Kaye	7	69-70-68-70	277	204,000.00
Jim Furyk	8	71-71-67-69	278	192,000.00
Steve Flesch	T9	71-68-67-73	279	163,650.00
Fred Funk	T9	68-67-71-73	279	163,650.00
Kenny Perry	T9	67-73-70-69	279	163,650.00
Scott Verplank	T9	71-71-69-68	279	163,650.00
Robert Allenby	T13	69-73-68-70	280	131,850.00
Briny Baird	T13	69-72-71-68	280	131,850.00
Jerry Kelly	T13	68-74-70-68	280	131,850.00
Bob Tway	T13	72-68-72-68	280	131,850.00
Ernie Els	17	70-69-73-69	281	$120,000.00
Darren Clarke	18	74-68-67-73	282	117,000.00
K.J. Choi	T19	77-68-70-68	283	112,500.00
Mike Weir	T19	72-73-67-71	283	112,500.00
Chris DiMarco	T21	68-70-71-75	284	103,200.00
Brad Faxon	T21	76-71-71-66	284	103,200.00
Justin Leonard	T21	69-69-73-73	284	103,200.00
David Toms	T21	69-69-74-72	284	103,200.00
Kirk Triplett	T21	70-71-72-71	284	103,200.00
Tiger Woods	26	70-70-71-74	285	96,000.00
Stuart Appleby	27	71-76-69-70	286	94,800.00
J.L. Lewis	28	75-68-71-74	288	93,600.00
Jay Haas	29	77-71-70-71	289	92,400.00
Nick Price	30	73-69-75-76	293	91,200.00
Tim Herron	31	79-69-74-77	299	90,000.00

THE TOUR Championship presented by Coca-Cola

2004

Retief Goosen

Atlanta, GA **November 4-7, 2004** **Purse: $6,000,000**
East Lake GC **Par/Yards: 35-35—70/7,141**

LEADERS	First Round	Second Round	Third Round
	Darren Clarke ..... 67 (-3)	Jay Haas..... 133 (-7)	Jay Haas..... 201 (-9)
	Jay Haas ..... 67 (-3)	Stephen Ames ..... 135 (-5)	Tiger Woods ..... 201 (-9)
	Jerry Kelly ..... 67 (-3)	**Retief Goosen..... 136 (-4)**	Stephen Ames ..... 205 (-5)
	Zach Johnson ..... 68 (-2)	Tiger Woods..... 136 (-4)	**Retief Goosen..... 205 (-5)**
	David Toms ..... 68 (-2)	Jerry Kelly ..... 138 (-2)	Mike Weir ..... 205 (-5)
	Retief Goosen 70 (T14)	Mike Weir ..... 138 (-2)	Mark Hensby..... 208 (-2)

CUT: There was no cut; 29 of the 31 starters completed 72 holes.

PRO-AM: $10,000. Kenny Perry, Fred Funk, Chad Campbell, Darren Clarke, 56, $1,550.

WEATHER: Heavy rain early in the week. More than one inch fell prior to start of play on Thursday. Partly cloudy with temperatures reaching 66 degrees. Winds W 15-20 mph. Friday, sunny skies and cooler temperatures reaching a high of 62 degrees. N-NW winds up to 20 mph. Saturday, sunny skies and warmer temperatures in the afternoon with a high of 68 degrees. NW winds 10-15 mph. Sunday, sunny and warm with a high of 70. W winds 10-15 mph.

Player	Pos.	Score		Official Money
RETIEF GOOSEN	**1**	**70-66-69-64**	**269**	**$1,080,000.00**
Tiger Woods	2	72-64-65-72	273	648,000.00
Jerry Kelly	3	67-71-71-65	274	414,000.00
Stephen Ames	T4	69-66-70-70	275	248,000.00
Mark Hensby	T4	69-70-69-67	275	248,000.00
Mike Weir	T4	69-69-67-70	275	248,000.00
Jay Haas	T7	67-66-68-75	276	198,000.00
Scott Verplank	T7	74-67-68-67	276	198,000.00
Vijay Singh	9	69-73-70-65	277	180,000.00
Ernie Els	T10	72-71-68-67	278	158,200.00
Rory Sabbatini	T10	71-68-71-68	278	158,200.00
David Toms	T10	68-73-70-67	278	158,200.00
Zach Johnson	13	68-71-71-69	279	141,600.00
Padraig Harrington	14	69-75-68-68	280	134,400.00
Stuart Appleby	T15	69-72-71-69	281	123,800.00
Darren Clarke	T15	67-73-70-71	281	$123,800.00
Sergio Garcia	T15	71-70-69-71	281	123,800.00
John Daly	18	69-72-71-70	282	117,000.00
Shigeki Maruyama	T19	73-76-67-68	284	112,500.00
Phil Mickelson	T19	71-72-67-74	284	112,500.00
Stewart Cink	T21	70-73-71-71	285	105,600.00
Steve Flesch	T21	69-78-67-71	285	105,600.00
Adam Scott	T21	75-71-69-70	285	105,600.00
Chris DiMarco	T24	72-71-70-73	286	98,400.00
Carlos Franco	T24	72-68-78-68	286	98,400.00
Fred Funk	T24	73-70-75-68	286	98,400.00
K.J. Choi	27	73-73-72-70	288	94,800.00
Todd Hamilton	28	72-72-76-70	290	93,600.00
Kenny Perry	29	76-72-70-73	291	92,400.00

Championship Summaries

THE TOUR Championship presented by Coca-Cola

2005

Bart Bryant

Atlanta, GA **November 3-6, 2005** **Purse: $6,500,000**
East Lake GC **Par/Yards: 35-35—70/7,154**

LEADERS	First Round	Second Round	Third Round
	Bart Bryant..... 62 (-8)	**Bart Bryant.....130 (-10)**	**Bart Bryant.....196 (-14)**
	Retief Goosen .....64 (-6)	Retief Goosen .....130 (-10)	Retief Goosen .....199 (-11)
	Kenny Perry.....65 (-5)	Ben Crane.....133 (-7)	Tiger Woods.....200 (-10)
	Sergio Garcia .....66 (-4)	Scott Verplank.....133 (-7)	Scott Verplank .....202 (-8)
	Tiger Woods.....66 (-4)	Tiger Woods.....133 (-7)	Davis Love III .....204 (-6)

CUT: There was no cut; 29 of the 29 starters completed 72 holes.

PRO-AM: $10,000. Charles Howell III, 56, $2,000.

WEATHER: Mostly sunny with a high of 74 degrees on Thursday. Winds E-SE 5-8 mph. Friday, high of 75 with SSW winds 5-8 mph. Saturday, high of 76 with S-SW winds 5-8 mph. Sunday, partly cloudy with isolated showers around noon. Winds 75 degrees with winds 10-15 mph.

Player	Pos.	Score		Official Money
BART BRYANT	**1**	**62-68-66-67**	**263**	**$1,170,000.00**
Tiger Woods	2	66-67-67-69	269	715,000.00
Scott Verplank	3	67-66-69-69	271	461,500.00
Vijay Singh	T4	69-69-68-67	273	283,833.34
Retief Goosen	T4	64-66-69-74	273	283,833.33
Davis Love III	T4	68-71-65-69	273	283,833.33
Stuart Appleby	T7	70-65-71-68	274	209,625.00
Ben Crane	T7	68-65-72-69	274	209,625.00
Padraig Harrington	T7	71-66-68-69	274	209,625.00
Adam Scott	T7	73-69-65-67	274	209,625.00
Mark Calcavecchia	11	72-69-68-66	275	176,800.00
Sean O'Hair	12	73-73-64-66	276	167,700.00
Jim Furyk	13	70-70-67-70	277	158,600.00
Olin Browne	T14	70-67-71-70	278	143,866.67
Tim Herron	T14	73-68-71-66	278	143,866.67
Luke Donald	T14	70-67-70-71	278	$143,866.66
Chad Campbell	T17	72-68-70-69	279	130,000.00
Chris DiMarco	T17	69-72-67-71	279	130,000.00
Ted Purdy	T17	71-69-69-70	279	130,000.00
Sergio Garcia	T20	66-72-71-72	281	123,500.00
Kenny Perry	T20	65-73-71-72	281	123,500.00
Tim Clark	T22	67-67-72-76	282	118,300.00
David Toms	T22	72-72-68-70	282	118,300.00
Fred Funk	T24	71-72-70-70	283	111,800.00
Charles Howell III	T24	67-68-70-78	283	111,800.00
Billy Mayfair	T24	72-69-71-71	283	111,800.00
Brandt Jobe	27	73-71-70-70	284	107,900.00
Justin Leonard	28	70-74-71-72	287	106,600.00
Lucas Glover	29	72-70-73-74	289	105,300.00

THE TOUR Championship presented by Coca-Cola

2006

Adam Scott

Atlanta, GA **November 2-5, 2006** **Purse: $6,500,000**
East Lake GC **Par/Yards: 35-35—70/7,154**

LEADERS	First Round	Second Round	Third Round
	Joe Durant .....68 (-2)	Joe Durant .....136 (-4)	**Adam Scott ..... 203 (-7)**
	Retief Goosen.....68 (-2)	**Adam Scott ..... 136 (-4)**	Joe Durant .....206 (-4)
	Stuart Appleby.....69 (-1)	Stuart Appleby .....139 (-1)	Vijay Singh .....206 (-4)
	Stewart Cink .....69 (-1)	Retief Goosen .....139 (-1)	Jim Furyk .....207 (-3)
	Jim Furyk.....69 (-1)	Trevor Immelman .....139 (-1)	Retief Goosen.....207 (-3)
	Tom Pernice, Jr.....69 (-1)	Brett Quigley .....139 (-1)	
	Adam Scott ..... 69 (-1)		
	Vijay Singh .....69 (-1)		

CUT: There was no cut; all 27 professionals completed 72 holes.

PRO-AM: $10,000. Retief Goosen, 54, $2,000.

WEATHER: Thursday: Sunny and cool with NW winds 10-15 mph and gusts up to 25. High temperature was 56 degrees. Friday: Sunny and cooler in the early morning with a high of 56. Winds NE 10-15 mph with gusts up to 25 mph. Saturday: Mostly sunny with a high of 56. Winds E 8-12 mph. Sunday: Mostly sunny and a high of 58. Winds E 8-10 mph.

Player	Pos.	Score		Official Money
ADAM SCOTT	**1**	**69-67-67-66**	**269**	**$1,170,000.00**
Jim Furyk	2	69-71-67-65	272	730,000.00
Joe Durant	3	68-68-70-67	273	480,000.00
Retief Goosen	4	68-71-68-67	274	345,000.00
Luke Donald	T5	73-67-69-68	277	266,000.00
Trevor Immelman	T5	73-66-69-69	277	266,000.00
Tom Pernice, Jr.	T5	69-72-67-69	277	266,000.00
Lucas Glover	T8	73-71-66-68	278	215,000.01
Vijay Singh	T8	69-72-65-72	278	215,000.00
Stuart Appleby	T10	69-70-72-70	281	182,800.00
Ernie Els	T10	71-72-66-72	281	182,800.00
J.J. Henry	T12	71-73-69-69	282	163,150.00
Brett Quigley	T12	71-68-73-70	282	163,150.00
Rod Pampling	T14	73-71-73-66	283	146,900.00
David Toms	T14	74-71-71-67	283	$146,900.00
Zach Johnson	16	71-69-71-73	284	137,800.00
Arron Oberholser	17	71-70-72-72	285	132,600.00
Carl Pettersson	18	77-70-71-69	287	130,000.00
Geoff Ogilvy	T19	74-72-71-71	288	126,100.00
Dean Wilson	T19	75-72-71-70	288	126,100.00
Ben Curtis	21	73-77-66-73	289	122,200.00
Rory Sabbatini	T22	74-75-71-70	290	118,300.00
Brett Wetterich	T22	75-74-69-72	290	118,300.00
Chad Campbell	24	73-74-74-70	291	114,400.00
Stewart Cink	25	69-75-75-73	292	111,800.00
K.J. Choi	26	72-78-72-72	294	109,200.00
Davis Love III	27	82-71-71-73	297	107,900.00

Championship Summaries

TOUR Championship presented by Coca-Cola

2007

Tiger Woods

Atlanta, GA **September 13-16, 2007** **FedExCup Points: 50,000** **Purse: $7,000,000**
East Lake GC **Par/Yards: 35-35—70/7,154**

LEADERS

First Round	
Tim Clark	62 (-8)
Padraig Harrington	63 (-7)
Tiger Woods	64 (-6)
John Rollins	64 (-6)
Hunter Mahan	65 (-5)
Woody Austin	65 (-5)
Mark Calcavecchia	65 (-5)
Adam Scott	65 (-5)

Second Round	
Tiger Woods	127 (-13)
Woody Austin	130 (-10)
Tim Clark	131 (-9)
Mark Calcavecchia	131 (-9)
Adam Scott	131 (-9)
Sergio Garcia	132 (-8)
K.J. Choi	132 (-8)

Third Round	
Tiger Woods	191 (-19)
Mark Calcavecchia	194 (-16)
Sergio Garcia	196 (-14)
Zach Johnson	197 (-13)
Hunter Mahan	198 (-12)
Woody Austin	199 (-11)

CUT: No cut. All 30 professionals completed 72 holes.

WEATHER: Thursday: Cloudy and warm with a high of 85 degrees. Play was delayed from 2:17-5:20 p.m. due to heavy rains (0.54 inches) and thunderstorms in the area. Winds S-SE 5-10 mph. Play was suspended for the day due to darkness at 7:09 p.m. Friday: Light rain overnight (.10 inches). Play for the 20 players yet to finish the first round began at 8 a.m. Second-round tee times ran from 9-11:20 a.m. Overcast with a brief downpour in the afternoon. Temperatures in the mid-70s with S-SW winds 4-8 mph. Saturday: Mostly sunny. High 81. Winds: N-NW 10-15 mph. Sunday: Partly cloudy with a high of 78. Winds E 5-10 mph.

Player	Pos.	Score		Official Money
TIGER WOODS	**1**	**64-63-64-66**	**257**	**$1,260,000.00**
Mark Calcavecchia	T2	65-66-63-71	265	619,500.00
Zach Johnson	T2	71-66-60-68	265	619,500.00
Sergio Garcia	4	68-64-64-70	266	336,000.00
Hunter Mahan	T5	65-68-65-71	269	266,000.00
Scott Verplank	T5	66-68-67-68	269	266,000.00
Tim Clark	T7	62-69-70-69	270	231,000.00
Vijay Singh	T7	68-68-65-69	270	231,000.00
Rory Sabbatini	T9	68-68-67-68	271	204,400.00
Camilo Villegas	T9	67-68-70-66	271	204,400.00
Robert Allenby	T11	68-71-68-66	273	167,300.00
Woody Austin	T11	65-65-69-74	273	167,300.00
Stewart Cink	T11	67-66-71-69	273	167,300.00
Jim Furyk	T11	71-69-67-66	273	167,300.00
Padraig Harrington	T11	63-70-67-73	273	167,300.00
Justin Rose	T11	69-71-66-67	273	$167,300.00
Geoff Ogilvy	T17	68-70-62-74	274	140,000.00
Heath Slocum	T17	71-64-69-70	274	140,000.00
Steve Stricker	T17	69-67-71-67	274	140,000.00
Phil Mickelson	20	68-66-70-71	275	134,400.00
K.J. Choi	T21	67-65-75-69	276	130,200.00
Boo Weekley	T21	70-67-68-71	276	130,200.00
Jonathan Byrd	23	71-70-65-71	277	126,000.00
Aaron Baddeley	24	69-70-68-71	278	123,200.00
John Rollins	25	64-69-73-73	279	120,400.00
Ernie Els	T26	69-69-73-69	280	116,900.00
Adam Scott	T26	65-66-71-78	280	116,900.00
Charles Howell III	28	68-71-68-74	281	114,800.00
Brandt Snedeker	T29	71-72-68-71	282	112,700.00
Brett Wetterich	T29	68-69-70-75	282	112,700.00

TOUR Championship presented by Coca-Cola

2008

Camilo Villegas

Atlanta, GA **September 25-28, 2008** **FedExCup Points: 110,000** **Purse: $7,000,000**
East Lake GC **Par/Yards: 35-35—70/7,304**

LEADERS

First Round	
Anthony Kim	64 (-6)
Ernie Els	68 (-2)
Trevor Immelman	68 (-2)
Phil Mickelson	68 (-2)
K.J. Choi	69 (-1)
Camilo Villegas	72 (T12)

Second Round	
Anthony Kim	133 (-7)
Sergio Garcia	135 (-5)
Phil Mickelson	136 (-4)
Camilo Villegas	138 (-2)
K.J. Choi	139 (-1)
Mike Weir	139 (-1)

Third Round	
Sergio Garcia	202 (-8)
Phil Mickelson	205 (-5)
Anthony Kim	205 (-5)
Camilo Villegas	207 (-3)
Ben Curtis	208 (-2)
Robert Allenby	208 (-2)

CUT: No cut. All 30 players completed 72 holes.

WEATHER: Thursday: Sunny and breezy with a high temperature of 82 degrees and winds N-NE at 10-20 mph with higher gusts. Friday: Partly cloudy with a high of 81 and winds NW at 10-15 mph with gusts up to 20 mph. Saturday: Partly cloudy with a high of 75 and winds NW at 5-10 mph. Sunday: Partly cloudy and warm with a high of 83 and winds NW at 5-10 mph.

Player	Pos.	Score		Official Money
CAMILO VILLEGAS	**1**	**72-66-69-66**	**273**	**$1,260,000.00**
Sergio Garcia	2	70-65-67-71	273	756,000.00
Anthony Kim	T3	64-69-72-69	274	409,500.00
Phil Mickelson	T3	68-68-69-69	274	409,500.00
Ben Curtis	5	71-69-68-70	278	280,000.00
Ernie Els	T6	68-73-70-69	280	238,000.00
Jim Furyk	T6	72-70-69-69	280	238,000.00
Mike Weir	T6	70-69-71-70	280	238,000.00
K.J. Choi	9	69-70-70-72	281	210,000.00
Stuart Appleby	T10	72-71-70-69	282	180,040.00
Dudley Hart	T10	73-69-71-69	282	180,040.00
Trevor Immelman	T10	68-73-71-70	282	180,040.00
Justin Leonard	T10	73-69-73-67	282	180,040.00
Billy Mayfair	T10	72-71-69-70	282	180,040.00
Kevin Sutherland	15	71-71-69-72	283	154,000.00
Robert Allenby	16	75-66-67-76	284	$148,400.00
Ken Duke	T17	77-69-69-71	286	138,600.00
Ryuji Imada	T17	75-72-71-68	286	138,600.00
Hunter Mahan	T17	74-75-68-69	286	138,600.00
D.J. Trahan	T17	71-72-71-72	286	138,600.00
Carl Pettersson	21	76-72-71-68	287	131,600.00
Chad Campbell	T22	72-73-75-69	289	127,400.00
Vijay Singh	T22	73-74-72-70	289	127,400.00
Stewart Cink	T24	75-73-73-69	290	120,400.00
Kenny Perry	T24	76-75-67-72	290	120,400.00
Steve Stricker	T24	74-74-70-72	290	120,400.00
Briny Baird	T27	74-71-70-76	291	115,500.00
Andres Romero	T27	73-68-78-72	291	115,500.00
Tim Clark	29	78-74-71-69	292	113,400.00
Bubba Watson	30	71-74-74-76	295	112,000.00

Championship Summaries

TOUR Championship presented by Coca-Cola

2009

Phil Mickelson

Atlanta, GA **September 24-27, 2009** **FedExCup Points: 2,500 (1st)** **Purse: $7,500,000**
East Lake GC **Par/Yards: 35-35—70/7,304**

LEADERS

First Round	
Sean O'Hair	66 (-4)
Stewart Cink	67 (-3)
Padraig Harrington	67 (-3)
Tiger Woods	67 (-3)
Lucas Glover	68 (-2)
Steve Marino	69 (-1)
Retief Goosen	69 (-1)
Dustin Johnson	69 (-1)
Phil Mickelson	**73 (T26)**

Second Round	
Tiger Woods	135 (-5)
Padraig Harrington	136 (-4)
Sean O'Hair	136 (-4)
Ernie Els	137 (-3)
Kenny Perry	138 (-2)
Jerry Kelly	138 (-2)
Phil Mickelson	**140 (T12)**

Third Round	
Kenny Perry	202 (-8)
Tiger Woods	204 (-6)
Phil Mickelson	**206 (-4)**
Sean O'Hair	206 (-4)
Padraig Harrington	207 (-3)
Steve Marino	207 (-3)
Steve Stricker	208 (-2)
Ernie Els	208 (-2)

CUT: A field of 30 professionals with no cut.

WEATHER: Thursday: Partly cloudy and warm. Winds E-SE 4-8 mph. High of 85. Friday: Partly cloudy, hot and humid. Winds light and variable becoming W 4-8 mph. High of 87. Saturday: Mostly cloudy and humid. Tee times were moved up to 8 a.m. to avoid strong showers and thunderstorms, which hit the course around 3 p.m. (45 minutes after the conclusion of play). Winds E-NE 5-10 mph. High of 78. Sunday: Partly cloudy and less humid. Winds W-NW 10-15 gusting to 20 mph. High of 79.

Player	Pos.	Score	FedExCup Pts	Money
PHIL MICKELSON	**1**	**73-67-66-65 271**	**2,500.00**	**$1,350,000.00**
Tiger Woods	2	67-68-69-70 274	1,500.00	810,000.00
Sean O'Hair	3	66-70-70-69 275	1,000.00	517,500.00
Padraig Harrington	T4	67-69-71-69 276	650.00	330,000.00
Kenny Perry	T4	72-66-64-74 276	650.00	330,000.00
Steve Stricker	6	70-72-66-69 277	500.00	270,000.00
Jim Furyk	T7	72-68-71-67 278	437.50	247,500.00
Steve Marino	T7	69-71-67-71 278	437.50	247,500.00
Ernie Els	9	71-66-71-71 279	400.00	225,000.00
Lucas Glover	T10	68-71-72-69 280	350.00	202,500.00
Jerry Kelly	T10	71-67-71-71 280	350.00	202,500.00
John Senden	T10	70-70-69-71 280	350.00	202,500.00
Angel Cabrera	T13	72-67-70-72 281	288.33	174,000.00
David Toms	T13	74-66-70-71 281	288.33	174,000.00
Nick Watney	T13	70-69-71-71 281	288.33	174,000.00
Zach Johnson	T16	70-72-73-67 282	272.50	$156,000.00
Geoff Ogilvy	T16	75-73-64-70 282	272.50	156,000.00
Y.E. Yang	18	71-75-66-71 283	265.00	150,000.00
Stewart Cink	T19	67-72-70-75 284	255.00	144,000.00
Jason Dufner	T19	71-68-73-72 284	255.00	144,000.00
Heath Slocum	T19	73-68-71-72 284	255.00	144,000.00
Scott Verplank	22	70-71-74-70 285	245.00	138,000.00
Retief Goosen	23	69-72-72-73 286	240.00	135,000.00
Hunter Mahan	24	71-73-72-71 287	235.00	132,000.00
Luke Donald	T25	70-71-78-69 288	227.50	127,500.00
Mike Weir	T25	72-72-70-74 288	227.50	127,500.00
Dustin Johnson	27	69-74-73-73 289	220.00	124,500.00
Brian Gay	T28	72-72-76-72 292	212.50	122,250.00
Marc Leishman	T28	70-74-70-78 292	212.50	122,250.00
Kevin Na	30	73-70-75-75 293	205.00	120,000.00

TOUR Championship presented by Coca-Cola

2010

Jim Furyk

Atlanta, GA **September 23-26, 2010** **FedExCup Points: 2,500 (1st)** **Purse: $7,500,000**
East Lake GC **Par/Yards: 35-35—70/7,304**

LEADERS

First Round	
Paul Casey	66 (-4)
Luke Donald	66 (-4)
Geoff Ogilvy	66 (-4)
Jim Furyk	**67 (-3)**
K.J. Choi	68 (-2)

Second Round	
Luke Donald	132 (-8)
Jim Furyk	**132 (-8)**
Geoff Ogilvy	133 (-7)
K.J. Choi	136 (-4)
Paul Casey	137 (-3)
Retief Goosen	137 (-3)
Kevin Na	137 (-3)

Third Round	
Jim Furyk	**202 (-8)**
Luke Donald	203 (-7)
Retief Goosen	203 (-7)
Geoff Ogilvy	205 (-5)
Paul Casey	206 (-4)
Kevin Na	206 (-4)

CUT: No cut. All 30 players completed 72 holes.

WEATHER: Thursday: Partly cloudy. High of 91. Winds SE at 6-12 mph. Friday: Partly cloudy. High of 89. Winds SSE at 4-8 mph. Saturday: Partly cloudy. High of 89. Winds variable at 4-8 mph. Sunday: Due to a forecast of thunderstorms, tee times were moved, starting at 9 a.m. Heavy rain and thunderstorms forced a suspension of play at 1:10 p.m. Play resumed at 3:01 p.m. Partly cloudy and cooler. High of 74. Winds variable at 4-8 mph.

Player	Pos.	Score	FedExCup Pts	Money
JIM FURYK	**1**	**67-65-70-70 272**	**2,500.00**	**$1,350,000.00**
Luke Donald	2	66-66-71-70 273	1,500.00	810,000.00
Retief Goosen	3	71-66-66-71 274	1,000.00	517,500.00
Paul Casey	T4	66-71-69-69 275	650.00	330,000.00
Nick Watney	T4	71-74-63-67 275	650.00	330,000.00
Charley Hoffman	6	71-67-69-70 277	500.00	270,000.00
K.J. Choi	T7	68-68-74-68 278	437.50	247,500.00
Ernie Els	T7	71-71-71-65 278	437.50	247,500.00
Zach Johnson	T9	74-72-66-67 279	362.50	208,125.00
Ryan Moore	T9	70-72-68-69 279	362.50	208,125.00
Kevin Streelman	T9	70-70-69-70 279	362.50	208,125.00
Camilo Villegas	T9	73-69-68-69 279	362.50	208,125.00
Tim Clark	T13	70-73-70-67 280	292.50	178,500.00
Geoff Ogilvy	T13	66-67-72-75 280	292.50	178,500.00
Hunter Mahan	T15	69-71-73-68 281	277.50	162,000.00
Justin Rose	T15	74-68-72-67 281	277.50	$162,000.00
Robert Allenby	T17	71-70-71-70 282	260.00	147,000.00
Ben Crane	T17	71-69-76-66 282	260.00	147,000.00
Jason Day	T17	69-69-71-73 282	260.00	147,000.00
Kevin Na	T17	69-68-69-76 282	260.00	147,000.00
Bubba Watson	T17	75-69-67-71 282	260.00	147,000.00
Dustin Johnson	T22	73-71-73-66 283	242.50	136,500.00
Phil Mickelson	T22	69-72-68-74 283	242.50	136,500.00
Bo Van Pelt	24	74-69-69-72 284	235.00	132,000.00
Matt Kuchar	T25	72-70-72-71 285	227.50	127,500.00
Steve Stricker	T25	74-68-68-75 285	227.50	127,500.00
Adam Scott	27	74-71-69-74 288	220.00	124,500.00
Ryan Palmer	28	74-72-73-70 289	215.00	123,000.00
Jeff Overton	29	75-70-73-73 291	210.00	121,500.00
Martin Laird	30	75-73-74-73 295	205.00	120,000.0

Championship Summaries

TOUR Championship by Coca-Cola

2011

Bill Haas

Atlanta, GA **September 19-25, 2011** **FedExCup Points: 2,500 (1st)** **Purse: $8,000,000**
East Lake GC **Par/Yards: 35-35—70/7,319**

LEADERS	First Round	Second Round	Third Round
	Keegan Bradley 64 (-6)	Adam Scott 132 (-8)	Aaron Baddeley 201 (-9)
	Luke Donald 66 (-4)	K.J. Choi 133 (-7)	Hunter Mahan 201 (-9)
	Jason Dufner 66 (-4)	Jason Day 134 (-6)	K.J. Choi 203 (-7)
	Chez Reavie 66 (-4)	Luke Donald 134 (-6)	Jason Day 203 (-7)
	Jason Day 67 (-3)	Keegan Bradley 135 (-5)	Luke Donald 204 (-6)
	Charles Howell III 67 (-3)	**Bill Haas 135 (-5)**	**Bill Haas 204 (-6)**
	Matt Kuchar 67 (-3)	Hunter Mahan 135 (-5)	
	Hunter Mahan 67 (-3)	Bubba Watson 135 (-5)	
	Adam Scott 67 (-3)		
	Bill Haas 68 (-2)		

CUT: No cut. All 30 players completed 72 holes.

WEATHER: Thursday: Mostly cloudy with afternoon showers. The first round was suspended at 5:23 p.m. with four players remaining on the golf course due to lightning in the area. Play resumed at 5:55 p.m. High of 80. Winds SSE 5-10 mph. Friday: Mixture of sun and clouds. High of 80. Winds WNW 10-15 mph. Saturday: Mostly sunny with temperatures in the high 70s in the morning reaching the low 80s in the afternoon. Sunday: Mixture of sun and clouds. High of 85. Winds SSE 5-10 mph.

Player	Pos.	Score	FedExCup Pts	Money
BILL HAAS	**1**	**68-67-69-68272**	**2,500.00**	**$1,440,000.00**
Hunter Mahan	2	67-68-66-71272	1,500.00	864,000.00
K.J. Choi	T3	68-65-70-70273	766.66	418,666.67
Luke Donald	T3	66-68-70-69273	766.66	418,666.67
Aaron Baddeley	T3	68-69-64-72273	766.66	418,666.66
Jason Day	T6	67-67-69-71274	458.33	272,000.00
Charles Howell III	T6	67-71-68-68274	458.33	272,000.00
Adam Scott	T6	67-65-74-68274	458.33	272,000.00
Bo Van Pelt	9	71-70-66-68275	400.00	240,000.00
Phil Mickelson	10	68-70-67-71276	375.00	227,200.00
Keegan Bradley	T11	64-71-72-70277	337.50	210,400.00
Geoff Ogilvy	T11	69-68-72-68277	337.50	210,400.00
Jason Dufner	T13	66-70-73-69278	292.50	190,400.00
Gary Woodland	T13	72-68-72-66278	292.50	190,400.00
Steve Stricker	15	68-70-69-72279	280.00	176,000.00
Fredrik Jacobson	T16	70-67-68-75280	267.50	$162,400.00
Vijay Singh	T16	74-67-70-69280	267.50	162,400.00
Brandt Snedeker	T16	68-69-74-69280	267.50	162,400.00
David Toms	T16	73-65-73-69280	267.50	162,400.00
Matt Kuchar	T20	67-70-71-73281	252.50	152,000.00
Justin Rose	T20	69-75-70-67281	252.50	152,000.00
Webb Simpson	22	69-70-70-73282	245.00	147,200.00
Dustin Johnson	T23	70-73-70-70283	237.50	142,400.00
Bubba Watson	T23	71-64-79-69283	237.50	142,400.00
John Senden	25	73-71-69-71284	230.00	137,600.00
Chez Reavie	T26	66-77-68-74285	220.00	132,800.00
Nick Watney	T26	72-67-72-74285	220.00	132,800.00
Mark Wilson	T26	72-70-74-69285	220.00	132,800.00
Y.E. Yang	29	72-70-75-72289	210.00	129,600.00
Jonathan Byrd	30	70-74-73-75292	205.00	128,000.00

TOUR Championship by Coca-Cola

2012

Brandt Snedeker

Atlanta, GA **September 20-23, 2012** **FedExCup Points: 2,500 (1st)** **Purse: $8,000,000**
East Lake GC **Par/Yards: 35-35—70/7,319**

LEADERS	First Round	Second Round	Third Round
	Justin Rose 66 (-4)	Jim Furyk 133 (-7)	Justin Rose 202 (-8)
	Tiger Woods 66 (-4)	Justin Rose 134 (-6)	**Brandt Snedeker 202 (-8)**
	Matt Kuchar 67 (-3)	Bo Van Pelt 135 (-5)	Ryan Moore 204 (-6)
	Scott Piercy 67 (-3)	Bubba Watson 135 (-5)	Jim Furyk 205 (-5)
	Steve Stricker 67 (-3)	Dustin Johnson 136 (-4)	Rory McIlroy 205 (-5)
	Bo Van Pelt 67 (-3)	Matt Kuchar 136 (-4)	Bubba Watson 205 (-5)
	Brandt Snedeker 68 (-2)	**Brandt Snedeke 138 (-2)**	

CUT: No cut. All 30 players completed 72 holes.

WEATHER: Thursday: Mostly sunny, with some clouds early in theday. High of 80. Winds W at 5-10 mph. Friday: Partly cloudy. Highof 83. Winds SW at 8-12 mph. Saturday: Partly cloudy and breezy. Temperatures in the mid 80s. Winds W at 10-15 mph. Sunday: Sunny.Temperatures in the mid 70s. Winds NW at 10-15 mph, gusting to 20 mph.

Player	Pos.	Score	FedExCup Pts	Money
BRANDT SNEDEKER	**1**	**68-70-64-68270**	**2,500.00**	**$1,440,000.00**
Justin Rose	2	66-68-68-71 273	1,500.00	864,000.00
Luke Donald	T3	71-69-67-67 274	875.00	468,000.00
Ryan Moore	T3	69-70-65-70 274	875.00	468,000.00
Webb Simpson	T5	71-68-70-66 275	525.00	304,000.00
Bubba Watson	T5	69-66-70-70 275	525.00	304,000.00
Jim Furyk	7	69-64-72-72 277	450.00	272,000.00
Hunter Mahan	T8	68-73-71-66 278	412.50	248,000.00
Tiger Woods	T8	66-73-67-72 278	412.50	248,000.00
Robert Garrigus	T10	68-69-69-73 279	327.00	205,760.00
Dustin Johnson	T10	69-67-73-70 279	327.00	205,760.00
Matt Kuchar	T10	67-69-70-73 279	327.00	205,760.00
Rory McIlroy	T10	69-68-68-74 279	327.00	205,760.00
Bo Van Pelt	T10	67-68-71-73 279	327.00	205,760.00
Sergio Garcia	T15	69-73-71-68 281	272.50	167,200.00
Zach Johnson	T15	68-69-70-74 281	272.50	$167,200.00
Phil Mickelson	T15	69-71-72-69 281	272.50	167,200.00
Scott Piercy	T15	67-73-71-70 281	272.50	167,200.00
Adam Scott	19	68-73-70-72 283	260.00	156,800.00
Jason Dufner	T20	70-70-71-73 284	252.50	152,000.00
Carl Pettersson	T20	71-67-75-71 284	252.50	152,000.00
Steve Stricker	22	67-73-73-73 286	245.00	147,200.00
Keegan Bradley	T23	70-73-70-74 287	235.00	140,800.00
Rickie Fowler	T23	71-68-72-76 287	235.00	140,800.00
Louis Oosthuizen	T23	70-71-69-77 287	235.00	140,800.00
John Senden	26	72-68-73-75 288	225.00	134,400.00
Ernie Els	27	72-75-71-71 289	220.00	132,800.00
Nick Watney	28	75-74-70-74 293	215.00	131,200.00
John Huh	29	74-70-73-77 294	210.00	129,600.00
Lee Westwood	30	72-73-76-74 295	205.00	128,000.00

Championship Summaries

TOUR Championship by Coca-Cola

2013

Henrik Stenson

Atlanta, GA **September 16-20, 2013** **FedExCup Points: 2,500 (1st)** **Purse: $8,000,000**
East Lake GC **Par/Yards: 35-35—70/7,307**

LEADERS	First Round	Second Round	Third Round
	Henrik Stenson ..... 64 (-6)	**Henrik Stenson .....130 (-10)**	**Henrik Stenson .....199 (-11)**
	Adam Scott .....65 (-5)	Adam Scott .....134 (-6)	Dustin Johnson.....203 (-7)
	Billy Horschel .....66 (-4)	Jordan Spieth.....135 (-5)	Steve Stricker.....205 (-5)
	Steve Stricker.....66 (-4)	Billy Horschel .....136 (-4)	Billy Horschel .....206 (-4)
	Roberto Castro .....67 (-3)	Dustin Johnson.....136 (-4)	Zach Johnson.....206 (-4)
		Justin Rose .....136 (-4)	Justin Rose .....206 (-4)
			Jordan Spieth.....206 (-4)

CUT: No cut. All 30 players completed 72 holes.

WEATHER: **Thursday:** Mostly sunny. High of 82. Winds E at 5-10 mph shifting to SE. **Friday:** Partly cloudy and warmer. High of 86. Winds light and variable. **Saturday:** Rain beginning at 10:30 a.m. and continuing throughout the end of the round. High of 73. Winds S at 4-8 mph. Due to inclement weather, officials moved the first tee time to 7:30 a.m. (from 9:05 a.m.) and players teed off in threesomes rather than twosomes. **Sunday:** Partly cloudy and less humid. High of 82. Winds NNE at 4-8 mph.

Player	Pos.	Score	FedExCup Pts	Money
HENRIK STENSON	**1**	**64-66-69-68267**	**2,500.00**	**$1,440,000.00**
Jordan Spieth.....	T2	68-67-71-64270	1,250.00	708,000.00
Steve Stricker	T2	66-71-68-65270	1,250.00	708,000.00
Webb Simpson	4	68-71-69-63271	750.00	384,000.00
Dustin Johnson	5	68-68-67-69272	550.00	320,000.00
Justin Rose	6	68-68-70-67273	500.00	288,000.00
Billy Horschel	T7	66-70-70-68274	437.50	264,000.00
Zach Johnson	T7	69-68-69-68274	437.50	264,000.00
Roberto Castro.....	T9	67-71-72-65275	375.00	227,733.34
Jason Dufner.....	T9	74-70-66-65275	375.00	227,733.33
Sergio Garcia.....	T9	68-71-69-67275	375.00	227,733.33
Keegan Bradley	T12	72-65-72-67276	312.50	200,000.00
Phil Mickelson.....	T12	71-67-70-68276	312.50	200,000.00
Jason Day.....	T14	68-74-68-67277	277.50	173,600.00
Jim Furyk.....	T14	70-68-73-66277	277.50	173,600.00
Adam Scott	T14	65-69-74-69277	277.50	$173,600.00
Nick Watney	T14	72-65-70-70277	277.50	173,600.00
Brendon de Jonge	T18	70-72-71-65278	262.50	158,400.00
Luke Donald.....	T18	70-70-67-71278	262.50	158,400.00
Hunter Mahan	T20	70-69-71-69279	252.50	152,000.00
Brandt Snedeker.....	T20	69-75-67-68279	252.50	152,000.00
Gary Woodland.....	T22	70-67-71-72280	242.50	145,600.00
Tiger Woods	T22	73-71-69-67280	242.50	145,600.00
Bill Haas	T24	70-69-69-74282	232.50	139,200.00
Kevin Streelman	T24	69-72-74-67282	232.50	139,200.00
Matt Kuchar.....	T26	69-74-69-71283	222.50	133,600.00
D.A. Points.....	T26	72-67-70-74283	222.50	133,600.00
Graham DeLaet	28	68-71-72-73284	215.00	131,200.00
Charl Schwartzel	29	68-79-77-66290	210.00	129,600.00
Boo Weekley.....	30	70-75-73-74292	205.00	128,000.00

TOUR Championship by Coca-Cola

2014

Billy Horschel

Atlanta, GA **September 8-14, 2014** **FedExCup Points: 2,500 (1st)** **Purse: $8,000,000**
East Lake GC **Par/Yards: 35-35—70/7,307**

LEADERS	First Round	Second Round	Third Round
	Billy Horschel ..... 66 (-4)	**Billy Horschel ..... 132 (-8)**	**Billy Horschel ..... 201 (-9)**
	Chris Kirk .....66 (-4)	Jason Day .....134 (-6)	Rory McIlroy .....201 (-9)
	Jason Day .....67 (-3)	Chris Kirk .....134 (-6)	Jim Furyk .....203 (-7)
	Jim Furyk .....67 (-3)	Rory McIlroy .....134 (-6)	Jason Day .....204 (-6)
	Patrick Reed .....67 (-3)	Jim Furyk .....136 (-4)	Rickie Fowler .....204 (-6)
	Bubba Watson .....67 (-3)	Kevin Na .....136 (-4)	Justin Rose .....204 (-6)
		Ryan Palmer .....136 (-4)	
		Cameron Tringale .....136 (-4)	

CUT: No cut. All 29 players completed 72 holes.

WEATHER: Thursday: Partly cloudy and warm. High of 88. Wind WSW at 7-12 mph. Friday: Partly cloudy and warm. High in the upper 80s. Wind WNW at 5-10 mph. Saturday: Cloudy. High of 84. Wind NNW at 7-12 mph. Sunday: Mostly cloudy. High of 80. Wind ENE at 7-12 mph.

Player	Pos.	Score	FedExCup Pts	Money
BILLY HORSCHEL.....	**1**	**66-66-69-68269**	**2,500.00**	**$1,440,000.00**
Jim Furyk.....	T2	67-69-67-69272	1,250.00	708,000.00
Rory McIlroy	T2	69-65-67-71272	1,250.00	708,000.00
Chris Kirk.....	T4	66-68-71-68273	600.00	343,333.34
Jason Day.....	T4	67-67-70-69273	600.00	343,333.33
Justin Rose	T4	72-66-66-69273	600.00	343,333.33
Ryan Palmer	7	69-67-69-69274	450.00	275,000.00
Rickie Fowler	8	69-68-67-71275	425.00	260,000.00
Sergio Garcia.....	T9	69-71-70-66276	375.00	231,666.67
Gary Woodland.....	T9	71-75-63-67276	375.00	231,666.67
Adam Scott	T9	69-72-65-70276	375.00	231,666.66
Russell Henley.....	12	70-68-67-72277	325.00	210,000.00
Matt Kuchar.....	13	68-71-69-70278	300.00	200,000.00
Bubba Watson.....	14	67-73-67-73280	285.00	190,000.00
Cameron Tringale.....	15	68-68-74-71281	280.00	180,000.00
Bill Haas	16	68-71-73-70 282	275.00	$175,000.00
Brendon Todd.....	T17	70-75-72-66 283	267.50	168,000.00
Jimmy Walker.....	T17	73-69-69-72 283	267.50	168,000.00
Kevin Na	T19	70-66-75-73 284	257.50	160,000.00
Patrick Reed	T19	67-74-74-69 284	257.50	160,000.00
Zach Johnson	21	68-74-72-71 285	250.00	154,000.00
Hideki Matsuyama	22	71-71-71-73 286	245.00	150,000.00
Martin Kaymer.....	T23	73-69-73-73 288	235.00	143,000.00
Hunter Mahan	T23	74-72-71-71 288	235.00	143,000.00
Webb Simpson	T23	74-72-72-70 288	235.00	143,000.00
John Senden	26	72-75-69-74 290	225.00	138,000.00
Morgan Hoffmann.....	T27	70-73-73-76 292	217.50	135,000.00
Jordan Spieth.....	T27	71-70-80-71 292	217.50	135,000.00
Geoff Ogilvy.....	29	77-77-73-73 300	210.00	132,000.00

Championship Summaries

TOUR Championship by Coca-Cola

2015

Jordan Spieth

Atlanta, GA **September 21-27, 2015** **FedExCup Points: 2,000 (first)** **Purse: $8,250,000**
East Lake GC **Par/Yards: 35-35—70/7,307**

LEADERS

First Round	
Henrik Stenson	63 (-7)
Paul Casey	65 (-5)
Zach Johnson	66 (-4)
Rory McIlroy	66 (-4)
Steven Bowditch	68 (-2)
J.B. Holmes	68 (-2)
Brooks Koepka	68 (-2)
Kevin Na	68 (-2)
Brandt Snedeker	68 (-2)
Jordan Spieth	**68 (-2)**

Second Round	
Henrik Stenson	131 (-9)
Jordan Spieth	**134 (-6)**
Paul Casey	135 (-5)
Zach Johnson	136 (-4)
Steven Bowditch	137 (-3)
Rory McIlroy	137 (-3)

Third Round	
Jordan Spieth	**202 (-8)**
Henrik Stenson	203 (-7)
Paul Casey	206 (-4)
Rickie Fowler	206 (-4)
Zach Johnson	207 (-3)
Rory McIlroy	207 (-3)

CUT: No cut. 28 of 29 players completed 72 holes.

WEATHER: Thursday: Partly cloudy with a high of 88. Wind WSW at 7-12 mph. Friday: Mist and drizzle in between showers. High of 68. Wind NNE at 10-15 mph. Saturday: Rain showers all day with a high of 71. ENE wind at 7-12 mph. Sunday: Cloudy with a high of 74. Wind E at 7-12 mph.

Player	Pos.	Score	FedExCup Pts	Money
JORDAN SPIETH	**1**	**68-66-68-69**	**2712,000.00**	**$1,485,000.00**
Danny Lee	T2	69-72-69-65	275 866.66	618,750.00
Justin Rose	T2	70-68-71-66	275 866.66	618,750.00
Henrik Stenson	T2	63-68-72-72	275 866.66	618,750.00
Paul Casey	T5	65-70-71-70	276 400.00	302,500.00
Dustin Johnson	T5	69-72-71-64	276 400.00	302,500.00
Bubba Watson	T5	70-71-68-67	276 400.00	302,500.00
J.B. Holmes	T8	68-72-68-69	277 330.00	255,750.00
Zach Johnson	T8	66-70-71-70	277 330.00	255,750.00
Jason Day	T10	69-71-70-68	278 290.00	228,525.00
Matt Kuchar	T10	71-70-69-68	278 290.00	228,525.00
Daniel Berger	T12	69-73-68-70	280 238.00	196,350.00
Steven Bowditch	T12	68-69-73-70	280 238.00	196,350.00
Rickie Fowler	T12	69-70-67-74	280 238.00	196,350.00
Hideki Matsuyama	T12	69-72-69-70	280 238.00	$196,350.00
Rory McIlroy	T16	66-71-70-74	281 218.00	171,600.00
Kevin Na	T16	68-73-70-70	281 218.00	171,600.00
Sangmoon Bae	T18	73-70-72-69	284 206.00	160,050.00
Brooks Koepka	T18	68-74-72-70	284 206.00	160,050.00
Robert Streb	T18	75-75-69-65	284 206.00	160,050.00
Jimmy Walker	T18	73-71-74-66	284 206.00	160,050.00
Harris English	T22	71-76-71-67	285 192.00	148,500.00
Charley Hoffman	T22	73-72-70-70	285 192.00	148,500.00
Brandt Snedeker	T22	68-72-75-70	285 192.00	148,500.00
Scott Piercy	25	74-73-73-70	290 184.00	141,900.00
Bill Haas	26	72-73-72-76	293 180.00	138,600.00
Patrick Reed	27	72-74-77-71	294 176.00	136,950.00
Kevin Kisner	28	76-77-72-73	298 172.00	135,300.00

TOUR Championship

2016

Rory McIlroy

Atlanta, GA **September 19-25, 2016** **FedExCup Points: 2,000 (first)** **Purse: $8,500,000**
East Lake GC **Par/Yards: 35-35—70/7,385**

LEADERS

First Round	
Kevin Chappell	66 (-4)
Dustin Johnson	66 (-4)
Hideki Matsuyama	66 (-4)
Jason Day	67 (-3)
Si Woo Kim	67 (-3)
Kevin Kisner	67 (-3)
Rory McIlroy	**68 (-2)**

Second Round	
Dustin Johnson	133 (-7)
Kevin Chappell	134 (-6)
Kevin Kisner	137 (-3)
Hideki Matsuyama	137 (-3)
Paul Casey	138 (-2)
Rory McIlroy	**138 (-2)**
Ryan Moore	138 (-2)

Third Round	
Kevin Chappell	202 (-8)
Dustin Johnson	202 (-8)
Rory McIlroy	**204 (-6)**
Ryan Moore	204 (-6)
Hideki Matsuyama	205 (-5)

CUT: No cut. 30 players started and 29 players completed 72 holes.

WEATHER: **Thursday:** Partly cloudy with a high of 89. Wind NNE at 6-12 mph. **Friday:** Clear skies with a high of 89. Wind N at 5-10 mph. **Saturday:** Hot and humid conditions with a high in the lower 90s. Calm NNE wind reaching 5-10 mph in the afternoon. **Sunday:** Partly cloudy skies with temperatures in the lower 90s. Wind E at 5-10 mph.

Player	Pos.	Score	FedExCup Pts	Money
RORY MCILROY	**1**	**68-70-66-64**	**2682,000.00**	**$1,530,000.00**
Kevin Chappell	T2	66-68-68-66	2681,000.00	752,250.00
Ryan Moore	T2	70-68-66-64	2681,000.00	752,250.00
Paul Casey	4	68-70-69-64	271 600.00	408,000.00
Hideki Matsuyama	5	66-71-68-69	274 440.00	340,000.00
Dustin Johnson	T6	66-67-69-73	275 380.00	297,500.00
Justin Thomas	T6	68-71-69-67	275 380.00	297,500.00
Jason Dufner	T8	73-67-66-70	276 330.00	263,500.00
Adam Scott	T8	69-71-71-65	276 330.00	263,500.00
Emiliano Grillo	T10	73-70-66-69	278 261.60	218,620.00
Si Woo Kim	T10	67-72-74-65	278 261.60	218,620.00
Charl Schwartzel	T10	74-67-66-71	278 261.60	218,620.00
Bubba Watson	T10	72-73-66-67	278 261.60	218,620.00
Gary Woodland	T10	72-70-69-67	278 261.60	218,620.00
Daniel Berger	T15	74-69-68-68	279 222.00	183,600.00
Matt Kuchar	T15	69-73-68-69	279 222.00	$183,600.00
Roberto Castro	T17	73-70-67-70	280 208.00	166,600.00
William McGirt	T17	77-69-66-68	280 208.00	166,600.00
Sean O'Hair	T17	74-68-73-65	280 208.00	166,600.00
Brandt Snedeker	T17	72-69-72-67	280 208.00	166,600.00
Jordan Spieth	T17	68-72-72-68	280 208.00	166,600.00
Phil Mickelson	22	74-72-69-66	281 196.00	156,400.00
Russell Knox	23	73-66-71-72	282 192.00	153,000.00
Patrick Reed	T24	73-70-70-70	283 186.00	147,900.00
Jhonattan Vegas	T24	70-73-71-69	283 186.00	147,900.00
Kevin Kisner	26	67-70-76-71	284 180.00	142,800.00
J.B. Holmes	27	73-71-70-72	286 176.00	141,100.00
Jimmy Walker	28	74-74-71-68	287 172.00	139,400.00
Kevin Na	29	77-74-72-70	293 168.00	137,700.00

The following players did not finish
(W=withdrew)

W—67-Jason Day.

Championship Summaries

TOUR Championship

2017

Xander Schauffele

Atlanta, GA **September 18-24, 2017** **FedExCup Points: 2,000 (first)** **Purse: $8,750,000**
East Lake GC **Par/Yards: 35-35—70/7,385**

LEADERS	First Round	Second Round	Third Round
	Kyle Stanley 64 (-6)	Paul Casey 133 (-7)	Paul Casey 198 (-12)
	Daniel Berger 66 (-4)	Webb Simpson 133 (-7)	Kevin Kisner 200 (-10)
	Paul Casey 66 (-4)	Justin Thomas 133 (-7)	**Xander Schauffele 200 (-10)**
	Brooks Koepka 66 (-4)	Jon Rahm 134 (-6)	Brooks Koepka 203 (-7)
	Webb Simpson 66 (-4)	Patrick Reed 134 (-6)	Patrick Reed 203 (-7)
	Xander Schauffele 69 (-1)	Justin Rose 134 (-6)	Justin Thomas 203 (-7)
		Gary Woodland 134 (-6)	
		Xander Schauffele 135 (-5)	

CUT: No cut. All 30 players completed 72 holes.

WEATHER: **Thursday:** Partly cloudy with a high of 90. Wind NNE 4-8 mph. **Friday:** Partly cloudy with a high of 89. Wind ENE 4-8 mph. **Saturday:** Partly cloudy with a high of 87. Wind NE 5-10 mph. **Sunday:** Partly cloudy with a high of 85. Wind ENE 10-15 mph.

Player	Pos.	Score	FedExCup Pts	Money
XANDER SCHAUFFELE	**1**	**69-66-65-68**	**2682,000.00**	**$1,575,000.00**
Justin Thomas	2	67-66-70-66	2691,200.00	945,000.00
Russell Henley	T3	67-71-67-65	270 650.00	511,875.00
Kevin Kisner	T3	68-68-64-70	270 650.00	511,875.00
Paul Casey	5	66-67-65-73	271 440.00	350,000.00
Brooks Koepka	6	66-69-68-69	272 400.00	315,000.00
Tony Finau	T7	68-71-68-66	273 340.00	280,000.00
Jon Rahm	T7	67-67-70-69	273 340.00	280,000.00
Jordan Spieth	T7	67-70-69-67	273 340.00	280,000.00
Sergio Garcia	T10	73-66-68-67	274 280.00	236,250.00
Matt Kuchar	T10	69-71-67-67	274 280.00	236,250.00
Justin Rose	T10	68-66-71-69	274 280.00	236,250.00
Patrick Reed	T13	69-65-69-72	275 234.00	208,250.00
Webb Simpson	T13	66-67-72-70	275 234.00	208,250.00
Daniel Berger	15	66-70-72-68	276 220.00	192,500.00
Pat Perez	16	68-68-72-69	277 212.00	$185,500.00
Jason Day	T17	69-67-68-74	278 200.00	176,750.00
Dustin Johnson	T17	68-69-69-72	278 200.00	176,750.00
Gary Woodland	19	67-67-71-74	279 188.00	171,500.00
Patrick Cantlay	T20	74-66-71-69	280 172.00	164,500.00
Jason Dufner	T20	68-67-73-72	280 172.00	164,500.00
Kyle Stanley	T20	64-73-70-73	280 172.00	164,500.00
Adam Hadwin	23	71-67-73-70	281 156.00	157,500.00
Brian Harman	T24	72-70-71-70	283 145.00	152,250.00
Marc Leishman	T24	71-71-69-72	283 145.00	152,250.00
Rickie Fowler	T26	73-74-70-69	286 133.00	146,125.00
Hideki Matsuyama	T26	75-68-73-70	286 133.00	146,125.00
Kevin Chappell	T28	76-72-72-69	289 121.00	142,625.00
Charley Hoffman	T28	73-73-71-72	289 121.00	142,625.00
Jhonattan Vegas	30	72-74-70-74	290 112.00	140,000.00

TOUR Championship

2018

Tiger Woods

Atlanta, GA **September 17-23, 2018** **FedExCup Points: 2,000 (first)** **Purse: $9,000,000**
East Lake GC **Par/Yards: 35-35—70/7,346**

LEADERS	First Round	Second Round	Third Round
	Rickie Fowler 65 (-5)	Justin Rose 133 (-7)	**Tiger Woods 198 (-12)**
	Tiger Woods 65 (-5)	**Tiger Woods 133 (-7)**	Rory McIlroy 201 (-9)
	Justin Rose 66 (-4)	Rory McIlroy 135 (-5)	Justin Rose 201 (-9)
	Gary Woodland 66 (-4)	Patrick Cantlay 136 (-4)	Jon Rahm 204 (-6)
	Tony Finau 67 (-3)	Billy Horschel 136 (-4)	Kyle Stanley 204 (-6)
	Rory McIlroy 67 (-3)	Jon Rahm 136 (-4)	
	Justin Thomas 67 (-3)	Justin Thomas 136 (-4)	

CUT: No cut. All 30 players completed 72 holes.

WEATHER: **Thursday:** Sunny with a high of 93. Wind ESE at 5-10 mph. **Friday:** Sunny with a high of 91. Wind SE at 5-10 mph. **Saturday:** Partly cloudy with a high of 90. Wind SSE at 4-8 mph. **Sunday:** Partly cloudy with a high of 90. Wind SE at 5-10 mph.

Player	Pos.	Score	FedExCup Pts	Money
TIGER WOODS	**1**	**65-68-65-71 269**	**2,000.00**	**$1,620,000.00**
Billy Horschel	2	71-65-69-66 271	1,200.00	972,000.00
Dustin Johnson	3	69-70-67-67 273	760.00	621,000.00
Hideki Matsuyama	T4	72-66-71-65 274	460.00	372,000.00
Justin Rose	T4	66-67-68-73 274	460.00	372,000.00
Webb Simpson	T4	69-70-68-67 274	460.00	372,000.00
Rickie Fowler	T7	65-72-73-65 275	330.00	279,900.00
Rory McIlroy	T7	67-68-66-74 275	330.00	279,900.00
Xander Schauffele	T7	68-70-68-69 275	330.00	279,900.00
Justin Thomas	T7	67-69-70-69 275	330.00	279,900.00
Paul Casey	T11	68-71-66-71 276	252.00	225,450.00
Tommy Fleetwood	T11	69-69-70-68 276	252.00	225,450.00
Jon Rahm	T11	68-68-68-72 276	252.00	225,450.00
Gary Woodland	T11	66-72-68-70 276	252.00	225,450.00
Tony Finau	T15	67-71-67-72 277	212.00	190,800.00
Kyle Stanley	T15	69-68-67-73 277	212.00	$190,800.00
Aaron Wise	T15	70-69-67-71 277	212.00	190,800.00
Jason Day	18	68-73-69-68 278	196.00	180,000.00
Bryson DeChambeau	19	71-75-66-67 279	188.00	176,400.00
Cameron Smith	20	70-73-69-68 280	180.00	172,800.00
Patrick Cantlay	T21	71-65-76-69 281	160.00	163,800.00
Patton Kizzire	T21	71-71-68-71 281	160.00	163,800.00
Marc Leishman	T21	73-69-68-71 281	160.00	163,800.00
Francesco Molinari	T21	70-75-69-67 281	160.00	163,800.00
Kevin Na	25	72-68-72-71 283	142.00	154,800.00
Keegan Bradley	T26	73-73-69-69 284	133.00	150,300.00
Brooks Koepka	T26	69-78-67-70 284	133.00	150,300.00
Patrick Reed	28	72-74-72-71 289	124.00	147,600.00
Bubba Watson	29	70-72-73-75 290	118.00	145,800.00
Phil Mickelson	30	73-72-76-72 293	112.00	144,000.00

Championship Summaries

TOUR Championship

2019

Rory McIlroy

Atlanta, GA **August 22-25, 2019**
East Lake GC **Par/Yards: 35-35--70 | 7,346**

LEADERS

First Round			Second Round			Third Round		
T1	Brooks Koepka	-10	1	Brooks Koepka	-13	1	Brooks Koepka	-15
T1	Xander Schauffele	-10	**T2**	**Rory McIlroy**	**-12**	**T2**	**Rory McIlroy**	**-14**
T1	Justin Thomas	-10	T2	Justin Thomas	-12	T2	Xander Schauffele	-14
4	**Rory McIlroy**	**-9**	4	Xander Schauffele	-11	T4	Paul Casey	-11
T5	Matt Kuchar	-8	5	Paul Casey	-9	T4	Justin Thomas	-11
T5	Patrick Cantlay	-8	6	Patrick Cantlay	-7			

CUT: No cut. All 30 players completed 72 holes.

WEATHER: **Thursday:** Partly cloudy. High of 93. Wind SW 5-10 mph. **Friday:** Partly cloudy. High of 91. Wind WSW 10-15 mph. Due to inclement weather, round two was suspended from 4:07 p.m. until 5:33 p.m. (a delay of 1 hour, 26 minutes). **Saturday:** Partly cloudy with isolated showers and thunderstorms in the afternoon. High of 85. Wind ENE 4-8 mph. Play was suspended due to inclement weather at 4:17 p.m. and called for the day at 5:27 p.m. **Sunday:** The third round resumed at 8 a.m. Cloudy and cooler. High of 79. Wind E 7-15 mph.

Pos.	Player	Starting (Pos.)	Scores	Total	Finish
1	**RORY MCILROY**	**-5 (5)**	**66 67 68 66**	**267**	**-18**
2	Xander Schauffele	-4 (T6)	64 69 67 70	270	-14
T3	Brooks Koepka	-7 (3)	67 67 68 72	274	-13
T3	Justin Thomas	-10 (1)	70 68 71 68	277	-13
5	Paul Casey	-2 (T16)	66 67 68 72	273	-9
6	Adam Scott	-3 (T11)	68 70 71 66	275	-8
7	Tony Finau	-3 (T11)	70 69 70 67	276	-7
8	Chez Reavie	-1 (T21)	71 64 70 70	275	-6
T9	Kevin Kisner	-2 (T16)	71 70 68 68	277	-5
T9	Hideki Matsuyama	-3 (T11)	66 75 66 71	278	-5
T9	Patrick Reed	-6 (4)	70 70 73 68	281	-5
T12	Bryson DeChambeau	E (T26)	68 71 67 70	276	-4
T12	Jon Rahm	-4 (T6)	68 72 68 72	280	-4
14	Jason Kokrak	E (T26	71 67 72 67	277	-3
15	Gary Woodland	-3 (T11	68 73 69 71	281	-2
T16	Tommy Fleetwood	-1 (T21)	69 70 71 70	280	-1
T16	Webb Simpson	-4 (T6)	74 70 68 71	283	-1
T16	Matt Kuchar	-4 (T6)	66 72 71 74	283	-1
T19	Sungjae Im	-1 (T21)	67 71 73 70	281	E
T19	Rickie Fowler	-2 (T16)	71 71 70 70	282	E
T21	Louis Oosthuizen	E (T26)	70 71 70 70	281	+1
T21	Abraham Ancer	-4 (T6)	72 69 72 72	285	+1
T21	Patrick Cantlay	-8 (2)	70 71 75 73	289	+1
T24	Marc Leishman	-1 (T21)	71 73 72 67	283	+2
T24	Brandt Snedeker	-2 (T16)	73 72 67 72	284	+2
T26	Corey Conners	-1 (T21)	68 71 71 74	284	+3
T26	Justin Rose	-2 (T16)	68 74 71 72	285	+3
28	Charles Howell III	E (T26)	68 73 71 72	284	+4
T29	Lucas Glover	E (T26)	73 75 70 72	290	+10
T29	Dustin Johnson	-3 (T11)	73 72 75 73	293	+10

Championship Summaries

TOUR Championship

2020

Dustin Johnson

Atlanta, GA **September 4-7, 2020** **FedExCup Points: --** **Purse: $60,000,000**
East Lake GC **Par/Yards: 35-35—70/7,346**

LEADERS

First Round:		
T1	Jon Rahm	-13
T1	**Dustin Johnson**	**-13**
3	Justin Thomas	-11
4	Rory McIlroy	-9
5	Abraham Ancer	-7

Second Round:		
1	**Dustin Johnson**	**-13**
2	Sungjae Im	-12
3	Xander Schauffele	-11
4	Justin Thomas	-10

Third Round:		
1	**Dustin Johnson**	**-19**
T2	Xander Schauffele	-14
T2	Justin Thomas	-14
4	Jon Rahm	-13

CUT: No cut. All 30 players completed 72 holes.

WEATHER: Thursday: Partly cloudy with a high of 92. Wind WNW 10-15 mph. Friday: Mostly sunny, less humid with a high of 87. Wind N 6-12 mph. Saturday: Sunny skies with temperatures reaching into the mid-80s. Wind ENE 10-15 mph. Sunday: Sunny. High of 86. Wind E 5-10 mph.

Player	Pos.	Score				**Total	Starting FedExCup Strokes
DUSTIN JOHNSON	**1**	**67**	**70**	**64**	**68**	**-21**	**-10**
Xander Schauffele	T2	67	65	67	66	-18	-3
Justin Thomas	T2	66	71	66	66	-18	-7
Jon Rahm	4	65	74	66	66	-17	-8
Scottie Scheffler	5	71	66	66	65	-14	-2
Collin Morikawa	6	71	65	67	69	-13	-5
Tyrrell Hatton	7	67	66	71	66	-12	-2
Rory McIlroy	T8	64	71	70	67	-11	-3
Sebastián Muñoz	T8	71	65	70	66	-11	-3
Patrick Reed	T8	71	66	70	65	-11	-3
Sungjae Im	11	68	64	72	70	-10	-4
Harris English	T12	70	69	69	67	-9	-4
Webb Simpson	T12	70	71	68	68	-9	-6
Mackenzie Hughes	14	70	69	66	67	-8	-
Daniel Berger	T15	69	71	64	73	-7	-4
Hideki Matsuyama	T15	70	70	67	70	-7	-4
Tony Finau	17	68	71	66	71	-6	-2
Abraham Ancer	T18	64	71	69	72	-5	-1
Lanto Griffin	T18	67	69	69	72	-5	-2
Viktor Hovland	T20	69	69	68	70	-4	-
Brendon Todd	T20	67	68	70	74	-4	-3
Bryson DeChambeau	22	72	69	69	71	-3	-4
Kevin Kisner	23	72	68	69	71	-1	-1
Cameron Champ	T24	68	71	70	71	E	-
Cameron Smith	T24	68	68	73	71	E	-
Ryan Palmer	T24	72	72	70	67	E	-1
Kevin Na	T27	69	70	71	72	1	-1
Joaquin Niemann	T27	72	72	67	72	1	-2
Marc Leishman	29	66	75	73	69	2	-1
Billy Horschel	30	70	73	71	70	4	-

** - Total includes Starting FedExCup Strokes

Championship Summaries

TOUR Championship

2021

Patrick Cantlay

Atlanta, GA **September 2-5, 2021** **FedExCup Points: --** **Purse: $60,000,000**
East Lake GC **Par/Yards: 35-35--70 | 7,346**

LEADERS	First Round		Second Round		Third Round	
	Patrick Cantlay	**-13**	**Patrick Cantlay**	**-13**	**Patrick Cantlay**	**-20**
	Jon Rahm	-11	Jon Rahm	-11	Jon Rahm	-18
	Bryson DeChambeau	-8	Bryson DeChambeau	-8	Justin Thomas	-15
	Harris English	-8	Harris English	-8	Kevin Na	-13
	Viktor Hovland	-7	Viktor Hovland	-7	Billy Horschel	-10
	Justin Thomas	-7	Justin Thomas	-7	Abraham Ancer	-10
	Cameron Smith	-7	Cameron Smith	-7		

CUT: CUT: No cut. 29 of 30 players completed 72 holes.

WEATHER: **Friday:** Partly cloudy. High of 92. Wind WNW 10-15 mph. **Saturday:** Mostly sunny. High of 87. Wind N 6-12 mph. **Sunday:** Sunny. High of 85. Wind ENE 10-15 mph. **Monday:** Sunny. High of 86. Wind E 5-10 mph.

Pos	Player	Starting	Scores	Total	Finish
1	**PATRICK CANTLAY**	**-10**	**67 66 67 69**	**269**	**-21**
2	Jon Rahm	-6	65 65 68 68	266	-20
3	Kevin Na	-2	66 67 66 67	266	-16
4	Justin Thomas	-4	67 67 65 70	269	-15
T5	Xander Schauffele	-2	68 69 67 64	268	-14
T5	Viktor Hovland	-3	66 68 70 65	269	-14
7	Bryson DeChambeau	-7	69 67 72 66	274	-13
8	Dustin Johnson	-3	68 69 68 67	272	-11
T9	Billy Horschel	E	65 68 67 70	270	-10
T9	Abraham Ancer	-4	69 70 65 70	274	-10
T11	Daniel Berger	E	72 69 67 64	272	-8
T11	Jason Kokrak	-2	67 68 72 67	274	-8
T11	Tony Finau	-8	72 67 73 68	280	-8
T14	Sergio Garcia	E	68 70 66 69	273	-7
T14	Rory McIlroy	-2	68 66 74 67	275	-7
T14	Louis Oosthuizen	-3	68 67 71 70	276	-7
T14	Cameron Smith	-5	68 68 73 69	278	-7
T18	Harris English	-4	66 69 75 68	278	-6
T18	Sam Burns	-4	71 70 69 68	278	-6
T20	Sungjae Im	-3	71 70 70 68	279	-4
T20	Jordan Spieth	-4	69 67 70 74	280	-4
T22	Erik van Rooyen	E	69 73 68 67	277	-3
T22	Scottie Scheffler	-1	67 72 68 71	278	-3
T22	Corey Conners	-1	67 72 70 69	278	-3
25	Patrick Reed	E	72 69 66 71	278	-2
T26	Stewart Cink	-1	72 68 71 70	281	E
T26	Hideki Matsuyama	-1	77 65 69 70	281	E
T26	Collin Morikawa	-3	70 73 68 72	283	E
29	Joaquin Niemann	-1	72 71 70 72	285	+4
W/D	Brooks Koepka	-2	67 71	138	

Championship Summaries

TOUR Championship

2022

Rory McIlroy

Atlanta, GA **Aug 25-28, 2022**
East Lake Golf Club

FedExCup Bonus Money: $75 million
Par/Yardage: 35-35--70/7346 yds.

LEADERS	Round 1		Round 2		Round 3	
	Scottie Scheffler	-15	Scottie Scheffler	-19	Scottie Scheffler	-23
	Xander Schauffele	-10	Xander Schauffele	-17	**Rory McIlroy**	**-17**
	Matt Fitzpatrick	-9	Jon Rahm	-13	Xander Schauffele	-17
	Joaquin Niemann	-8	Patrick Cantlay	-12	Patrick Cantlay	-16
	Patrick Cantlay	-8	Sungjae Im	-12	Sungjae Im	-16

CUT: No cut. 29 of 30 players completed 72 holes.

WEATHER: **Thursday:** Mostly cloudy with scattered showers. High of 80. Wind S 4-8 mph. Preferred lies were in effect for the first round. **Friday:** Partly cloudy. High of 85. Wind S 4-8 mph. Preferred lies were in effect for the second round. **Saturday:** Partly cloudy. High of 88. Wind SE 4-8 mph. The third round was suspended due to inclement weather at 1:29 p.m. ET and resumed at 2:25 p.m. (56 minutes). Play was suspended again at 6:36 p.m. ET and was eventually called for the day, with 14 players yet to complete their rounds. **Sunday:** The third round resumed at 9:45 a.m. ET and was completed at 11:03 a.m. Mostly sunny. High of 88. Wind ESE 7-14 mph.

Player	Pos.	Score				**Total	Starting FedExCup Strokes
RORY MCILROY	**1**	**67**	**67**	**63**	**66**	**-21**	**-4**
Sungjae Im	T2	67	65	66	66	-20	-4
Scottie Scheffler	T2	65	66	66	73	-20	-10
Xander Schauffele	4	66	63	70	69	-18	-6
Max Homa	T5	71	62	66	66	-17	-2
Justin Thomas	T5	67	68	63	68	-17	-3
Sepp Straka	T7	68	68	64	68	-16	-4
Patrick Cantlay	T7	70	66	66	70	-16	-8
Tony Finau	9	72	66	67	64	-15	-4
Tom Hoge	10	66	66	66	69	-14	-1
Hideki Matsuyama	T11	70	66	63	70	-13	-2
Joaquin Niemann	T11	64	67	69	69	-13	-2
Aaron Wise	T13	65	67	66	70	-12	-
Jordan Spieth	T13	68	68	69	65	-12	-2
J.T. Poston	T15	65	69	66	69	-11	-
Viktor Hovland	T15	71	68	67	65	-11	-2
Matt Fitzpatrick	T15	64	71	67	70	-11	-3
Jon Rahm	T15	67	63	71	71	-11	-3
Cameron Young	19	67	67	70	69	-10	-3
Cameron Smith	20	67	71	68	69	-9	-4
Brian Harman	T21	68	70	68	67	-8	-1
Billy Horschel	T21	68	70	66	69	-8	-1
Collin Morikawa	T21	66	69	65	73	-8	-1
Sam Burns	24	69	74	67	68	-7	-5
Adam Scott	25	68	70	68	70	-4	-
Corey Conners	26	74	66	71	67	-3	-1
K.H. Lee	27	68	72	69	70	-1	-
Sahith Theegala	28	71	72	67	71	1	-
Scott Stallings	29	70	74	69	73	3	-3

** - Total includes Starting FedExCup Strokes

Championship Summaries

TOUR Championship

2023

Viktor Hovland

Atlanta, GA **Aug 24-27, 2023**
East Lake Golf Club

FEC Bonus Pool: $75,000,000 Winner Receives: $18,000,000
Par/Yardage: 35-35--70/7346 yds.

LEADERS	First Round		Second Round		Third Round	
	Collin Morikawa	-10	**Viktor Hovland**	**-16**	**Viktor Hovland**	**-20**
	Keegan Bradley	-10	Collin Morikawa	-16	Xander Schauffele	-14
	Viktor Hovland	**-10**	Scottie Scheffler	-14	Keegan Bradley	-13
	Scottie Scheffler	-9	Keegan Bradley	-13	Collin Morikawa	-13

CUT: All 30 players completed 72 holes.

WEATHER: Thursday: Mostly Sunny. High of 95. Wind WNW 4-8 mph. **Friday:** Mostly sunny with a high of 97 degrees and winds NW at 8-13 mph. **Saturday:** Mostly sunny with a high of 99 degrees and winds NW at 5-12 mph. The third round was suspended at 5:28 p.m. ET due to a dangerous weather situation and resumed at 6:43 p.m. ET, a delay of 1 hour and 15 minutes. **Sunday:** Mostly sunny with a high of 96 degrees and winds SSE at 4-8 mph. The final round was suspended at 1:57 p.m. ET due to inclement weather and resumed at 3:50 p.m. ET, a delay of 1 hour and 53 minutes.

Player	Pos.	Score				**Total	Starting FedExCup Strokes
VIKTOR HOVLAND	**1**	**68**	**64**	**66**	**63**	**-27**	**-8**
Xander Schauffele	2	67	64	68	62	-22	-3
Wyndham Clark	3	68	67	68	65	-16	-4
Rory McIlroy	4	70	67	71	65	-14	-7
Patrick Cantlay	5	69	68	68	66	-13	-4
Collin Morikawa	T6	61	64	73	72	-11	-1
Tommy Fleetwood	T6	71	70	65	66	-11	-3
Scottie Scheffler	T6	71	65	73	70	-11	-10
Sam Burns	T9	66	66	71	67	-10	-
Adam Schenk	T9	63	70	69	69	-10	-1
Keegan Bradley	T9	63	67	70	73	-10	-3
Matt Fitzpatrick	T9	67	68	71	68	-10	-4
Max Homa	T9	70	67	69	68	-10	-4
Sepp Straka	T14	66	71	65	69	-9	-
Russell Henley	T14	65	71	72	66	-9	-3
Tyrrell Hatton	T16	64	67	72	69	-8	-
Rickie Fowler	T16	68	73	68	66	-8	-3
Lucas Glover	T18	72	67	69	70	-7	-5
Jon Rahm	T18	69	65	71	74	-7	-6
Tony Finau	T20	70	68	70	68	-6	-2
Si Woo Kim	T20	70	72	68	66	-6	-2
Tom Kim	T20	67	70	72	67	-6	-2
Brian Harman	23	68	70	70	72	-4	-4
Sungjae Im	24	71	71	68	69	-3	-2
Nick Taylor	25	71	67	69	72	-2	-1
Corey Conners	26	70	71	66	74	-1	-2
Jordan Spieth	27	69	71	70	71	1	-
Jason Day	28	67	70	74	73	3	-1
Emiliano Grillo	T29	73	72	70	71	6	-
Taylor Moore	T29	71	75	72	69	6	-1

Championship Summaries

TOUR Championship

2024

Scottie Scheffler

Atlanta, Georgia
East Lake Golf Club

August 29-September 1, 2024
Par/Yards: 35-36–71/7,490

FedExCup Bonus Pool: $100 million
Winner's Bonus Money: $25 million

LEADERS	Round 1		Round 2		Round 3	
	Scottie Scheffler	**-16**	**Scottie Scheffler**	**-21**	**Scottie Scheffler**	**-26**
	Collin Morikawa	-9	Collin Morikawa	-17	Collin Morikawa	-21
	Xander Schauffele	-9	Xander Schauffele	-16	Sahith Theegala	17
	Five players	-8	Three players	-12	Xander Schauffele	-16

CUT: No cut. All 30 players completed 72 holes.

WEATHER: Thursday: Mostly sunny. High of 96. Wind S 5-10 mph. **Friday:** Partly sunny with thunderstorms in the afternoon. High of 94. Winds S/SE at 5-10 mph. Play was suspended due to dangerous weather at 5:15 p.m. ET and resumed at 6:48 p.m. (suspension of 1 hour, 33 minutes). **Saturday:** Partly cloudy. High of 94. Winds S at 5-10 mph. **Sunday**: Partly sunny. High of 91. Wind W 6-12 mph, with gusts to 15 mph.

Player	Pos.	Score				**Total	Starting FedExCup Strokes
Scottie Scheffler	1	65	66	66	67	-30	-10
Collin Morikawa	2	66	63	67	66	-26	-4
Sahith Theegala	3	67	66	66	64	-24	-3
Russell Henley	T4	67	71	67	62	-19	-2
Adam Scott	T4	66	67	68	67	-19	-3
Xander Schauffele	T4	70	64	71	68	-19	-8
Sungjae Im	7	69	68	68	64	-18	-3
Wyndham Clark	8	67	67	68	69	-17	-4
Shane Lowry	T9	69	69	65	68	-16	-3
Rory McIlroy	T9	69	69	68	66	-16	-4
Hideki Matsuyama	T9	70	70	68	67	-16	-7
Viktor Hovland	T12	69	71	65	66	-15	-2
Sam Burns	T12	67	68	68	70	-15	-4
Justin Thomas	T14	66	69	70	65	-14	-
Taylor Pendrith	T14	66	69	70	66	-14	-1
Ludvig Åberg	16	71	68	68	70	-12	-5
Matthieu Pavon	T17	67	69	71	67	-11	-1
Robert MacIntyre	T17	69	71	71	64	-11	-2
Patrick Cantlay	T17	69	70	71	67	-11	-4
Tommy Fleetwood	20	70	67	71	67	-10	-1
Byeong Hun An	T21	69	71	69	69	-8	-2
Keegan Bradley	T21	69	74	71	68	-8	-6
Aaron Rai	T23	66	70	72	70	-6	-
Billy Horschel	T23	73	69	71	66	-6	-1
Tony Finau	T23	70	66	74	71	-6	-3
Akshay Bhatia	26	70	69	71	71	-5	-2
Chris Kirk	T27	70	74	67	70	-3	-
Sepp Straka	T27	68	70	71	73	-3	-1
Christiaan Bezuidenhout	T29	71	69	73	74	3	-
Tom Hoge	T29	69	68	76	74	3	-

** - Total includes Starting FedExCup Strokes

FedExCup Playoffs Summaries

The 2018 FedExCup Champion, Justin Rose, returns to the TOUR Championship for the first time since 2019.

FedEx St. Jude Championship Summaries

2007

Steve Stricker

Westchester Country Club **August 23-26, 2007** **FedExCup Points: 50,000** **Purse: $7,000,000**
Harrison, NY **Par/Yards: 36-35—71/6,839**

LEADERS

First Round
Rory Sabbatini....63 (-8)
K.J. Choi....64 (-7)
Rich Beem....64 (-7)
Brian Gay....65 (-6)
Steve Flesch....65 (-6)
Carl Pettersson....65 (-6)
Ernie Els....65 (-6)
Steve Stricker....67 (T11)

Second Round
K.J. Choi....130 (-12)
Rich Beem....132 (-10)
Steve Stricker.... 134 (-8)
Geoff Ogilvy....134 (-8)
Rory Sabbatini....134 (-8)
Kenny Perry....136 (-6)
Anthony Kim....136 (-6)
Ernie Els....136 (-6)
Sergio Garcia....136 (-6)
Retief Goosen....136 (-6)
Adam Scott....136 (-6)
Bill Haas....136 (-6)

Third Round
Steve Stricker....199 (-14)
K.J. Choi....200 (-13)
Hunter Mahan....201 (-12)
Rich Beem....201 (-12)
Woody Austin....203 (-10)
Geoff Ogilvy....203 (-10)

CUT: 75 players at even-par 140 from a field of 138 professionals.

NOTEWORTHY: Steve Stricker won his first PGA TOUR event since 2001 at the first event in the PGA TOUR Playoffs for the FedExCup. Stricker birdied four of the final five holes in the final round to overtake K.J. Choi. Stricker jumped to No. 1 in the FedExCup points standings with the victory. Hunter Mahan's third-round 62 tied the par-71 Westchester Country Club course record held by Dan Sikes, Jim Wright and Peter Jacobsen.

WEATHER: Thursday: Mostly cloudy with a high of 72 degrees. Friday: Partly cloudy with dense early-morning fog. High of 82. Saturday: Warmer and humid, with a high of 90. Sunday: Mostly cloudy with a high of 83.

Player	Pos.	Score		FedEx Pts/	Money
STEVE STRICKER	**1**	**67-67-65-69**	**268**	**9,000**	**$1,260,000.00**
K.J. Choi	2	64-66-70-70	270	5,400	756,000.00
Rory Sabbatini	3	63-71-69-68	271	3,400	476,000.00
Mark Calcavecchia	T4	67-75-65-65	272	2,067	289,333.34
Ernie Els	T4	65-71-68-68	272	2,067	289,333.33
Geoff Ogilvy	T4	68-66-69-69	272	2,067	289,333.33
Rich Beem	T7	64-68-69-72	273	1,613	225,750.00
Phil Mickelson	T7	67-70-69-67	273	1,613	225,750.00
Robert Garrigus	T9	70-70-68-66	274	1,350	189,000.00
Jerry Kelly	T9	67-70-69-68	274	1,350	189,000.00
Ian Poulter	T9	70-67-70-67	274	1,350	189,000.00
Woody Austin	T12	69-68-66-72	275	1,100	154,000.00
Steve Flesch	T12	65-72-67-71	275	1,100	154,000.00
Justin Rose	T14	70-68-70-68	276	900	126,000.00
Adam Scott	T14	67-69-72-68	276	900	126,000.00
Heath Slocum	T14	66-73-67-70	276	900	126,000.00
Tim Clark	T17	69-68-72-68	277	725	101,500.00
Bob Heintz	T17	69-73-70-65	277	725	101,500.00
Anthony Kim	T17	68-68-71-70	277	725	101,500.00
Hunter Mahan	T17	70-69-62-76	277	725	101,500.00
Ryan Armour	T21	72-67-70-69	278	540	75,600.00
Arron Oberholser	T21	67-70-68-73	278	540	75,600.00
Tim Petrovic	T21	69-69-68-72	278	540	75,600.00
Camilo Villegas	T21	68-70-73-67	278	540	75,600.00
Aaron Baddeley	T25	71-67-70-71	279	350	49,035.00
Stewart Cink	T25	72-67-73-67	279	350	49,035.00
Jason Dufner	T25	73-69-68-69	279	350	$49,035.00
Jim Furyk	T25	70-69-71-69	279	350	49,035.00
Sergio Garcia	T25	69-67-70-73	279	350	49,035.00
Zach Johnson	T25	68-71-70-70	279	350	49,035.00
Sean O'Hair	T25	73-69-69-68	279	350	49,035.00
Kenny Perry	T25	69-67-68-75	279	350	49,035.00
Brett Quigley	T25	67-73-72-67	279	350	49,035.00
Nick Watney	T25	70-72-68-69	279	350	49,035.00
Padraig Harrington	T35	71-68-70-71	280	241	33,775.00
Matt Kuchar	T35	69-68-69-74	280	241	33,775.00
Nick O'Hern	T35	71-66-70-73	280	241	33,775.00
Rod Pampling	T35	69-72-69-70	280	241	33,775.00
Scott Verplank	T35	68-71-69-72	280	241	33,775.00
Boo Weekley	T35	71-67-72-70	280	241	33,775.00
Briny Baird	T41	66-75-71-69	281	175	24,500.00
Brian Gay	T41	65-73-72-71	281	175	24,500.00
J.B. Holmes	T41	76-66-65-74	281	175	24,500.00
Doug LaBelle II	T41	69-73-71-68	281	175	24,500.00
Frank Lickliter II	T41	71-69-70-71	281	175	24,500.00
Davis Love III	T41	69-69-72-71	281	175	24,500.00
Mike Weir	T41	69-73-72-67	281	175	24,500.00
Fred Funk	T48	71-69-73-69	282	126	17,593.34
Tim Herron	T48	71-70-71-70	282	126	17,593.34
Paul Goydos	T48	71-69-66-76	282	126	17,593.33
Bill Haas	T48	68-68-72-74	282	126	17,593.33
Charley Hoffman	T48	69-72-70-71	282	126	17,593.33
Troy Matteson	T48	70-71-70-71	282	126	$17,593.33
Brian Davis	T54	68-71-70-74	283	114	15,890.00
J.P. Hayes	T54	75-67-71-70	283	114	15,890.00
Fredrik Jacobson	T54	70-67-77-69	283	114	15,890.00
Cliff Kresge	T54	69-70-72-72	283	114	15,890.00
Corey Pavin	T54	68-73-72-70	283	114	15,890.00
John Rollins	T54	71-71-70-71	283	114	15,890.00
Joe Durant	T60	71-69-72-72	284	108	15,120.00
Retief Goosen	T60	68-68-74-74	284	108	15,120.00
Vaughn Taylor	T60	71-71-77-65	284	108	15,120.00
D.J. Trahan	T60	73-68-70-73	284	108	15,120.00
Dean Wilson	T60	74-68-68-74	284	108	15,120.00
Bart Bryant	T65	72-70-70-73	285	104	14,490.00
Andrew Buckle	T65	71-69-71-74	285	104	14,490.00
Bob Estes	T65	70-72-71-72	285	104	14,490.00
Johnson Wagner	T65	73-69-76-67	285	104	14,490.00
Nathan Green	T69	72-70-74-70	286	101	14,070.00
Steve Marino	T69	72-69-74-71	286	101	14,070.00
Jason Gore	71	72-67-75-73	287	99	13,860.00
Jeff Maggert	T72	66-73-73-76	288	97	13,580.00
John Mallinger	T72	68-72-74-74	288	97	13,580.00
Carl Pettersson	T72	65-72-74-77	288	97	13,580.00
Rocco Mediate	75	69-73-74-74	290	95	13,300.00

(Q)=Open Qualifier; (S)=Sponsor Exemption; T=Tie

The following players did not finish (C=cut, W=withdrew)

C—143-Angel Cabrera, Alex Cejka, Luke Donald, Steve Elkington, Lucas Glover, Anders Hansen, Ryan Moore, Charles Warren, Bubba Watson, **144**-Steve Allan, Brian Bateman, Mathew Goggin, John Merrick, Kevin Na, Jeff Overton, Jesper Parnevik, David Toms, Bo Van Pelt, Charlie Wi, Mark Wilson, **145**-Billy Andrade, Chad Campbell, Tom Lehman, Shigeki Maruyama, Billy Mayfair, Shaun Micheel, Tom Pernice, Jr., Brandt Snedeker, **146**-Jonathan Byrd, Chris DiMarco, Craig Kanada, Justin Leonard, Will MacKenzie, John Senden, Vijay Singh, Bob Tway, Brett Wetterich, **147**-Jeff Gove, J.J. Henry, Ryuji Imada, George McNeill, Pat Perez, Ted Purdy, **148**-Robert Allenby, Ken Duke, Trevor Immelman, Henrik Stenson, Kevin Sutherland, **149**-Stuart Appleby, Ben Curtis, Michael Putnam, **150**-Tommy Armour III, Jose Coceres, Harrison Frazar, Charles Howell III, Joe Ogilvie, Jeff Quinney, **151**-Peter Lonard, **153**-Kevin Stadler, **159**-Daniel Chopra. **W—**Gavin Coles, **76**-Stephen Leaney, Tripp Isenhour.

FedEx St. Jude Championship Summaries

2008

Vijay Singh

Ridgewood Country Club **August 21-24, 2008** **FedExCup Points: 190,000** **Purse: $7,000,000**
Paramus, NJ **Par/Yards: 35-36—71/7,319**

LEADERS

First Round		Second Round		Third Round	
Hunter Mahan	62 (-9)	Steve Stricker	132 (-10)	Kevin Streelman	205 (-8)
Paul Casey	66 (-5)	Hunter Mahan	135 (-7)	**Vijay Singh**	**206 (-7)**
Kevin Streelman	67 (-4)	Dudley Hart	136 (-6)	Mike Weir	206 (-7)
Matthew Goggin	67 (-4)	Angel Cabrera	136 (-6)	Paul Casey	206 (-7)
Charley Hoffman	67 (-4)	Kenny Perry	136 (-6)	Sergio Garcia	206 (-7)
Dudley Hart	67 (-4)	**Vijay Singh**	**140 (T21)**	Five Players	208 (-5)
Vijay Singh	**70 (T25)**				

CUT: 36-hole cut of 72 players at 1-over-par 143 from a field of 135 professionals.

NOTEWORTHY: Vijay Singh won The Barclays for the fourth time in his career with a playoff victory over Kevin Sutherland and Sergio Garcia. Sutherland was eliminated on the first playoff hole as Singh and Garcia both made birdie putts of more than 26 feet. Singh won on the following hole over Garcia with a tap-in birdie on the par-5 17th hole.

WEATHER: Thursday: Cool start to the day, with a low of 55. Highs in the low 80s with wind from the SE 5-10 mph. Friday: More of the same with lows in the high 50s and the high reaching 83 and similar wind to Thursday. Saturday: Partly cloudy and warm with highs reaching 84. Sunday: Patchy morning fog, warm sunny skies breaking through. S-SW wind from 5-10 mph. Low was 62 degrees with the high reaching 83.

Player	Pos.	Score		FedEx Pts	Money
VIJAY SINGH#	**1**	**70-70-66-70**	**276**	**11,000**	**$1,260,000.00**
Sergio Garcia	T2	70-67-69-70	276	6,400	616,000.00
Kevin Sutherland	T2	70-69-69-68	276	6,400	616,000.00
Mathew Goggin	T4	67-74-69-67	277	4,067	289,333.34
Ben Curtis	T4	71-68-70-68	277	4,067	289,333.33
Kevin Streelman	T4	67-70-68-72	277	4,067	289,333.33
Paul Casey	T7	66-71-69-72	278	3,455	203,700.00
Martin Laird	T7	70-69-72-67	278	3,455	203,700.00
Justin Leonard	T7	70-70-71-67	278	3,455	203,700.00
Nicholas Thompson	T7	75-68-68-67	278	3,455	203,700.00
Mike Weir	T7	72-67-67-72	278	3,455	203,700.00
K.J. Choi	T12	74-69-68-68	279	2,921	129,000.00
Ken Duke	T12	72-71-67-69	279	2,921	129,000.00
Jim Furyk	T12	70-71-68-70	279	2,921	129,000.00
Dudley Hart	T12	67-69-73-70	279	2,921	129,000.00
Anthony Kim	T12	70-67-72-70	279	2,921	129,000.00
Scott Verplank	T12	73-70-67-69	279	2,921	129,000.00
Bubba Watson	T12	68-70-71-70	279	2,921	129,000.00
Stuart Appleby	T19	71-70-68-71	280	2,606	84,840.00
Angel Cabrera	T19	69-67-72-72	280	2,606	84,840.00
Jerry Kelly	T19	72-70-71-67	280	2,606	84,840.00
Phil Mickelson	T19	70-70-72-68	280	2,606	84,840.00
Steve Stricker	T19	68-64-77-71	280	2,606	84,840.00
Glen Day	T24	70-71-70-70	281	2,396	55,400.00
Tim Herron	T24	69-71-73-68	281	2,396	55,400.00
J.B. Holmes	T24	71-71-73-66	281	2,396	$55,400.00
Jesper Parnevik	T24	68-72-72-69	281	2,396	55,400.00
Rory Sabbatini	T24	70-70-72-69	281	2,396	55,400.00
Patrick Sheehan	T24	69-70-70-72	281	2,396	55,400.00
Mark Wilson	T24	72-70-71-68	281	2,396	55,400.00
Jason Day	T31	74-68-66-74	282	2,284	39,700.00
Hunter Mahan	T31	62-73-74-73	282	2,284	39,700.00
Billy Mayfair	T31	70-70-73-69	282	2,284	39,700.00
George McNeill	T31	68-70-73-71	282	2,284	39,700.00
Kevin Na	T31	72-70-68-72	282	2,284	39,700.00
John Senden	T31	71-70-72-69	282	2,284	39,700.00
Jay Williamson	T31	74-68-70-70	282	2,284	39,700.00
Robert Allenby	T38	69-73-66-75	283	2,190	26,600.00
Eric Axley	T38	78-65-68-72	283	2,190	26,600.00
Stewart Cink	T38	73-70-70-70	283	2,190	26,600.00
Tim Clark	T38	70-69-73-71	283	2,190	26,600.00
Brian Davis	T38	69-74-70-70	283	2,190	26,600.00
Charley Hoffman	T38	67-71-74-71	283	2,190	26,600.00
John Merrick	T38	69-71-70-73	283	2,190	26,600.00
Jeff Overton	T38	74-67-68-74	283	2,190	26,600.00
Tim Petrovic	T38	71-72-69-71	283	2,190	26,600.00
Brett Quigley	T38	71-69-71-72	283	2,190	26,600.00
Briny Baird	T48	69-71-69-75	284	2,124	17,400.00
Justin Bolli	T48	71-71-72-70	284	2,124	17,400.00
Lee Janzen	T48	71-69-72-72	284	2,124	17,400.00
John Mallinger	T48	70-73-69-72	284	2,124	$17,400.00
Kenny Perry	T48	69-67-72-76	284	2,124	17,400.00
Carl Pettersson	T48	72-70-71-71	284	2,124	17,400.00
Dean Wilson	T48	72-70-67-75	284	2,124	17,400.00
Rich Beem	T55	68-74-71-72	285	2,112	15,680.00
Jonathan Byrd	T55	72-70-73-70	285	2,112	15,680.00
Steve Elkington	T55	71-71-71-72	285	2,112	15,680.00
Lucas Glover	T55	70-70-75-70	285	2,112	15,680.00
Bill Haas	T55	71-68-71-75	285	2,112	15,680.00
J.J. Henry	T55	70-72-74-69	285	2,112	15,680.00
Andres Romero	T55	72-68-77-68	285	2,112	15,680.00
Ryan Palmer	T62	69-69-72-76	286	2,108	15,050.00
Nick Watney	T62	71-69-75-71	286	2,108	15,050.00
Frank Lickliter II	64	71-71-71-74	287	2,106	14,840.00
Michael Allen	T65	73-67-75-73	288	2,104	14,560.00
Chad Campbell	T65	71-72-69-76	288	2,104	14,560.00
Charlie Wi	T65	72-71-72-73	288	2,104	14,560.00
Richard S. Johnson	T68	74-69-74-72	289	2,102	14,210.00
Brandt Snedeker	T68	71-71-73-74	289	2,102	14,210.00
Trevor Immelman	70	70-71-76-73	290	2,100	14,000.00
Bo Van Pelt	71	67-74-70-80	291	2,099	13,860.00
Paul Goydos	72	70-72-77-76	295	2,098	13,720.00

 # Won with a birdie-4 on the second playoff hole (17th). Sutherland eliminated on the first playoff hole (18th) when Singh and Garcia made birdies.

The following players did not finish (C=cut, W=withdrew)

C—144-Woody Austin, Aaron Baddeley, Ernie Els, Steve Flesch, Jason Gore, Nathan Green, Dustin Johnson, Greg Kraft, Cliff Kresge, Matt Kuchar, Tom Lehman, Troy Matteson, Jon Mills, Sean O'Hair, Tom Pernice, Jr., Jeff Quinney, John Rollins, Heath Slocum, Camilo Villegas, **145**-Stephen Ames, Daniel Chopra, Brian Gay, Padraig Harrington, Charles Howell III, Zach Johnson, Geoff Ogilvy, Corey Pavin, Ian Poulter, David Toms, Boo Weekley, **146**-Shane Bertsch, Retief Goosen, Steve Marino, Johnson Wagner, **147**-Fred Couples, Ben Crane, James Driscoll, Rocco Mediate, Joe Ogilvie, Rod Pampling, Chez Reavie, D.J. Trahan, **148**-Brad Adamonis, Tommy Armour III, Bart Bryant, Fredrik Jacobson, Peter Lonard, Steve Lowery, Scott McCarron, Parker McLachlin, **149**-Mark Calcavecchia, Chris DiMarco, Matt Jones, Nick O'Hern, Pat Perez, Vaughn Taylor, **150**-Michael Letzig, Adam Scott, **151**-Ryuji Imada, Charles Warren, **152**-Joe Durant, Tim Wilkinson, **154**-Ryan Moore.

FedEx St. Jude Championship Summaries

2009

Heath Slocum

Liberty National
Jersey City, NJ

August 27-30, 2009

FedExCup Points: 2,500 (1st)
Par/Yards: 36-35—71/7,419

Purse: $7,500,000

LEADERS

First Round	
Paul Goydos	65 (-6)
Steve Marino	65 (-6)
Sergio Garcia	65 (-6)
Webb Simpson	66 (-5)
Fredrik Jacobson	66 (-5)
Heath Slocum	**66 (-5)**
Charley Hoffman	66 (-5)

Second Round	
Webb Simpson	134 (-8)
Paul Goydos	136 (-6)
Steve Marino	136 (-6)
Fredrik Jacobson	138 (-4)
Heath Slocum	**138 (-4)**
Ian Poulter	139 (-3)
Steve Stricker	139 (-3)
Richard S. Johnson	139 (-3)

Third Round	
Paul Goydos	208 (-9)
Steve Marino	208 (-9)
Fredrik Jacobson	210 (-7)
Webb Simpson	210 (-7)
Steve Stricker	211 (-6)
Heath Slocum	**212 (-5)**
Tiger Woods	213 (-4)
Zach Johnson	213 (-4)
Padraig Harrington	213 (-4)
Matt Kuchar	213 (-4)
Ian Poulter	213 (-4)

CUT: 77 players at 5-over-147 from a field of 124 professionals. (Paul Casey withdrew prior to play with an injury.)

WEATHER: Thursday: Partly cloudy and cool in the morning and sunny in the afternoon with a high near 80 degrees. N-NE winds at 6-12 mph, shifting to SE later in the day. Friday: Showers throughout the day. A total of 2 inches of rain fell. Cold and blustery conditions with high of 70. Easterly winds at 6-12 mph in the morning and 10-20 mph in the afternoon. Saturday: Due to the weather forecast for rain overnight and early Saturday morning, tee times were delayed to 10:48 a.m., with three somes off No. 1 and No. 10. Sunday: Light rain in the morning before 7a.m. The sun broke through at midmorning. High of 85. Winds W 12-22 mph.

Player	Pos.	Score		FedEx Pts	Money
HEATH SLOCUM	**1**	**66-72-70-67**	**275**	**2,500.00**	**$1,350,000.00**
Ernie Els	T2	72-68-70-66	276	950.00	495,000.00
Padraig Harrington	T2	67-75-67-67	276	950.00	495,000.00
Steve Stricker	T2	69-70-68-69	276	950.00	495,000.00
Tiger Woods	T2	70-72-67-67	276	950.00	495,000.00
Fredrik Jacobson	T6	66-72-68-71	277	475.00	260,625.00
Nick Watney	T6	68-73-69-67	277	475.00	260,625.00
Webb Simpson	8	66-68-72-72	278	425.00	232,500.00
Paul Goydos	T9	65-71-68-75	279	375.00	202,500.00
Ian Poulter	T9	67-72-70-70	279	375.00	202,500.00
Scott Verplank	T9	73-70-68-68	279	375.00	202,500.00
Jason Day	T12	70-73-70-67	280	303.33	157,500.00
Brian Gay	T12	70-72-71-67	280	303.33	157,500.00
Brandt Snedeker	T12	72-75-67-66	280	303.33	157,500.00
Robert Allenby	T15	68-75-69-69	281	270.00	120,000.00
Jim Furyk	T15	69-73-70-69	281	270.00	120,000.00
Dustin Johnson	T15	70-74-73-64	281	270.00	120,000.00
Steve Marino	T15	65-71-68-77	281	270.00	120,000.00
Greg Owen	T15	71-74-65-71	281	270.00	120,000.00
Lee Janzen	T20	68-75-70-69	282	247.50	87,375.00
Hunter Mahan	T20	72-72-68-70	282	247.50	87,375.00
Troy Matteson	T20	71-71-69-71	282	247.50	87,375.00
Y.E. Yang	T20	71-72-68-71	282	247.50	87,375.00
Jonathan Byrd	T24	72-74-67-70	283	227.50	63,937.50
Tim Clark	T24	71-70-71-71	283	227.50	63,937.50
Bill Haas	T24	72-70-69-72	283	227.50	63,937.50
Kevin Na	T24	73-72-71-67	283	227.50	$63,937.50
Stewart Cink	T28	70-72-71-71	284	210.00	53,250.00
Zach Johnson	T28	70-72-67-75	284	210.00	53,250.00
Matt Kuchar	T28	68-73-68-75	284	210.00	53,250.00
Luke Donald	T31	73-69-73-70	285	177.50	39,900.00
Sergio Garcia	T31	65-76-74-70	285	177.50	39,900.00
Charley Hoffman	T31	66-74-71-74	285	177.50	39,900.00
J.B. Holmes	T31	73-73-69-70	285	177.50	39,900.00
Richard S. Johnson	T31	68-71-73-73	285	177.50	39,900.00
Justin Leonard	T31	68-75-72-70	285	177.50	39,900.00
D.A. Points	T31	70-71-74-70	285	177.50	39,900.00
David Toms	T31	67-75-71-72	285	177.50	39,900.00
Bo Van Pelt	T31	70-74-66-75	285	177.50	39,900.00
Mike Weir	T31	71-71-72-71	285	177.50	39,900.00
Fred Couples	T41	71-76-69-70	286	140.00	27,750.00
Ben Crane	T41	74-73-69-70	286	140.00	27,750.00
Rod Pampling	T41	68-73-69-76	286	140.00	27,750.00
Justin Rose	T41	73-72-69-72	286	140.00	27,750.00
Boo Weekley	T41	75-70-74-67	286	140.00	27,750.00
Chad Campbell	T46	72-75-70-70	287	112.50	20,400.00
Bob Estes	T46	73-74-70-70	287	112.50	20,400.00
Davis Love III	T46	70-75-72-70	287	112.50	20,400.00
John Mallinger	T46	74-72-70-71	287	112.50	20,400.00
Tim Petrovic	T46	69-76-74-68	287	112.50	20,400.00
Chris Riley	T46	72-75-70-70	287	112.50	20,400.00
Harrison Frazar	T52	73-71-72-72	288	82.50	17,400.00
Jerry Kelly	T52	72-74-76-66	288	82.50	$17,400.00
Anthony Kim	T52	75-71-71-71	288	82.50	17,400.00
Phil Mickelson	T52	70-75-74-69	288	82.50	17,400.00
Kenny Perry	T52	71-75-71-71	288	82.50	17,400.00
Kevin Sutherland	T52	69-76-75-68	288	82.50	17,400.00
Cameron Beckman	T58	70-72-74-73	289	52.50	16,425.00
Daniel Chopra	T58	77-69-71-72	289	52.50	16,425.00
James Nitties	T58	71-75-73-70	289	52.50	16,425.00
Adam Scott	T58	75-72-72-70	289	52.50	16,425.00
Kevin Streelman	T58	68-78-69-74	289	52.50	16,425.00
Mark Wilson	T58	72-75-72-70	289	52.50	16,425.00
Bill Lunde	T64	70-73-71-76	290	30.00	15,750.00
John Senden	T64	72-73-71-74	290	30.00	15,750.00
Vaughn Taylor	T64	71-76-69-74	290	30.00	15,750.00
J.J. Henry	T67	72-73-74-72	291	15.00	15,300.00
Brett Quigley	T67	70-77-72-72	291	15.00	15,300.00
Charlie Wi	T67	73-73-73-72	291	15.00	15,300.00
Retief Goosen	T70	70-74-74-74	292	4.90	14,850.00
Charles Howell III	T70	76-70-72-74	292	4.90	14,850.00
Ryan Moore	T70	68-78-77-69	292	4.90	14,850.00
Alex Cejka	T73	71-72-77-73	293	4.60	14,400.00
Jeff Overton	T73	72-71-77-73	293	4.60	14,400.00
John Rollins	T73	71-73-73-76	293	4.60	14,400.00
Joe Ogilvie	76	73-72-78-76	299	4.40	14,100.00
Todd Hamilton	77	71-74-79-76	300	4.30	13,950.00

The following players did not finish (C=cut, W=withdrew)

C—148-Matt Bettencourt, Jason Bohn, Mark Calcavecchia, Nathan Green, George McNeill, John Merrick, Bubba Watson, **149**-Stephen Ames, K.J. Choi, Scott McCarron, Bryce Molder, Rory Sabbatini, **150**-Aaron Baddeley, Briny Baird, James Driscoll, Jason Dufner, Robert Garrigus, Jeff Maggert, Geoff Ogilvy, Vijay Singh, Kevin Stadler, D.J. Trahan, **151**-Brian Davis, Jeff Klauk, Marc Leishman, Pat Perez, **152**-Michael Allen, Woody Austin, Angel Cabrera, Tim Herron, **153**-Nick O'Hern, Ted Purdy, **154**-David Mathis, Sean O'Hair, Scott Piercy, **156**-Greg Chalmers, Lucas Glover, Ryuji Imada, Jeff Quinney, **157**-Chris DiMarco, **158**-Roland Thatcher, **159**-Ben Curtis. **W—78**-Mathew Goggin, **77**-Chris Stroud, **75**-Camilo Villegas, **69**-Michael Letzig. **D—72**-Steve Flesch.

FedEx St. Jude Championship Summaries

2010

Matt Kuchar

Ridgewood CC
Paramus, NJ

August 23-29, 2010

FedExCup Points: 2,500 (1st)
Par/Yards: 35-36--71/ 7,319

Purse: $7,500,000

LEADERS

First Round	
Vaughn Taylor	65 (-6)
Tiger Woods	65 (-6)
Brian Gay	66 (-5)
Ryan Palmer	66 (-5)
Adam Scott	66 (-5)
Matt Kuchar	**68 (T20)**

Second Round	
Jason Day	134 (-8)
Kevin Streelman	135 (-7)
Vaughn Taylor	135 (-7)
Stewart Cink	136 (-6)
Martin Laird	136 (-6)
John Senden	136 (-6)
Matt Kuchar	**137 (-5)**

Third Round	
Martin Laird	201 (-12)
Jason Day	204 (-9)
Dustin Johnson	204 (-9)
Adam Scott	205 (-8)
Matt Kuchar	**206 (-7)**
Ryan Palmer	206 (-7)
Justin Rose	206 (-7)
John Senden	206 (-7)
Kevin Streelman	206 (-7)
Vaughn Taylor	206 (-7)

CUT: 72 players at even-par 142 from a field of 121 professionals.

WEATHER: Partly sunny Thursday. High of 83. Winds NW at 8-20 mph. Players were allowed preferred lies in closely mown areas due to heavy rains in recent days. Sunny Friday, with comfortable temperatures and low humidity. High near 80, with NW winds at 6-12mph. Sunny and pleasant Saturday. High in the low-80s. Winds NNW at 4-8 mph. Sunny Sunday. High in the lower-90s. Winds WNW at 5-10 mph.

Player	Pos.	Score		FedEx Pts/	Money
MATT KUCHAR	**1**	**68-69-69-66**	**272**	**2,500.00**	**$1,350,000.00**
Martin Laird	2	69-67-65-71	272	1,500.00	810,000.00
Kevin Streelman	T3	72-63-71-68	274	875.00	435,000.00
Steve Stricker	T3	70-70-68-66	274	875.00	435,000.00
Jason Day	T5	67-67-70-71	275	481.25	263,437.50
Ryan Palmer	T5	66-74-66-69	275	481.25	263,437.50
Rory Sabbatini	T5	68-74-69-64	275	481.25	263,437.50
Vaughn Taylor	T5	65-70-71-69	275	481.25	263,437.50
Dustin Johnson	T9	71-69-64-72	276	375.00	202,500.00
Adam Scott	T9	66-71-68-71	276	375.00	202,500.00
Heath Slocum	T9	67-71-70-68	276	375.00	202,500.00
Paul Casey	T12	69-69-70-69	277	303.33	157,500.00
Ben Crane	T12	67-70-73-67	277	303.33	157,500.00
Tiger Woods	T12	65-73-72-67	277	303.33	157,500.00
Angel Cabrera	T15	68-71-69-70	278	267.50	116,250.00
Stewart Cink	T15	67-69-73-69	278	267.50	116,250.00
Luke Donald	T15	70-72-68-68	278	267.50	116,250.00
Ian Poulter	T15	70-72-66-70	278	267.50	116,250.00
Justin Rose	T15	72-69-65-72	278	267.50	116,250.00
John Senden	T15	67-69-70-72	278	267.50	116,250.00
Chris Couch	T21	67-72-72-68	279	237.50	75,000.00
Brian Gay	T21	66-72-71-70	279	237.50	75,000.00
Retief Goosen	T21	70-70-69-70	279	237.50	75,000.00
Zach Johnson	T21	69-69-71-70	279	237.50	75,000.00
Tim Petrovic	T21	68-69-75-67	279	237.50	75,000.00
D.J. Trahan	T21	67-71-72-69	279	237.50	$75,000.00
J.P. Hayes	T27	72-69-67-72	280	212.50	54,375.00
Charley Hoffman	T27	68-72-70-70	280	212.50	54,375.00
Ryuji Imada	T27	72-65-70-73	280	212.50	54,375.00
Charlie Wi	T27	69-70-69-72	280	212.50	54,375.00
Greg Chalmers	T31	70-71-69-71	281	190.00	44,475.00
Davis Love III	T31	67-74-72-68	281	190.00	44,475.00
Hunter Mahan	T31	70-71-69-71	281	190.00	44,475.00
Sean O'Hair	T31	69-70-72-70	281	190.00	44,475.00
Bubba Watson	T31	71-70-70-70	281	190.00	44,475.00
Bryce Molder	T36	72-67-74-69	282	150.00	30,784.10
Stephen Ames	T36	73-68-69-72	282	150.00	30,784.09
Rickie Fowler	T36	71-70-67-74	282	150.00	30,784.09
Marc Leishman	T36	70-70-71-71	282	150.00	30,784.09
Justin Leonard	T36	71-71-71-69	282	150.00	30,784.09
Troy Matteson	T36	71-69-70-72	282	150.00	30,784.09
Kevin Na	T36	72-69-69-72	282	150.00	30,784.09
Michael Sim	T36	69-70-71-72	282	150.00	30,784.09
Webb Simpson	T36	72-65-72-73	282	150.00	30,784.09
Josh Teater	T36	68-71-70-73	282	150.00	30,784.09
Nick Watney	T36	69-71-72-70	282	150.00	30,784.09
Robert Allenby	T47	73-67-74-69	283	110.00	19,830.00
Bill Haas	T47	69-73-67-74	283	110.00	19,830.00
Padraig Harrington	T47	69-68-71-75	283	110.00	19,830.00
D.A. Points	T47	70-70-72-71	283	110.00	19,830.00
Y.E. Yang	T47	73-67-74-69	283	110.00	$19,830.00
Stuart Appleby	T52	70-71-71-72	284	87.50	17,587.50
Robert Garrigus	T52	69-72-69-74	284	87.50	17,587.50
Andres Romero	T52	73-69-70-72	284	87.50	17,587.50
Jimmy Walker	T52	68-74-71-71	284	87.50	17,587.50
Aaron Baddeley	T56	72-70-72-71	285	67.50	16,875.00
Jonathan Byrd	T56	67-72-75-71	285	67.50	16,875.00
Rory McIlroy	T56	68-74-71-72	285	67.50	16,875.00
Jeff Overton	T56	68-73-73-71	285	67.50	16,875.00
Chad Campbell	T60	72-69-72-73	286	47.50	16,275.00
Brian Davis	T60	72-70-75-69	286	47.50	16,275.00
Matt Jones	T60	72-70-70-74	286	47.50	16,275.00
Pat Perez	T60	67-73-70-76	286	47.50	16,275.00
Chad Collins	T64	68-74-73-72	287	27.50	15,675.00
David Duval	T64	68-72-72-75	287	27.50	15,675.00
Spencer Levin	T64	72-69-73-73	287	27.50	15,675.00
Camilo Villegas	T64	67-74-71-75	287	27.50	15,675.00
John Merrick	T68	73-69-73-73	288	10.00	15,150.00
Kenny Perry	T68	72-70-75-71	288	10.00	15,150.00
Scott Verplank	T68	67-75-73-73	288	10.00	15,150.00
Ernie Els	71	71-71-73-74	289	4.90	14,850.00
J.J. Henry	72	68-73-77-73	291	4.80	14,700.00

#Won with a birdie-3 on the first playoff hole

The following players did not finish (C=cut, W=withdrew)

C—143-Briny Baird, Cameron Beckman, K.J. Choi, Tom Gillis, J.B. Holmes, Fredrik Jacobson, Steve Marino, Scott Piercy, Kevin Sutherland, Dean Wilson, **144**-Tim Clark, Charles Howell III, Michael Letzig, Geoff Ogilvy, Vijay Singh, Brandt Snedeker, David Toms, **145**-Woody Austin, Ricky Barnes, Ben Curtis, Bob Estes, Derek Lamely, Ryan Moore, Alex Prugh, Chris Riley, Bo Van Pelt, Boo Weekley, **146**-Brendon de Jonge, Steve Elkington, Lucas Glover, Phil Mickelson, Carl Pettersson, John Rollins, Garrett Willis, **147**-Alex Cejka, Jerry Kelly, **148**-Graham DeLaet, Anthony Kim, Kevin Stadler, **149**-Matt Bettencourt, Jason Bohn, Jason Dufner, Nathan Green, Shaun Micheel, **150**-Bill Lunde, **152**-Kris Blanks, Joe Ogilvie, **153**-Blake Adams. **W—79**-Jeff Maggert.

FedEx St. Jude Championship Summaries

2011

Dustin Johnson

Plainfield CC
Edison, NJ

August 22-28, 2011

FedExCup Points: 2,500 (1st)
Par/Yards: 35-36--71/ 6,964

Purse: $8,000,000

LEADERS

First Round		Second Round		Third Round	
Matt Kuchar	63 (-8)	Matt Kuchar	128 (-14)	**Dustin Johnson**	**194 (-19)**
Harrison Frazar	64 (-7)	**Dustin Johnson**	**129 (-13)**	Matt Kuchar	196 (-17)
William McGirt	64 (-7)	Vijay Singh	129 (-13)	Vijay Singh	197 (-16)
Jonathan Byrd	65 (-6)	Jonathan Byrd	131 (-11)	Brandt Snedeker	197 (-16)
Padraig Harrington	65 (-6)	Aaron Baddeley	132 (-10)	Jonathan Byrd	198 (-15)
Vijay Singh	65 (-6)	Padraig Harrington	132 (-10)		
Chris Stroud	65 (-6)	Charley Hoffman	132 (-10)		
Dustin Johnson	**66 (-5)**	Justin Rose	132 (-10)		

CUT: 72 players at 4-under 138 from a field of 123 professionals.

WEATHER: Thursday: Play was suspended at 10:29 a.m. due to dangerous weather conditions. Play resumed at 1:45 p.m. and was then suspended due to darkness at 7:38 p.m., with 51 players yet to complete their round. Partly cloudy skies with highs in the mid-80s. Winds E at 5-10 mph. Friday: The first round resumed at 7:15 a.m. and was completed at 9:12 a.m. The second round began at 7:45 a.m., 30 minutes later than originally scheduled. Partly cloudy, with a high of 86. Winds SE at 5-10 mph. Due to the impending impact of Hurricane Irene, which was scheduled to hit the tri-state area the next day, PGA TOUR officials decided at noon Friday to reduce the tournament to 54 holes, with the final round played on Saturday. Saturday: Players teed off of split tees from 7 a.m. to 8:50 a.m. Mostly cloudy skies with intermittent morning showers. High of 78. Winds E at 8-12 mph in the morning increasing to 10-20 mph in the afternoon.

Player	Pos.	Score		FedEx Pts	Money
DUSTIN JOHNSON	**1**	**66-63-65**	**194**	**2,500.00**	**$1,440,000.00**
Matt Kuchar	2	63-65-68	196	1,500.00	864,000.00
Vijay Singh	T3	65-64-68	197	875.00	464,000.00
Brandt Snedeker	T3	70-66-61	197	875.00	464,000.00
Jonathan Byrd	5	65-66-67	198	550.00	320,000.00
Brian Davis	T6	69-66-64	199	443.75	259,000.00
Justin Rose	T6	67-65-67	199	443.75	259,000.00
Camilo Villegas	T6	68-66-65	199	443.75	259,000.00
Y.E. Yang	T6	70-66-63	199	443.75	259,000.00
Charley Hoffman	T10	66-66-68	200	350.00	200,000.00
Webb Simpson	T10	71-66-63	200	350.00	200,000.00
Nick Watney	T10	67-69-64	200	350.00	200,000.00
Aaron Baddeley	T13	66-66-69	201	282.00	145,600.00
Jason Day	T13	67-68-66	201	282.00	145,600.00
Padraig Harrington	T13	65-67-69	201	282.00	145,600.00
Scott Piercy	T13	72-65-64	201	282.00	145,600.00
Gary Woodland	T13	70-66-65	201	282.00	145,600.00
Luke Donald	T18	70-66-66	202	252.50	100,800.00
Charles Howell III	T18	69-69-64	202	252.50	100,800.00
Ian Poulter	T18	71-67-64	202	252.50	100,800.00
Rory Sabbatini	T18	68-66-68	202	252.50	100,800.00
Chris Stroud	T18	65-69-68	202	252.50	100,800.00
Jimmy Walker	T18	71-64-67	202	252.50	100,800.00
Bill Haas	T24	67-68-68	203	217.50	61,900.00
Jerry Kelly	T24	69-69-65	203	217.50	$61,900.00
Anthony Kim	T24	68-67-68	203	217.50	61,900.00
William McGirt	T24	64-69-70	203	217.50	61,900.00
Kyle Stanley	T24	68-66-69	203	217.50	61,900.00
Steve Stricker	T24	69-68-66	203	217.50	61,900.00
Bo Van Pelt	T24	67-68-68	203	217.50	61,900.00
Mark Wilson	T24	69-66-68	203	217.50	61,900.00
Kevin Chappell	T32	67-69-68	204	170.00	39,781.82
K.J. Choi	T32	70-67-67	204	170.00	39,781.82
Ernie Els	T32	68-69-67	204	170.00	39,781.82
Trevor Immelman	T32	67-70-67	204	170.00	39,781.82
Fredrik Jacobson	T32	67-68-69	204	170.00	39,781.82
Marc Leishman	T32	69-68-67	204	170.00	39,781.82
Carl Pettersson	T32	69-66-69	204	170.00	39,781.82
Kevin Streelman	T32	69-66-69	204	170.00	39,781.82
Cameron Tringale	T32	74-63-67	204	170.00	39,781.82
Sergio Garcia	T32	68-66-70	204	170.00	39,781.81
Bill Lunde	T32	69-69-66	204	170.00	39,781.81
Arjun Atwal	T43	67-71-67	205	120.00	23,840.00
Greg Chalmers	T43	70-68-67	205	120.00	23,840.00
Hunter Mahan	T43	68-69-68	205	120.00	23,840.00
Graeme McDowell	T43	72-65-68	205	120.00	23,840.00
John Merrick	T43	68-68-69	205	120.00	23,840.00
Phil Mickelson	T43	67-70-68	205	120.00	23,840.00
Ryan Palmer	T43	66-72-67	205	120.00	$23,840.00
Josh Teater	T43	72-66-67	205	120.00	23,840.00
Charlie Wi	T43	69-67-69	205	120.00	23,840.00
Robert Allenby	T52	67-68-71	206	82.50	18,560.00
Chad Campbell	T52	67-67-72	206	82.50	18,560.00
Rickie Fowler	T52	71-67-68	206	82.50	18,560.00
Jim Furyk	T52	71-66-69	206	82.50	18,560.00
Robert Karlsson	T52	68-68-70	206	82.50	18,560.00
D.J. Trahan	T52	67-70-69	206	82.50	18,560.00
Kris Blanks	T58	67-69-71	207	52.50	17,520.00
Brendon de Jonge	T58	68-68-71	207	52.50	17,520.00
Harrison Frazar	T58	64-69-74	207	52.50	17,520.00
J.J. Henry	T58	67-70-70	207	52.50	17,520.00
Ryuji Imada	T58	70-67-70	207	52.50	17,520.00
Martin Laird	T58	71-67-69	207	52.50	17,520.00
Bryce Molder	T64	70-68-70	208	30.00	16,800.00
Andres Romero	T64	72-66-70	208	30.00	16,800.00
Kevin Stadler	T64	68-70-70	208	30.00	16,800.00
David Hearn	T67	67-69-73	209	15.00	16,320.00
Joe Ogilvie	T67	68-70-71	209	15.00	16,320.00
Adam Scott	T67	66-67-76	209	15.00	16,320.00
Jhonattan Vegas	70	70-66-74	210	5.00	16,000.00
Steve Marino	71	72-65-74	211	4.90	15,840.00
Retief Goosen	72	68-68-76	212	4.80	15,680.00

The following players did not finish (C=cut, W=withdrew)

C—139-Ricky Barnes, Michael Bradley, Ben Crane, Brian Gay, Chris Kirk, Davis Love III, Troy Matteson, Ryan Moore, Kevin Na, D.A. Points, Chez Reavie, John Rollins, John Senden, Heath Slocum, Michael Thompson, David Toms, **140**-Stewart Cink, Jason Dufner, Tim Herron, Brandt Jobe, Billy Mayfair, George McNeill, Geoff Ogilvy, Scott Stallings, Bubba Watson, **141**-Blake Adams, Tommy Gainey, Zach Johnson, Spencer Levin, Rod Pampling, Brendan Steele, **142**-Nick O'Hern, Johnson Wagner, **143**-Matt Bettencourt, Steven Bowditch, Keegan Bradley, Chris DiMarco, James Driscoll, Robert Garrigus, Tom Gillis, **144**-Paul Goydos, Hunter Haas, Jeff Overton, Vaughn Taylor, Scott Verplank, **145**-Lucas Glover, **146**-Sean O'Hair. **W—81**-Stuart Appleby, **79**-Pat Perez, **77**-Chris Couch, **71**-Steve Flesch.

FedEx St. Jude Championship Summaries

2012

Nick Watney

Bethpage State Park
Farmingdale, NY

August 20-26, 2012

FedExCup Points: 2,500 (1st)
Par/Yards: 35-36--71/ 6,964

Purse: $8,000,000

LEADERS

First Round	
Padraig Harrington	64 (-7)
Brian Harman	65 (-6)
Nick Watney	**65 (-6)**
Gary Christian	66 (-5)
Sergio Garcia	66 (-5)
Pat Perez	66 (-5)
Jimmy Walker	66 (-5)

Second Round	
Sergio Garcia	134 (-8)
Nick Watney	**134 (-8)**
Bob Estes	135 (-7)
Vijay Singh	135 (-7)
Pat Perez	136 (-6)
John Senden	136 (-6)

Third Round	
Sergio Garcia	203 (-10)
Nick Watney	**205 (-8)**
Kevin Stadler	206 (-7)
Bob Estes	207 (-6)
Brandt Snedeker	207 (-6)

CUT: 75 professionals at 1-over par 143 from a field of 123 professionals.

WEATHER: Thursday; Partly to mostly sunny skies with highs in the lower 80s. Winds from the south 6-12 mph. Friday<: Mostly sunny with a high of 85. Winds from the south at 6-12 mph. Saturday: Partly cloudy with a high of 80. Winds E-SE at 8-15 mph. Sunday: Mostly sunny skies in the morning changing to partly cloudy in the afternoon with a high of 80. Winds E-SE 6-12 mph.

Player	Pos.		Score	FedEx Pts	Money
NICK WATNEY	**1**	**65-69-71-69**	**274**	**2,500.00**	**$1,440,000.00**
Brandt Snedeker	2	70-69-68-70	277	1,500.00	864,000.00
Sergio Garcia	T3	66-68-69-75	278	875.00	464,000.00
Dustin Johnson	T3	67-71-72-68	278	875.00	464,000.00
Graham DeLaet	T5	75-67-72-65	279	481.25	281,000.00
Brian Harman	T5	65-75-68-71	279	481.25	281,000.00
Louis Oosthuizen	T5	70-71-68-70	279	481.25	281,000.00
Lee Westwood	T5	69-72-68-70	279	481.25	281,000.00
Greg Chalmers	9	70-70-68-72	280	400.00	232,000.00
Bud Cauley	T10	71-71-72-67	281	302.77	160,888.89
Tim Clark	T10	70-72-67-72	281	302.77	160,888.89
Luke Donald	T10	68-74-69-70	281	302.77	160,888.89
Bob Estes	T10	69-66-72-74	281	302.77	160,888.89
Tom Gillis	T10	69-72-68-72	281	302.77	160,888.89
David Hearn	T10	70-73-67-71	281	302.77	160,888.89
William McGirt	T10	68-74-67-72	281	302.77	160,888.89
Bubba Watson	T10	70-70-70-71	281	302.77	160,888.89
Kevin Stadler	T10	72-69-65-75	281	302.77	160,888.88
Padraig Harrington	T19	64-75-75-68	282	250.00	96,960.00
J.B. Holmes	T19	71-69-73-69	282	250.00	96,960.00
Geoff Ogilvy	T19	70-72-69-71	282	250.00	96,960.00
John Senden	T19	68-68-72-74	282	250.00	96,960.00
Josh Teater	T19	72-71-69-70	282	250.00	96,960.00
Ricky Barnes	T24	71-72-70-70	283	207.50	56,700.00
Roberto Castro	T24	76-67-69-71	283	207.50	56,700.00
Jason Day	T24	70-70-77-66	283	207.50	$56,700.00
Harris English	T24	70-69-71-73	283	207.50	56,700.00
Rickie Fowler	T24	67-70-75-71	283	207.50	56,700.00
Rory McIlroy	T24	69-73-69-72	283	207.50	56,700.00
Ryan Moore	T24	69-69-70-75	283	207.50	56,700.00
Ryan Palmer	T24	75-68-68-72	283	207.50	56,700.00
Carl Pettersson	T24	73-66-73-71	283	207.50	56,700.00
Charl Schwartzel	T24	71-69-69-74	283	207.50	56,700.00
Scott Stallings	T24	72-70-71-70	283	207.50	56,700.00
Bo Van Pelt	T24	70-69-74-70	283	207.50	56,700.00
John Huh	T36	70-67-77-70	284	172.50	40,200.00
Ian Poulter	T36	68-71-76-69	284	172.50	40,200.00
Tommy Gainey	T38	70-70-73-72	285	147.50	32,000.00
Zach Johnson	T38	68-75-72-70	285	147.50	32,000.00
Matt Kuchar	T38	72-68-73-72	285	147.50	32,000.00
Phil Mickelson	T38	68-74-67-76	285	147.50	32,000.00
Greg Owen	T38	68-73-72-72	285	147.50	32,000.00
Pat Perez	T38	66-70-77-72	285	147.50	32,000.00
Jimmy Walker	T38	66-74-74-71	285	147.50	32,000.00
Tiger Woods	T38	68-69-72-76	285	147.50	32,000.00
Jonas Blixt	T46	67-73-73-73	286	107.50	21,080.00
Gary Christian	T46	66-71-77-72	286	107.50	21,080.00
Chris Kirk	T46	68-71-76-71	286	107.50	21,080.00
Billy Mayfair	T46	71-72-71-72	286	107.50	21,080.00
Bryce Molder	T46	70-73-71-72	286	107.50	21,080.00
Rod Pampling	T46	70-73-74-69	286	107.50	$21,080.00
Justin Rose	T46	67-72-79-68	286	107.50	21,080.00
Vijay Singh	T46	68-67-76-75	286	107.50	21,080.00
Ernie Els	T54	68-72-72-75	287	67.50	18,000.00
Brian Gay	T54	71-72-72-72	287	67.50	18,000.00
Charles Howell III	T54	71-69-77-70	287	67.50	18,000.00
Troy Kelly	T54	74-66-74-73	287	67.50	18,000.00
Sean O'Hair	T54	71-72-73-71	287	67.50	18,000.00
John Rollins	T54	72-69-74-72	287	67.50	18,000.00
Henrik Stenson	T54	73-65-78-71	287	67.50	18,000.00
Steve Stricker	T54	69-71-73-74	287	67.50	18,000.00
Adam Scott	62	70-69-74-75	288	45.00	17,280.00
Kevin Streelman	T63	69-72-76-72	289	37.50	17,040.00
Michael Thompson	T63	71-68-77-73	289	37.50	17,040.00
Blake Adams	T65	71-69-78-72	290	27.50	16,720.00
Troy Matteson	T65	68-73-76-73	290	27.50	16,720.00
Trevor Immelman	T67	75-66-75-75	291	12.50	16,240.00
Fredrik Jacobson	T67	71-68-79-73	291	12.50	16,240.00
George McNeill	T67	67-76-71-77	291	12.50	16,240.00
Seung-Yul Noh	T67	71-71-78-71	291	12.50	16,240.00
Robert Garrigus	T71	73-68-77-74	292	4.85	15,760.00
Martin Laird	T71	70-68-77-77	292	4.85	15,760.00
K.J. Choi	T73	67-71-80-75	293	4.65	15,440.00
Jeff Maggert	T73	69-74-74-76	293	4.65	15,440.00
James Driscoll	75	73-70-75-77	295	4.50	15,200.00

The following players did not finish (C=cut, W=withdrew)

C—144-Robert Allenby, Keegan Bradley, Chad Campbell, Will Claxton, Ben Crane, Ben Curtis, Ken Duke, Martin Flores, Jim Furyk, J.J. Henry, Kevin Na, Webb Simpson, Kyle Stanley, **145**-Brendon de Jonge, John Mallinger, Jeff Overton, D.A. Points, Heath Slocum, **146**-Jonathan Byrd, Bill Haas, Graeme McDowell, Scott Piercy, David Toms, **147**-Marc Leishman, Hunter Mahan, John Merrick, Chris Stroud, Daniel Summerhays, Cameron Tringale, Mark Wilson, **148**-Brian Davis, Colt Knost, Davis Love III, Andres Romero, **149**-Kevin Chappell, Harrison Frazar, Rory Sabbatini, **150**-Aaron Baddeley, Dicky Pride, Johnson Wagner, **151**-Charley Hoffman, Ted Potter, Jr., Charlie Wi, **152**-Jerry Kelly, **154**-Boo Weekley, **155**-Sang-Moon Bae. **W--78**-Jason Bohn, **75**-Matt Every.

FedEx St. Jude Championship Summaries

2013

Adam Scott

Liberty National GC
Jersey City, NJ

August 19-25

FedExCup Points: 2,500 (1st)
Par/Yards: 36-35--71/ 7,353

Purse: $8,000,000

LEADERS

First Round	
Kevin Stadler	64 (-7)
Ryan Palmer	65 (-6)
Henrik Stenson	65 (-6)
Camilo Villegas	65 (-6)
Jason Day	66 (-5)
Matt Kuchar	66 (-5)
Adam Scott	**69 (-2)**

Second Round	
Matt Kuchar	131 (-11)
Webb Simpson	133 (-9)
Gary Woodland	133 (-9)
Keegan Bradley	135 (-7)
Rickie Fowler	135 (-7)
Charl Schwartzel	135 (-7)
Adam Scott	**135 (-7)**

Third Round	
Matt Kuchar	201 (-12)
Gary Woodland	201 (-12)
Kevin Chappell	202 (-11)
David Lynn	205 (-8)
Tiger Woods	205 (-8)
Adam Scott	**207 (-6)**

CUT: 75 professionals at 1-over par 143 from a field of 123 professionals**.**

WEATHER: Thursday; Mostly cloudy, with periodic thunderstorms and showers. High of 86. Winds SSW at 10-18 mph. Officials suspended play due to a dangerous weather situation at 8:33 a.m., with play resuming at 11:05 a.m. Play was suspended due to bad weather again at 12:47 p.m., resuming at 4:15 p.m. Play was suspended due to darkness at 7:43 p.m. Friday: Partly cloudy and less humid. High of 85.
Winds N at 10-20 mph. The first round resumed at 7:02 a.m. The second round began at 10:20 a.m., and was suspended due to darkness at 7:45 p.m., with 40 players yet to finish their rounds. Saturday: Mostly sunny and pleasant. High of 80. Winds E at 6-12 mph. The second round resumed at 7:27 a.m. and the third round began at 10:43 a.m. The third round was played in threesomes off of split tees. Sunday: Mostly sunny. High of 82. Winds SSE at 8-15 mph.

Player	Pos.	Score		FedEx Pts	Money
ADAM SCOTT	**1**	**69-66-72-66**	**273**	**2,500.00**	**$1,440,000.00**
Graham DeLaet	T2	67-73-69-65	274	950.00	528,000.00
Justin Rose	T2	68-68-70-68	274	950.00	528,000.00
Gary Woodland	T2	69-64-68-73	274	950.00	528,000.00
Tiger Woods	T2	67-69-69-69	274	950.00	528,000.00
Jim Furyk	T6	70-66-70-69	275	458.33	268,000.00
Phil Mickelson	T6	71-69-70-65	275	458.33	268,000.00
D.A. Points	T6	70-72-66-67	275	458.33	268,000.00
Matt Every	T9	67-72-69-68	276	362.50	208,000.00
Rickie Fowler	T9	71-64-71-70	276	362.50	208,000.00
Jason Kokrak	T9	70-69-70-67	276	362.50	208,000.00
Nick Watney	T9	68-70-69-69	276	362.50	208,000.00
Rory Sabbatini	T13	71-67-71-68	277	292.50	160,000.00
Bubba Watson	T13	68-70-68-71	277	292.50	160,000.00
Kevin Chappell	T15	68-72-62-76	278	272.50	132,000.00
John Huh	T15	73-64-71-70	278	272.50	132,000.00
Webb Simpson	T15	67-66-74-71	278	272.50	132,000.00
Daniel Summerhays	T15	70-69-69-70	278	272.50	132,000.00
Brendon de Jonge	T19	67-69-72-71	279	247.50	93,600.00
Matt Kuchar	T19	66-65-70-78	279	247.50	93,600.00
David Lynn	T19	71-65-69-74	279	247.50	93,600.00
Rory McIlroy	T19	71-65-71-72	279	247.50	93,600.00
Jordan Spieth	T19	70-68-68-73	279	247.50	93,600.00
Kevin Streelman	T19	70-68-68-73	279	247.50	93,600.00
Roberto Castro	T25	70-70-69-71	280	212.50	58,500.00
Jason Day	T25	66-73-71-70	280	212.50	$58,500.00
Bill Haas	T25	73-66-71-70	280	212.50	58,500.00
Hunter Mahan	T25	69-68-72-71	280	212.50	58,500.00
Bryce Molder	T25	69-69-72-70	280	212.50	58,500.00
Ryan Moore	T25	67-72-69-72	280	212.50	58,500.00
Charl Schwartzel	T25	68-67-74-71	280	212.50	58,500.00
Lee Westwood	T25	73-68-71-68	280	212.50	58,500.00
Keegan Bradley	T33	72-63-74-72	281	182.50	44,200.00
Charles Howell III	T33	72-66-73-70	281	182.50	44,200.00
Matt Jones	T33	71-68-72-70	281	182.50	44,200.00
Chris Stroud	T33	73-66-70-72	281	182.50	44,200.00
Greg Chalmers	T37	73-69-66-74	282	162.50	36,800.00
Jason Dufner	T37	71-70-71-70	282	162.50	36,800.00
Sergio Garcia	T37	70-66-71-75	282	162.50	36,800.00
Freddie Jacobson	T37	68-68-74-72	282	162.50	36,800.00
Stuart Appleby	T41	69-71-72-71	283	147.50	32,000.00
Luke Donald	T41	67-72-72-72	283	147.50	32,000.00
Aaron Baddeley	T43	69-72-66-77	284	125.00	24,960.00
Erik Compton	T43	72-70-72-70	284	125.00	24,960.00
Brian Gay	T43	68-72-77-67	284	125.00	24,960.00
George McNeill	T43	71-68-76-69	284	125.00	24,960.00
Scott Piercy	T43	72-70-69-73	284	125.00	24,960.00
Kevin Stadler	T43	64-73-76-71	284	125.00	24,960.00
Henrik Stenson	T43	65-73-75-71	284	125.00	24,960.00
Martin Kaymer	T50	68-70-75-72	285	97.50	19,480.00
John Merrick	T50	69-73-70-73	285	97.50	$19,480.00
Kyle Stanley	T50	70-67-76-72	285	97.50	19,480.00
Nicholas Thompson	T50	67-74-72-72	285	97.50	19,480.00
Martin Flores	T54	71-69-77-69	286	77.50	18,320.00
Carl Pettersson	T54	68-73-73-72	286	77.50	18,320.00
Camilo Villegas	T54	65-73-72-76	286	77.50	18,320.00
Jimmy Walker	T54	68-73-72-73	286	77.50	18,320.00
Jonas Blixt	T58	69-67-70-81	287	57.50	17,680.00
Bob Estes	T58	72-68-74-73	287	57.50	17,680.00
Cameron Tringale	T58	74-67-73-73	287	57.50	17,680.00
Boo Weekley	T58	69-72-75-71	287	57.50	17,680.00
Scott Brown	T62	70-70-78-70	288	40.00	17,120.00
Scott Langley	T62	72-69-76-71	288	40.00	17,120.00
John Senden	T62	71-71-71-75	288	40.00	17,120.00
Geoff Ogilvy	65	68-73-77-71	289	30.00	16,800.00
Jeff Overton	T66	68-74-74-74	290	22.50	16,560.00
Ryan Palmer	T66	65-73-75-77	290	22.50	16,560.00
K.J. Choi	T68	71-71-73-76	291	12.50	16,240.00
Stewart Cink	T68	70-70-79-72	291	12.50	16,240.00
Charley Hoffman	70	68-71-79-74	292	5.00	16,000.00
Marc Leishman	71	72-70-75-77	294	4.90	15,840.00
David Hearn	T72	73-68-79-75	295	4.70	15,520.00
Martin Laird	T72	74-68-77-76	295	4.70	15,520.00
Josh Teater	T72	68-72-76-79	295	4.70	15,520.00

The following players did not finish (C=cut, W=withdrew)

C—144-Robert Allenby, Keegan Bradley, Chad Campbell, Will Claxton, Ben Crane, Ben Curtis, Ken Duke, Martin Flores, Jim Furyk, J.J. Henry, Kevin Na, Webb Simpson, Kyle Stanley, **145**-Brendon de Jonge, John Mallinger, Jeff Overton, D.A. Points, Heath Slocum, **146**-Jonathan Byrd, Bill Haas, Graeme McDowell, Scott Piercy, David Toms, **147**-Marc Leishman, Hunter Mahan, John Merrick, Chris Stroud, Daniel Summerhays, Cameron Tringale, Mark Wilson, **148**-Brian Davis, Colt Knost, Davis Love III, Andres Romero, **149**-Kevin Chappell, Harrison Frazar, Rory Sabbatini, **150**-Aaron Baddeley, Dicky Pride, Johnson Wagner, **151**-Charley Hoffman, Ted Potter, Jr., Charlie Wi, **152**-Jerry Kelly, **154**-Boo Weekley, **155**-Sang-Moon Bae. **W--78**-Jason Bohn, **75**-Matt Every.

FedEx St. Jude Championship Summaries

2014

Hunter Mahan

Ridgewood CC
Paramus, NJ

August 18-24

FedExCup Points: 17,690 (1st)
Par/Yards: 35-36--71/ 7,319

Purse: $8,000,000

LEADERS

First Round	
Bo Van Pelt	65 (-6)
Paul Casey	66 (-5)
Jim Furyk	66 (-5)
Charles Howell III	66 (-5)
Hunter Mahan	**66 (-5)**
Ben Martin	66 (-5)
Brendon Todd	66 (-5)
Cameron Tringal	66 (-5)
Brendon de Jonge	66 (-5

Second Round	
Adam Scott	134 (-8)
Cameron Tringale	134 (-8)
Kevin Chappell	135 (-7)
Jim Furyk	135 (-7)
Brendon Todd	135 (-7)
Hunter Mahan	**137 (-5)**

Third Round	
Jason Day	204 (-9)
Jim Furyk	204 (-9)
Hunter Mahan	**205 (-8)**
Kevin Chappell	206 (-7)
Morgan Hoffmann	206 (-7)
Matt Kuchar	206 (-7)
Kevin Na	206 (-7)
Brendon Todd	206 (-7)
Cameron Tringale	206 (-7)
Bo Van Pelt	206 (-7)

CUT: Cut: 79 professionals at even-par-142 from a field of 122 professionals made the 36-hole cut. 70 players made the 54-hole cut at 1-over 214.

WEATHER: Thursday: Mostly cloudy, with a high of 82. Wind SSE at 10 mph. Friday: Mostly cloudy, with a high of 79. Wind ESE at 10 mph. Saturday: Mostly cloudy, with a high of 75. Wind SE at 10 mph. Sunday: Partly cloudy, with a high of 82. Wind SE 8-10 mph.

Player	Pos.	Score	FedEx Pts	Money
HUNTER MAHAN	**1**	**66-71-68-65**	**270**	**2,500.00**	**$1,440,000.00**
Stuart Appleby	T2	73-66-68-65	272	1,083.33	597,333.34
Jason Day	T2	72-64-68-68	272	1,083.33	597,333.33
Cameron Tringale	T2	66-68-72-66	272	1,083.33	597,333.33
Ernie Els	T5	68-68-71-66	273	500.00	292,000.00
Matt Kuchar	T5	68-70-68-67	273	500.00	292,000.00
William McGirt	T5	68-71-68-66	273	500.00	292,000.00
Jim Furyk	8	66-69-69-70	274	425.00	248,000.00
Rickie Fowler	T9	68-73-67-67	275	362.50	208,000.00
T9Morgan Hoffmann	T9	70-70-66-69	275	362.50	208,000.00
Kevin Na	T9	70-66-70-69	275	362.50	208,000.00
Patrick Reed	T9	71-66-73-65	275/-9362.50	208,000.00
Bo Van Pelt	T13	65-71-70-70	276/-8292.50	160,000.00
Gary Woodland	T13	73-66-69-68	276/-8292.50	160,000.00
Stewart Cink	T15	69-72-68-68	277/-7272.50	132,000.00
Gonzalo Fdez-Castano	T15	70-69-68-70	277/-7272.50	132,000.00
Bill Haas	T15	70-70-70-67	277/-7272.50	132,000.00
Adam Scott	T15	69-65-75-68	277/-7272.50	132,000.00
Erik Compton	T19	68-69-70-71	278/-6255.00	104,000.00
Ryo Ishikawa	T19	67-73-68-70	278/-6255.00	104,000.00
Chris Stroud	T19	69-70-69-70	278/-6255.00	104,000.00
Steven Bowditch	T22	68-72-70-69	279/-5227.50	70,200.00
Angel Cabrera	T22	71-69-69-70	279/-5227.50	70,200.00
Paul Casey	T22	66-71-71-71	279/-5227.50	70,200.00
Charles Howell III	T22	66-75-68-70	279/-5227.50	70,200.00
Zach Johnson	T22	68-70-72-69	279/-5227.50	70,200.00
Rory McIlroy	T22	74-65-70-70	279/-5227.50	70,200.00
John Senden	T22	68-71-74-66	279/-5227.50	$70,200.00
Jordan Spieth	T22	70-70-72-67	279/-5227.50	70,200.00
Kevin Chappell	T30	68-67-71-74	280/-4187.50	46,500.00
Charley Hoffman	T30	73-69-69-69	280/-4187.50	46,500.00
Scott Langley	T30	70-68-76-66	280/-4187.50	46,500.00
Hideki Matsuyama	T30	68-70-72-70	280/-4187.50	46,500.00
Justin Rose	T30	68-70-70-72	280/-4187.50	46,500.00
Charl Schwartzel	T30	69-70-71-70	280/-4187.50	46,500.00
Shawn Stefani	T30	71-70-71-68	280/-4187.50	46,500.00
Bubba Watson	T30	68-70-71-71	280/-4187.50	46,500.00
David Hearn	T38	69-72-69-71	281/-3147.50	32,000.00
John Huh	T38	69-69-74-69	281/-3147.50	32,000.00
Jerry Kelly	T38	74-68-68-71	281/-3147.50	32,000.00
Russell Knox	T38	67-69-74-71	281/-3147.50	32,000.00
Danny Lee	T38	67-71-70-73	281/-3147.50	32,000.00
Graeme McDowell	T38	70-68-71-72	281/-3147.50	32,000.00
Andres Romero	T38	72-70-68-71	281/-3147.50	32,000.00
Henrik Stenson	T38	72-64-77-68	281/-3147.50	32,000.00
Ben Martin	T46	66-76-70-70	282/-2110.00	21,394.29
Troy Merritt	T46	69-71-72-70	282/-2110.00	21,394.29
Kevin Stadler	T46	74-67-70-71	282/-2110.00	21,394.29
Daniel Summerhays	T46	68-72-72-70	282/-2110.00	21,394.29
Bryce Molder	T46	74-68-68-72	282/-2110.00	21,394.28
Kevin Streelman	T46	75-67-69-71	282/-2110.00	21,394.28
Brendon Todd	T46	66-69-71-76	282/-2110.00	21,394.28
T53Keegan Bradley	T53	68-73-70-72	283/-1 82.50	18,520.00
Chris Kirk	T53	71-68-73-71	283/-1 82.50	18,520.00
Seung-Yul Noh	T53	68-72-70-73	283/-1 82.50	$18,520.00
Jeff Overton	T53	72-71-70-70	283/-1 82.50	18,520.00
Sergio Garcia	T57	71-68-71-74	284/E	62.50	17,840.00
Brian Harman	T57	69-74-68-73	284/E	62.50	17,840.00
Brendan Steele	T57	71-71-69-73	284/E	62.50	17,840.00
Lee Westwood	T57	70-73-71-70	284/E	62.50	17,840.00
Jason Bohn	T61	68-71-74-72	285/1	40.00	17,120.00
Brendon de Jonge	T61	66-72-72-75	285/1	40.00	17,120.00
Russell Henley	T61	70-71-73-71	285/1	40.00	17,120.00
Jason Kokrak	T61	70-71-71-73	285/1	40.00	17,120.00
Boo Weekley	T61	72-68-71-74	285/1	40.00	17,120.00
Retief Goosen	T66	69-69-74-74	286/2	22.50	16,560.00
Jhonattan Vegas	T66	69-74-69-74	286/2	22.50	16,560.00
Ricky Barnes	T68	68-75-70-76	289/5	12.50	16,240.00
Vijay Singh	T68	69-73-71-76	289/5	12.50	16,240.00
Chesson Hadley	T70	74-69-70-78	291/7	5.00	16,000.00
K.J. Choi	T71	68-75-72	215/2	4.80	15,680.00
Luke Guthrie	T71	71-72-72	215/2	4.80	15,680.00
Tim Wilkinson	T71	72-71-72	215/2	4.80	15,680.00
Brian Davis	T74	73-66-77	216/3	4.45	15,120.00
Ryan Palmer	T74	69-71-76	216/3	4.45	15,120.00
Brian Stuard	T74	73-70-73	216/3	4.45	15,120.00
David Toms	T74	69-73-74	216/3	4.45	15,120.00
Phil Mickelson	78	71-72-75	218/5	4.20	14,720.00
Martin Flores	79	73-70-76	219/6	4.10	14,560.00

The following players did not finish (C=cut, W=withdrew)

C—144-Aaron Baddeley, Robert Garrigus, Justin Hicks, Billy Hurley III, Matt Jones, George McNeill, Ian Poulter, Brandt Snedeker, Andrew Svoboda, **145**-Jonas Blixt, Graham DeLaet, Luke Donald, Kevin Kisner, Justin Leonard, Louis Oosthuizen, Michael Putnam, Scott Stallings, Jimmy Walker, Nick Watney, **146**-Robert Allenby, Scott Brown, Ben Crane, Harris English, Matt Every, James Hahn, Billy Horschel, Webb Simpson, Robert Streb, **147**-Sang-Moon Bae, Marc Leishman, Will MacKenzie, Ryan Moore, Carl Pettersson, **148**-J.B. Holmes, Freddie Jacobson, Martin Kaymer, Pat Perez, Camilo Villegas, **149**-Geoff Ogilvy, Michael Thompson, **150**-Brice Garnett, **151**-Rory Sabbatini. **W—76**-Tim Clark.

FedEx St. Jude Championship Summaries

2015

Jason Day

Plainfield CC
Edison, NJ

August 24-30

FedExCup Points: 14,052 (1st)
Par/Yards: 34-36--70/ 7,012

Purse: 8,250,000

LEADERS

First Round

Tony Finau	65 (-5)
Spencer Levin	65 (-5)
Camilo Villegas	65 (-5)
Bubba Watson	65 (-5)
Paul Casey	66 (-4)
Jason Dufner	66 (-4)
Russell Knox	66 (-4)
Danny Lee	66 (-4)
Bryce Molder	66 (-4)
Cameron Tringale	66 (-4)
Jason Day	**68 (-2)**

Second Round

Bubba Watson	133 (-7)
Jason Dufner	134 (-6)
Tony Finau	134 (-6)
Zach Johnson	134 (-6)
Henrik Stenson	134 (-6)
Jason Day	**136 (-4)**

Third Round

Sangmoon Bae	199 (-11)
Jason Day	**199 (-11)**
Bubba Watson	200 (-10)
Zach Johnson	201 (-9)
Ryan Palmer	201 (-9)
Henrik Stenson	201 (-9)

CUT: 72 players at 2-over 142 from a field of 120 professionals.

WEATHER: Thursday: Sunny, with a high in the low-80s with NW wind at 10-15 mph. Friday: A cool start with temperatures in the upper-50s, sunny and temperatures in the low-80s throughout the day. NNW winds at 5-10 mph. Saturday: Partly cloudy, with temperatures in the mid-80s. Wind SSW at 5-10 mph, shifting to NNE at 4-8 mph. Sunday: Partly cloudy, with a high of 87. Wind SW at 10-15 mph.

Player	Pos.	Score		FedEx Pts/	Money
JASON DAY	**1**	**68 -68-63-62**	**261**	**2,000.00**	**$1,485,000.00**
Henrik Stenson	2	68-66-67-66	267	1,200.00	891,000.00
Bubba Watson	3	65-68-67-69	269	760.00	561,000.00
Zac Blair	T4	69-68-67-66	270	490.00	363,000.00
Zach Johnson	T4	69-65-67-69	270	490.00	363,000.00
Sangmoon Bae	T6	69-67-63-72	271	366.66	276,375.00
Ryan Palmer	T6	69-67-65-70	271	366.66	276,375.00
Daniel Summerhays	T6	67-70-68-66	271	366.66	276,375.00
Jason Bohn	T9	71-64-72-65	272	310.00	231,000.00
Dustin Johnson	T9	70-70-67-65	272	310.00	231,000.00
Jim Furyk	T11	68-69-69-67	273	270.00	198,000.00
Bryce Molder	T11	66-71-67-69	273	270.00	198,000.00
Steven Bowditch	T13	71-67-72-64	274	230.66	159,500.00
Jim Herman	T13	69-69-69-67	274	230.66	159,500.00
Hideki Matsuyama	T13	69-69-67-69	274	230.66	159,500.00
Tony Finau	T16	65-69-71-70	275	214.00	127,875.00
Spencer Levin	T16	65-71-67-72	275	214.00	127,875.00
Justin Rose	T16	77-65-63-70	275	214.00	127,875.00
Justin Thomas	T16	71-69-68-67	275	214.00	127,875.00
Kevin Kisner	T20	67-71-65-73	276	198.00	96,112.50
Russell Knox	T20	66-71-67-72	276	198.00	96,112.50
T20 Kevin Na	T20	69-69-67-71	276	198.00	96,112.50
Pat Perez	T20	68-69-70-69	276	198.00	96,112.50
Kevin Chappell	T24	72-68-70-67	277	178.00	66,825.00
Luke Donald	T24	73-68-65-71	277	178.00	$66,825.00
Carlos Ortiz	T24	73-68-62-74	277	178.00	66,825.00
Rory Sabbatini	T24	71-70-67-69	277	178.00	66,825.00
Brendon Todd	T24	70-70-66-71	277	178.00	66,825.00
Mark Wilson	T24	72-68-69-68	277	178.00	66,825.00
Jason Gore	T30	71-69-70-68	278	148.00	46,933.34
Brian Harman	T30	71-68-71-68	278	148.00	46,933.34
Webb Simpson	T30	71-68-73-66	278	148.00	46,933.34
Jason Dufner	T30	66-68-69-75	278	148.00	46,933.33
Harris English	T30	74-68-66-70	278	148.00	46,933.33
Danny Lee	T30	66-71-71-70	278	48.00	46,933.33
George McNeill	T30	71-70-68-69	278	148.00	46,933.33
Cameron Tringale	T30	66-71-69-72	278	148.00	46,933.33
Camilo Villegas	T30	65-70-70-73	278	148.00	46,933.33
Paul Casey	T39	66-76-69-68	279	118.00	33,000.00
Stewart Cink	T39	67-73-67-72	279	118.00	33,000.00
Morgan Hoffmann	T39	70-68-70-71	279	118.00	33,000.00
Matt Kuchar	T39	71-70-66-72	279	118.00	33,000.00
Shawn Stefani	T39	71-67-70-71	279	118.00	33,000.00
Robert Streb	T39	68-68-70-73	279	118.00	33,000.00
David Hearn	T45	70-69-73-68	280	96.00	24,156.00
J.J. Henry	T45	70-72-69-69	280	96.00	24,156.00
Sean O'Hair	T45	68-68-70-74	280	96.00	24,156.00
John Senden	T45	69-70-74-67	280	96.00	24,156.00
Johnson Wagner	T45	67-71-73-69	280	96.00	$24,156.00
Phil Mickelson	T50	68-71-69-73	281	80.00	20,295.00
Scott Pinckney	T50	70-71-69-71	281	80.00	20,295.00
Hudson Swafford	T50	68-68-71-74	281	80.00	20,295.00
Bill Haas	T53	71-70-67-74	282	64.00	19,008.00
Matt Jones	T53	67-72-72-71	282	64.00	19,008.00
Troy Merritt	T53	71-71-69-71	282	64.00	19,008.00
Kevin Streelman	T53	70-71-70-71	282	64.00	19,008.00
Nick Taylor	T53	67-73-69-73	282	64.00	19,008.00
James Hahn	T58	69-72-68-74	283	46.00	18,232.50
J.B. Holmes	T58	70-71-73-69	283	46.00	18,232.50
Charles Howell III	T58	70-69-71-73	283	46.00	18,232.50
Lee Westwood	T58	68-73-73-69	283	46.00	18,232.50
Ken Duke	T62	71-70-68-75	284	30.00	17,572.50
Charley Hoffman	T62	69-71-72-72	284	30.00	17,572.50
Scott Piercy	T62	73-69-68-74	284	30.00	17,572.50
Patrick Reed	T62	68-69-75-72	284	30.00	17,572.50
Ryo Ishikawa	T66	68-74-68-75	285	18.00	17,077.50
Vijay Singh	T66	70-70-72-73	285	18.00	17,077.50
Ben Martin	68	69-70-72-75	286	12.00	16,830.00
Jeff Overton	T69	69-72-71-75	287	6.00	16,582.50
Jimmy Walker	T69	72-69-71-75	287	6.00	16,582.50
Fabian Gomez	71	71-71-69-78	289	3.92	16,335.00
Russell Henley	72	73-69-76-72	290	3.84	16,170.00

The following players did not finish (C=cut, W=withdrew)

C—143-Rickie Fowler, Martin Laird, John Peterson, Brandt Snedeker, Will Wilcox, Gary Woodland **144**-Chad Campbell, Alex Cejka, Brendon de Jonge, Chris Kirk, Jason Kokrak, Kyle Reifers, Charl Schwartzel , **145**-Adam Scott, Steve Wheatcroft, Adam Hadwin, Brooks Koepka, Greg Owen, Brendan Steele, Chris Stroud, Nick Watney, **147-**Daniel Berger, Jonas Blixt, Keegan Bradley, Scott Brown, Chad Collins, Jon Curran, Chesson Hadley, Colt Knost, Jordan Spieth, Graham DeLaet, **148-**Padraig Harrington, Jerry Kelly, Marc Leishman, Boo Weekley, **149-**Andres Gonzales, John Huh, Davis Love III, Hunter Mahan, **150-**David Lingmerth, Ryan Moore, Carl Pettersson, **151-**Tim Clark, **152-**Ian Poulter, **153-**Billy Horschel, William McGirt, **155-**Matt Every **W—**Erik Compton

FedEx St. Jude Championship Summaries

2016

Patrick Reed

Bethpage State Park (Black) **August 22-28, 201** **FedExCup Points: 2,000 (first)** **Purse: $8,500,000**
Farmingdale, NY **Par/Yards: 36-35—71/7,468**

LEADERS

First Round
Martin Laird ....66 (-5)
Patrick Reed .... 66 (-5)
Kevin Chappell ....67 (-4)
Rickie Fowler ....67 (-4)
Emiliano Grillo ....67 (-4)
J.B. Holmes ....67 (-4)

Second Round
Patrick Reed ....134 (-8)
Rickie Fowler ....136 (-6)
Emiliano Grillo ....136 (-6)
Ryan Moore ....137 (-5)
Jason Day ....138 (-4)
Adam Hadwin ....138 (-4)
Martin Laird ....138 (-4)
Sean O'Hair ....138 (-4)
Jordan Spieth ....138 (-4)

Third Round
Rickie Fowler ....204 (-9)
Patrick Reed ....205 (-8)
Adam Scott ....206 (-7)
Emiliano Grillo ....207 (-6)
Martin Laird ....207 (-6)

CUT: 79 players at 3-over 145 from a field of 120 professionals.

WEATHER: Thursday: Sunny with a high of 84. Wind SSW at 12-18 mph with gusts of 25 mph. **Friday:** Sunny with a high of 90. Wind WSW at 10-15. **Saturday:** Sunny with a high of 86. Wind NNE in the morning, switching to ESE then to SSE at 10-15 mph. **Sunday:** Sunny with a high of 85. Wind SSE at 10-15 mph.

Player	Pos.	Score	FedEx Pts	Money
PATRICK REED	**1**	**66-68-71-70**	**275**	**2,000.00**	**$1,530,000.00**
Emiliano Grillo	T2	67-69-71-69	276	980.00	748,000.00
Sean O'Hair	T2	69-69-72-66	276	980.00	748,000.00
Jason Day	T4	68-70-70-69	277	460.00	351,333.34
Adam Scott	T4	69-72-65-71	277	460.00	351,333.33
Gary Woodland	T4	71-69-68-69	277	460.00	351,333.33
Jason Kokrak	T7	74-66-69-69	278	340.00	264,916.67
Ryan Moore	T7	69-68-72-69	278	340.00	264,916.67
Rickie Fowler	T7	67-69-68-74	278	340.00	264,916.66
Jordan Spieth	T10	71-67-72-69	279	290.00	221,000.00
Justin Thomas	T10	71-71-66-71	279	290.00	221,000.00
Tony Finau	12	72-70-67-71	280	260.00	195,500.00
Charley Hoffman	T13	71-69-74-67	281	225.60	154,700.00
Billy Horschel	T13	69-72-70-70	281	225.60	154,700.00
Phil Mickelson	T13	70-73-70-68	281	225.60	154,700.00
Ryan Palmer	T13	71-68-70-72	281	225.60	154,700.00
Bubba Watson	T13	71-74-70-66	281	225.60	154,700.00
Dustin Johnson	T18	70-72-67-73	282	206.00	114,750.00
Sung Kang	T18	68-75-75-64	282	206.00	114,750.00
Martin Laird	T18	66-72-69-75	282	206.00	114,750.00
Louis Oosthuizen	T18	72-73-70-67	282	206.00	114,750.00
Jhonattan Vegas	T22	68-71-74-70	283	180.00	72,722.23
Johnson Wagner	T22	74-69-76-64	283	180.00	72,722.23
Jason Dufner	T22	73-68-69-73	283	180.00	72,722.22
Brian Harman	T22	70-72-71-70	283	180.00	72,722.22
Jim Herman	T22	71-68-73-71	283	180.00	72,722.22
Jamie Lovemark	T22	74-66-69-74	283	180.00	72,722.22
Scott Piercy	T22	69-72-72-70	283	180.00	$72,722.22
Brendan Steele	T22	73-70-68-72	283	180.00	72,722.22
Kevin Streelman	T22	71-70-67-75	283	180.00	72,722.22
Paul Casey	T31	71-70-71-72	284	142.00	45,220.00
Kevin Chappell	T31	67-72-75-70	284	142.00	45,220.00
Derek Fathauer	T31	69-73-73-69	284	142.00	45,220.00
John Huh	T31	69-71-73-71	284	142.00	45,220.00
Jerry Kelly	T31	70-70-72-72	284	142.00	45,220.00
Ben Martin	T31	71-70-74-69	284	142.00	45,220.00
Rory McIlroy	T31	71-69-71-73	284	142.00	45,220.00
Chez Reavie	T31	70-71-70-73	284	142.00	45,220.00
Justin Rose	T31	73-70-70-71	284	142.00	45,220.00
John Senden	T31	70-71-75-68	284	142.00	45,220.00
Blayne Barber	T41	70-69-71-75	285	108.00	29,750.00
Jim Furyk	T41	70-71-71-73	285	108.00	29,750.00
J.B. Holmes	T41	67-72-76-70	285	108.00	29,750.00
William McGirt	T41	73-70-75-67	285	108.00	29,750.00
Brian Stuard	T41	71-73-68-73	285	108.00	29,750.00
Hudson Swafford	T41	72-73-72-68	285	108.00	29,750.00
Tyrone V. Aswegen	T41	73-71-72-69	285	108.00	29,750.00
Russell Henley	T48	72-73-71-70	286	84.00	21,624.00
Zach Johnson	T48	73-69-75-69	286	84.00	21,624.00
Kevin Kisner	T48	70-72-68-76	286	84.00	21,624.00
Webb Simpson	T48	72-73-71-70	286	84.00	21,624.00
Brandt Snedeker	T48	70-73-70-73	286	84.00	21,624.00
Keegan Bradley	T53	70-71-74-72	287	60.00	19,404.29
David Hearn	T53	75-70-69-73	287	60.00	19,404.29
Vijay Singh	T53	72-70-74-71	287	60.00	$19,404.29
Steve Stricker	T53	74-70-69-74	287	60.00	19,404.29
Ricky Barnes	T53	72-67-71-77	287	60.00	19,404.28
Luke Donald	T53	69-71-72-75	287	60.00	19,404.28
Charl Schwartzel	T53	73-71-67-76	287	60.00	19,404.28
Harris English	T60	74-67-74-73	288	38.00	18,445.00
Fabian Gomez	T60	73-71-74-70	288	38.00	18,445.00
Russell Knox	T60	73-69-76-70	288	38.00	18,445.00
Harold Varner III	T60	72-67-74-75	288	38.00	18,445.00
Adam Hadwin	T64	70-68-74-77	289	22.00	17,765.00
Billy Hurley III	T64	73-68-76-72	289	22.00	17,765.00
Matt Kuchar	T64	72-72-76-69	289	22.00	17,765.00
Shawn Stefani	T64	71-72-74-72	289	22.00	17,765.00
Jon Curran	T68	75-67-72-76	290	10.00	17,255.00
Kyle Reifers	T68	72-73-75-70	290	10.00	17,255.00
Daniel Berger	T70	71-72-74-74	291	3.88	16,745.00
Lucas Glover	T70	69-74-73-75	291	3.88	16,745.00
Brooks Koepka	T70	73-72-73-73	291	3.88	16,745.00
Robert Streb	T70	71-73-71-76	291	3.88	16,745.00
Zac Blair	T74	70-72-77-73	292	3.60	16,150.00
Jonas Blixt	T74	68-74-74-76	292	3.60	16,150.00
Kyle Stanley	T74	75-70-74-73	292	3.60	16,150.00
Jason Bohn	77	71-74-74-74	293	3.44	15,810.00
Graham DeLaet	T78	73-72-76-73	294	3.32	15,555.00
Peter Malnati	T78	73-72-74-75	294	3.32	15,555.00

The following players did not finish (C=cut, W=withdrew)

C—146-Chad Campbell, Roberto Castro, Ben Crane, James Hahn, Michael Kim, Si Woo Kim, Colt Knost, Hideki Matsuyama, **147**-Charles Howell III, Freddie Jacobson, Patton Kizzire, Danny Lee, Spencer Levin, Andrew Loupe, Kevin Na, Seung-Yul Noh, Patrick Rodgers, Daniel Summerhays, Vaughn Taylor, Jimmy Walker, **148**-Bill Haas, Chris Kirk, David Lingmerth, Graeme McDowell, Bryce Molder, **149**-Mark Hubbard, Smylie Kaufman, Marc Leishman, Troy Merritt, Francesco Molinari, Boo Weekley, **150**-Aaron Baddeley, Scott Brown, Branden Grace, Luke List, **151**-Cameron Tringale, **152**-K.J. Choi, **156**-David Toms. **W—**Brett Stegmaier, **77**-Robert Garrigus, **74**-Henrik Stenson.

FedEx St. Jude Championship Summaries

2017

Dustin Johnson

Glen Oaks Club
Old Westbury, NY

August 21-27, 2017

FedExCup Points: 2,000 (first)
Par/Yards: 35-35—70/7,346

Purse: $8,750,000

LEADERS

First Round	
Russell Henley	64 (-6)
Dustin Johnson	**65 (-5)**
Scott Brown	66 (-4)
Chris Kirk	66 (-4)
Camilo Villegas	66 (-4)

Second Round	
Rickie Fowler	134 (-6)
Dustin Johnson	**134 (-6)**
Jordan Spieth	134 (-6)
Jhonattan Vegas	134 (-6)
Matt Kuchar	135 (-5)
Bubba Watson	135 (-5)

Third Round	
Jordan Spieth	198 (-12)
Dustin Johnson	**201 (-9)**
Paul Casey	203 (-7)
Matt Kuchar	203 (-7)
Jon Rahm	203 (-7)
Patrick Reed	203 (-7)

CUT: 70 players at 2-over 142 from a field of 120 professionals

WEATHER: Thursday: Sunny with a high of 81. Wind NW 5-10 mph. **Friday:** Sunny morning and partly cloudy late in the day with a high of 78. Wind NNW 8-12 mph. **Saturday:** Sunny with a high of 77. Light wind NE 2-6 mph. **Sunday:** Mostly sunny with a high of 76. Wind ESE 6-12 mph. ph.

Player	Pos.	Score		FedEx Pts/	Money
DUSTIN JOHNSON	**1**	**65-69-67-66**	**267**	**2,000.00**	**$1,575,000.00**
Jordan Spieth	2	69-65-64-69	267	1,200.00	945,000.00
Jon Rahm	T3	68-68-67-68	271	650.00	507,500.00
Jhonattan Vegas	T3	69-65-72-65	271	650.00	507,500.00
Paul Casey	5	69-68-66-71	274	440.00	350,000.00
Kevin Chappell	T6	68-73-64-70	275	355.00	283,281.25
Jason Day	T6	69-71-68-67	275	355.00	283,281.25
Webb Simpson	T6	73-66-71-65	275	355.00	283,281.25
Justin Thomas	T6	68-69-69-69	275	355.00	283,281.25
Patrick Cantlay	T10	67-70-69-70	276	248.57	187,500.00
Matt Kuchar	T10	71-64-68-73	276	248.57	187,500.00
Louis Oosthuizen	T10	67-72-68-69	276	248.57	187,500.00
Chez Reavie	T10	69-68-69-70	276	248.57	187,500.00
Justin Rose	T10	68-68-69-71	276	248.57	187,500.00
Robert Streb	T10	71-70-66-69	276	248.57	187,500.00
Bubba Watson	T10	67-68-71-70	276	248.57	187,500.00
Charley Hoffman	T17	72-70-70-65	277	196.00	131,250.00
Xander Schauffele	T17	71-66-72-68	277	196.00	131,250.00
Henrik Stenson	T17	69-72-67-69	277	196.00	131,250.00
Jason Dufner	T20	69-69-68-72	278	164.00	98,350.00
Rickie Fowler	T20	68-66-74-70	278	164.00	98,350.00
Martin Laird	T20	69-69-69-71	278	164.00	98,350.00
Patrick Reed	T20	70-67-66-75	278	164.00	98,350.00
Harold Varner III	T20	67-70-71-70	278	164.00	98,350.00
Scott Brown	T25	66-74-67-72	279	133.00	$69,781.25
Russell Henley	T25	64-72-70-73	279	133.00	69,781.25
Jason Kokrak	T25	71-69-70-69	279	133.00	69,781.25
Kyle Stanley	T25	70-71-72-66	279	133.00	69,781.25
Emiliano Grillo	T29	69-73-70-68	280	109.00	58,187.50
David Lingmerth	T29	71-68-68-73	280	109.00	58,187.50
Kevin Na	T29	71-71-69-69	280	109.00	58,187.50
Charl Schwartzel	T29	70-70-71-69	280	109.00	58,187.50
Daniel Berger	33	69-68-72-72	281	94.00	51,625.00
Martin Flores	T34	67-73-69-73	282	78.00	44,187.50
Whee Kim	T34	69-69-70-74	282	78.00	44,187.50
Luke List	T34	70-70-74-68	282	78.00	44,187.50
Rory McIlroy	T34	73-68-69-72	282	78.00	44,187.50
Pat Perez	T34	70-68-71-73	282	78.00	44,187.50
Camilo Villegas	T34	66-71-72-73	282	78.00	44,187.50
Lucas Glover	T40	69-71-72-71	283	60.00	35,875.00
Chris Kirk	T40	66-73-71-73	283	60.00	35,875.00
Geoff Ogilvy	T40	72-70-69-72	283	60.00	35,875.00
Hudson Swafford	T43	70-72-71-71	284	44.00	28,058.34
Vaughn Taylor	T43	71-70-75-68	284	44.00	28,058.34
Keegan Bradley	T43	68-70-66-80	284	44.00	28,058.33
Si Woo Kim	T43	72-69-70-73	284	44.00	28,058.33
Scott Stallings	T43	71-70-70-73	284	44.00	28,058.33
Kevin Tway	T43	70-71-70-73	284	44.00	28,058.33
Luke Donald	T49	71-71-72-71	285	32.00	$21,595.00
Brooks Koepka	T49	72-68-73-72	285	32.00	21,595.00
Ryan Moore	T49	72-69-72-72	285	32.00	21,595.00
C.T. Pan	T49	70-69-69-77	285	32.00	21,595.00
Richy Werenski	T49	70-71-72-72	285	32.00	21,595.00
Wesley Bryan	T54	70-72-69-75	286	22.15	19,687.50
Tony Finau	T54	72-68-69-77	286	22.15	19,687.50
Kevin Kisner	T54	69-72-70-75	286	22.15	19,687.50
William McGirt	T54	69-71-74-72	286	22.15	19,687.50
Phil Mickelson	T54	72-68-71-75	286	22.15	19,687.50
Rod Pampling	T54	71-71-75-69	286	22.15	19,687.50
D.A. Points	T54	72-66-74-74	286	22.15	19,687.50
J.J. Spaun	T54	71-68-72-75	286	22.15	19,687.50
Ryan Blaum	T62	68-72-71-76	287	17.20	18,637.50
Charles Howell III	T62	69-71-74-73	287	17.20	18,637.50
Mackenzie Hughes	T62	70-69-73-75	287	17.20	18,637.50
Grayson Murray	T62	72-68-71-76	287	17.20	18,637.50
Ian Poulter	66	71-70-74-73	288	15.20	18,200.00
Chad Campbell	T67	70-71-70-78	289	14.00	17,937.50
Morgan Hoffmann	T67	71-69-70-79	289	14.00	17,937.50
Sean O'Hair	69	72-70-76-74	292	12.80	17,675.00
Kelly Kraft	70	67-74-78-76	295	12.00	17,500.00

The following players did not finish
(C=cut, W=withdrew)

C—143-Bud Cauley, Bryson DeChambeau, Brian Gay, Branden Grace, Adam Hadwin, Jim Herman, Zach Johnson, Marc Leishman, Hideki Matsuyama, Seung-Yul Noh, Tyrone Van Aswegen, **144**-Robert Garrigus, Bill Haas, J.J. Henry, Sung Kang, Francesco Molinari, Steve Stricker, Nick Watney, **145**-Stewart Cink, Harris English, Brian Harman, J.B. Holmes, Billy Horschel, Danny Lee, Rory Sabbatini, Cameron Smith, Brendan Steele, Chris Stroud, Jimmy Walker, **146**-Blayne Barber, Patrick Rodgers, Gary Woodland, **147**-Jonas Blixt, Brandon Hagy, Michael Kim, Patton Kizzire, Ben Martin, **148**-James Hahn, Ollie Schniederjans, **149**-John Huh, Russell Knox, Anirban Lahiri, **150**-Byeong Hun An, Jamie Lovemark, **151**-Rafa Cabrera Bello, Derek Fathauer, **152**-Nick Taylor, **154**-Cody Gribble, Kevin Streelman. **W--74**-Graham DeLaet.

FedEx St. Jude Championship Summaries

2018

Bryson DeChambeau

Ridgewood CC
Paramus, NJ

August 20-26, 2018

FedExCup Points: 2,000 (1st)
Par/Yardage: 35-36--71/7385

Purse: $9,000,000

LEADERS

First Round

Jamie Lovemark	66 (-5)
Sean O'Hair	66 (-5)
Vaughn Taylor	66 (-5)
Kevin Tway	66 (-5)
Rafa Cabrera Bello	67 (-4)
Paul Casey	67 (-4)
Alex Cejka	67 (-4)
Tommy Fleetwood	67 (-4)
Beau Hossler	67 (-4)
Dustin Johnson	67 (-4)
Brooks Koepka	67 (-4)
Danny Lee	67 (-4)
Hideki Matsuyama	67 (-4)
Kevin Na	67 (-4)
Scott Piercy	67 (-4)
Andrew Putnam	67 (-4)
Jhonattan Vegas	67 (-4)
Bryson DeChambeau	**68 (-3)**

Second Round

Brooks Koepka	132 (-10)
Jamie Lovemark	132 (-10)
Adam Scott	133 (-9)
Bryson DeChambeau	**134 (-8)**
Dustin Johnson	134 (-8)

Third Round

Bryson DeChambeau	**197 (-16)**
Keegan Bradley	201 (-12)
Tony Finau	202 (-11)
Cameron Smith	202 (-11)
Billy Horschel	203 (-10)
Adam Scott	203 (-10)

CUT: 80 players at even par 142 from a field of 119 professionals

WEATHER: Thursday: Partly cloudy with light rain early in the morning. High of 80. Wind NW 10-15 mph. Friday: Sunny, with a high of 83. Wind SW 4-8 mph. Saturday: Mostly sunny. High of 82. Wind S 4-8 mph. Sunday: Partly cloudy. High of 84. Wind SW 10-15 mph.

Player	Pos.	Score	FedEx Pts	Money
BRYSON DECHAMBEAU	**1**	**68-66-63-69**	**266**	**2,000.00**	**$1,620,000.00**
Tony Finau	2	69-67-66-68	270	1,200.00	972,000.00
Billy Horschel	T3	69-69-65-68	271	650.00	522,000.00
Cameron Smith	T3	69-68-65-69	271	650.00	522,000.00
Ryan Palmer	T5	68-67-72-65	272	400.00	328,500.00
Adam Scott	T5	69-64-70-69	272	400.00	328,500.00
Aaron Wise	T5	70-68-67-67	272	400.00	328,500.00
Patrick Cantlay	T8	69-67-68-69	273	320.00	261,000.00
Brooks Koepka	T8	67-65-72-69	273	320.00	261,000.00
Justin Thomas	T8	69-67-69-68	273	320.00	261,000.00
Bronson Burgoon	T11	68-73-67-66	274	252.00	198,000.00
Adam Hadwin	T11	71-65-68-70	274	252.00	198,000.00
Dustin Johnson	T11	67-67-72-68	274	252.00	198,000.00
Nick Watney	T11	69-68-68-69	274	252.00	198,000.00
Daniel Berger	T15	69-70-68-68	275	204.00	144,000.00
Hideki Matsuyama	T15	67-73-67-68	275	204.00	144,000.00
Phil Mickelson	T15	68-68-68-71	275	204.00	144,000.00
Kevin Na	T15	67-75-66-67	275	204.00	144,000.00
Jhonattan Vegas	T15	67-68-72-68	275	204.00	144,000.00
Jason Day	T20	71-66-68-71	276	164.00	101,160.00
Tommy Fleetwood	T20	67-68-73-68	276	164.00	101,160.00
Tyrrell Hatton	T20	69-70-73-64	276	164.00	101,160.00
Charley Hoffman	T20	69-70-67-70	276	164.00	101,160.00
Chez Reavie	T20	71-66-67-72	276	164.00	101,160.00
Patrick Reed	T25	69-71-67-70	277	136.00	73,500.00
Jordan Spieth	T25	70-70-64-73	277	136.00	73,500.00
Brian Stuard	T25	68-71-68-70	277	136.00	73,500.00
Sean O'Hair	T28	66-69-72-71	278	109.00	$59,850.00
Louis Oosthuizen	T28	71-66-68-73	278	109.00	59,850.00
Sam Ryder	T28	69-69-68-72	278	109.00	59,850.00
Webb Simpson	T28	71-66-69-72	278	109.00	59,850.00
Scott Stallings	T28	70-69-67-72	278	109.00	59,850.00
Kyle Stanley	T28	71-70-66-71	278	109.00	59,850.00
Keegan Bradley	T34	70-69-62-78	279	78.00	45,450.00
Danny Lee	T34	67-73-72-67	279	78.00	45,450.00
Marc Leishman	T34	73-69-70-67	279	78.00	45,450.00
Jamie Lovemark	T34	66-66-73-74	279	78.00	45,450.00
Seamus Power	T34	71-71-70-67	279	78.00	45,450.00
Bubba Watson	T34	71-67-71-70	279	78.00	45,450.00
Byeong Hun An	T40	71-71-67-71	280	50.75	32,400.00
Zach Johnson	T40	72-68-71-69	280	50.75	32,400.00
Jason Kokrak	T40	71-69-73-67	280	50.75	32,400.00
Pat Perez	T40	73-68-69-70	280	50.75	32,400.00
Ted Potter, Jr.	T40	71-69-69-71	280	50.75	32,400.00
Kevin Streelman	T40	69-69-70-72	280	50.75	32,400.00
Harold Varner III	T40	69-68-72-71	280	50.75	32,400.00
Tiger Woods	T40	71-71-68-70	280	50.75	32,400.00
Emiliano Grillo	T48	69-70-72-70	281	31.00	22,162.50
Brian Harman	T48	72-69-70-70	281	31.00	22,162.50
Whee Kim	T48	72-68-69-72	281	31.00	22,162.50
Luke List	T48	70-69-68-74	281	31.00	22,162.50
Scott Piercy	T48	67-72-71-71	281	31.00	22,162.50
Ian Poulter	T48	69-73-70-69	281	31.00	22,162.50
Peter Uihlein	T48	68-68-71-74	281	31.00	22,162.50
Gary Woodland	T48	72-68-68-73	281	31.00	$22,162.50
Alex Cejka	T56	67-74-72-69	282	22.00	20,250.00
Chesson Hadley	T56	72-69-70-71	282	22.00	20,250.00
Trey Mullinax	T56	68-74-73-67	282	22.00	20,250.00
Kevin Tway	T56	66-69-71-76	282	22.00	20,250.00
Rafa Cabrera Bello	T60	67-71-77-68	283	16.40	18,990.00
Paul Casey	T60	67-73-69-74	283	16.40	18,990.00
Austin Cook	T60	68-74-68-73	283	16.40	18,990.00
Brandon Harkins	T60	73-69-69-72	283	16.40	18,990.00
Beau Hossler	T60	67-71-66-79	283	16.40	18,990.00
Patton Kizzire	T60	70-70-73-70	283	16.40	18,990.00
Matt Kuchar	T60	72-69-71-71	283	16.40	18,990.00
C.T. Pan	T60	70-72-74-67	283	16.40	18,990.00
Sam Saunders	T60	68-70-74-71	283	16.40	18,990.00
J.J. Spaun	T60	70-71-73-69	283	16.40	18,990.00
Brian Gay	70	71-68-73-72	284	12.00	18,000.00
Anirban Lahiri	T71	71-71-75-68	285	11.40	17,730.00
Jimmy Walker	T71	69-72-68-76	285	11.40	17,730.00
Kevin Kisner	T73	69-69-75-73	286	10.60	17,370.00
Martin Laird	T73	70-72-71-73	286	10.60	17,370.00
Sung Kang	75	69-72-67-79	287	10.00	17,100.00
Si Woo Kim	T76	69-72-74-73	288	9.40	16,830.00
Andrew Landry	T76	73-69-74-72	288	9.40	16,830.00
Ryan Armour	T78	69-72-73-76	290	8.40	16,380.00
Chris Kirk	T78	70-72-74-74	290	8.40	16,380.00
Andrew Putnam	T78	67-72-76-75	290	8.40	16,380.00

The following players did not finish (C=cut, W=withdrew)

C—143-Abraham Ancer, Jason Dufner, Branden Grace, James Hahn, John Huh, Michael Kim, Xander Schauffele, Charl Schwartzel, Nick Taylor, **144**-Russell Henley, J.B. Holmes, Francesco Molinari, Ryan Moore, Alex Noren, Ollie Schniederjans, Vaughn Taylor, **145**-Scott Brown, Joel Dahmen, Harris English, Russell Knox, **146**-Stewart Cink, Tom Hoge, Charles Howell III, Justin Rose, Rory Sabbatini, **147**-Brice Garnett, Kelly Kraft, Brendan Steele, **148**-Ryan Blaum, Kevin Chappell, Jon Rahm, **149**-Tyler Duncan, Satoshi Kodaira, Richy Werenski, **150**-Troy Merritt, J.T. Poston, **151**-William McGirt, Keith Mitchell. **W—78**-Grayson Murray.

FedEx St. Jude Championship Summaries

2019

Patrick Reed

Liberty National GC **August 5-11, 2019** **FedExCup Points: 2,000 (1st)** **Purse: $9,250,000**
Jersey City, NJ **Par/Yardage: 36-35--71/7,370**

LEADERS

First Round	
Troy Merritt	62 (-9)
Dustin Johnson	63 (-8)
Kevin Kisner	64 (-7)
Jon Rahm	64 (-7)
Tony Finau	65 (-6)
Webb Simpson	65 (-6)
Rory McIlroy	65 (-6)
Justin Rose	65 (-6)
Webb Simpson	65 (-6)
Patrick Reed	**66 (-5)**

Second Round	
Dustin Johnson	130 (-12)
Jordan Spieth	131 (-11)
Patrick Reed	**132 (-10)**
Jon Rahm	132 (-10)
Abraham Ancer	132 (-10)
Troy Merritt	132 (-10)

Third Round	
Patrick Reed	**199 (-14)**
Abraham Ancer	200 (-13)
Jon Rahm	201 (-12)
Brandt Snedeker	201 (-12)
Justin Rose	202 (-11)
Harold Varner III	202 (-11)
Danny Willett	202 (-11)

CUT: 85 players at 1-under par 141 from a field of 121 professionals

WEATHER: Thursday: Partly cloudy, with a high of 87. Wind WSW 10-18 mph. **Friday:** Sunny, with a high of 86. Wind WNW 8-16 mph. A storm passed through suspending play from 4 p.m. until 4:37 p.m., a delay of 37 minutes. **Saturday:** Partly cloudy, with a high of 84. Wind WNW 12-22 mph. **Sunday:** Mostly sunny, with a high of 83. Wind WNW at 6-12 mph.

Player	Pos.		Score	FedEx Pts	Money
PATRICK REED	**1**	**66-66-67-69**	**268**	**2,000.00**	**$1,665,000.00**
Abraham Ancer	2	67-65-68-69	269	1,200.00	999,000.00
Jon Rahm	T3	64-68-69-69	270	650.00	536,500.00
Harold Varner III	T3	67-67-68-68	270	650.00	536,500.00
Adam Scott	5	68-69-69-65	271	440.00	370,000.00
Rory McIlroy	T6	65-68-70-69	272	355.00	299,468.75
Louis Oosthuizen	T6	68-65-70-69	272	355.00	299,468.75
Brandt Snedeker	T6	71-67-63-71	272	355.00	299,468.75
Jordan Spieth	T6	67-64-74-67	272	355.00	299,468.75
Ian Poulter	T10	68-66-71-68	273	290.00	240,500.00
Justin Rose	T10	65-68-69-71	273	290.00	240,500.00
Patrick Cantlay	T12	70-67-70-67	274	227.33	175,750.00
Kevin Kisner	T12	64-70-72-68	274	227.33	175,750.00
Jason Kokrak	T12	68-70-70-66	274	227.33	175,750.00
Troy Merritt	T12	62-70-72-70	274	227.33	175,750.00
Andrew Putnam	T12	69-64-74-67	274	227.33	175,750.00
Justin Thomas	T12	67-68-71-68	274	227.33	175,750.00
Wyndham Clark	T18	67-66-73-69	275	188.00	129,500.00
Ryan Moore	T18	68-72-67-68	275	188.00	129,500.00
Webb Simpson	T18	65-73-67-70	275	188.00	129,500.00
Cameron Champ	T21	71-70-66-69	276	164.00	103,600.00
Corey Conners	T21	66-71-70-69	276	164.00	103,600.00
Billy Horschel	T21	72-67-67-70	276	164.00	103,600.00
Bryson DeChambeau	T24	68-68-71-70	277	133.00	74,925.00
Dustin Johnson	T24	63-67-74-73	277	133.00	74,925.00
C.T. Pan	T24	68-67-72-70	277	133.00	74,925.00
Adam Schenk	T24	67-72-71-67	277	133.00	74,925.00
Kevin Tway	T24	68-73-71-65	277	133.00	74,925.00
Danny Willett	T24	66-70-66-75	277	133.00	$74,925.00
Branden Grace	T30	68-73-71-66	278	92.50	53,765.63
Andrew Landry	T30	68-67-73-70	278	92.50	53,765.63
Joaquin Niemann	T30	70-71-71-66	278	92.50	53,765.63
Vaughn Taylor	T30	69-68-73-68	278	92.50	53,765.63
Tony Finau	T30	65-73-70-70	278	92.50	53,765.62
Matt Jones	T30	67-71-68-72	278	92.50	53,765.62
Brooks Koepka	T30	70-69-69-70	278	92.50	53,765.62
Hideki Matsuyama	T30	68-68-70-72	278	92.50	53,765.62
Byeong Hun An	T38	73-66-68-72	279	64.00	39,775.00
Max Homa	T38	66-71-67-75	279	64.00	39,775.00
Sungjae Im	T38	67-68-76-68	279	64.00	39,775.00
Chez Reavie	T38	66-74-69-70	279	64.00	39,775.00
Jhonattan Vegas	T38	72-69-71-67	279	64.00	39,775.00
Ryan Armour	T43	70-68-70-72	280	40.66	27,565.00
Tommy Fleetwood	T43	69-72-69-70	280	40.66	27,565.00
Dylan Frittelli	T43	69-67-75-69	280	40.66	27,565.00
Lucas Glover	T43	71-68-72-69	280	40.66	27,565.00
Chesson Hadley	T43	66-72-73-69	280	40.66	27,565.00
Adam Hadwin	T43	67-71-73-69	280	40.66	27,565.00
Sebastián Muñoz	T43	70-69-68-73	280	40.66	27,565.00
Rory Sabbatini	T43	68-73-71-68	280	40.66	27,565.00
Aaron Wise	T43	68-73-71-68	280	40.66	27,565.00
Brian Harman	T52	68-71-70-72	281	25.02	21,354.29
J.B. Holmes	T52	70-71-69-71	281	25.02	21,354.29
Collin Morikawa	T52	71-70-72-68	281	25.02	21,354.29
Gary Woodland	T52	73-68-71-69	281	25.02	21,354.29
Jim Furyk	T52	72-66-69-74	281	25.02	21,354.28
Shane Lowry	T52	69-67-72-73	281	25.02	$21,354.28
Brian Stuard	T52	66-69-70-76	281	25.02	21,354.28
Tyrrell Hatton	T59	69-69-72-72	282	19.20	20,165.00
Russell Henley	T59	69-70-70-73	282	19.20	20,165.00
J.T. Poston	T59	67-70-70-75	282	19.20	20,165.00
Cameron Smith	T59	67-74-70-71	282	19.20	20,165.00
Nick Watney	T59	71-69-71-71	282	19.20	20,165.00
Keegan Bradley	T64	70-69-72-72	283	16.00	19,425.00
Keith Mitchell	T64	70-70-71-72	283	16.00	19,425.00
Roger Sloan	T64	68-70-71-74	283	16.00	19,425.00
Joel Dahmen	T67	67-69-75-73	284	13.20	18,777.50
Mackenzie Hughes	T67	73-68-70-73	284	13.20	18,777.50
Carlos Ortiz	T67	67-74-73-70	284	13.20	18,777.50
Scott Piercy	T67	71-70-71-72	284	13.20	18,777.50
Kiradech Aphibarnrat	T71	67-73-76-69	285	10.80	17,945.00
Talor Gooch	T71	74-67-72-72	285	10.80	17,945.00
Phil Mickelson	T71	72-66-75-72	285	10.80	17,945.00
Kyle Stanley	T71	69-70-72-74	285	10.80	17,945.00
Matthew Wolff	T71	69-71-72-73	285	10.80	17,945.00
Scott Brown	76	70-69-77-71	287	9.60	17,390.00
Charley Hoffman	T77	74-67-75-72	288	8.60	16,927.50
Luke List	T77	69-70-76-73	288	8.60	16,927.50
Kevin Na	T77	69-67-72-80	288	8.60	16,927.50
Ryan Palmer	T77	70-67-78-73	288	8.60	16,927.50
Danny Lee	81	70-69-73-77	289	7.60	16,465.00
Francesco Molinari	82	69-72-75-74	290	7.20	16,280.00
Martin Laird	83	71-70-75-75	291	6.80	16,095.00
Si Woo Kim	84	70-71-76-76	293	6.40	15,910.00

The following players did not finish (C=cut, W=withdrew)

C—142-Jason Day, Rickie Fowler, Emiliano Grillo, Patton Kizzire, Pat Perez, Xander Schauffele, Nick Taylor, Michael Thompson, Cameron Tringale, **143-**Matt Every, Charles Howell III, Sung Kang, Matt Kuchar, Nate Lashley, Graeme McDowell, Kevin Streelman, **144-**Kyoung-Hoon Lee, Marc Leishman, Peter Malnati, Denny McCarthy, Patrick Rodgers, **145-**Jonas Blixt, Brice Garnett, Sam Ryder, Sepp Straka, Bubba Watson, **146-**Sergio Garcia, Russell Knox, **147-**Kelly Kraft, Adam Long, J.J. Spaun, Scott Stallings, **150-**Brian Gay. **W—**Aaron Baddeley, **76**-Chris Stroud, **75-**Tiger Woods, **216—**Bud Cauley.

FedEx St. Jude Championship Summaries

2020

Dustin Johnson

TPC Boston **Aug 20-23, 2020** **FedExCup Points: 1,500 (winner)** **Purse: $9,500,000**
Norton, MA **Par/Yardage: 36-35--71/7308 yds.**

LEADERS	First Round	Second Round	Third Round
	Cameron Davis ....64 (-7)	**Dustin Johnson....127 (-15)**	**Dustin Johnson....191 (-22)**
	Harris English....64 (-7)	Cameron Davis ....129 (-13)	Harris English....196 (-17)
	Russell Henley ....64 (-7)	Scottie Scheffler ....129 (-13)	Scottie Scheffler ....196 (-17)
	Kevin Streelman....64 (-7)	Harris English....130 (-12)	Louis Oosthuizen ....198 (-15)
	Dustin Johnson.... T20 (-4)	Danny Lee ....130 (-12)	Daniel Berger....199 (-14)
		Louis Oosthuizen ....130 (-12)	Harry Higgs....199 (-14)
			Danny Lee ....199 (-14)

36-HOLE CUT: 70 professionals at 3-under 139 from a field of 123 professionals

WEATHER: **Thursday:** Sunny, with a high of 80. Wind WSW 5-10 mph. **Friday:** Mostly sunny, with a high of 86. Wind SW 10-15. **Saturday:** Partly cloudy with a high of 88. SW wind 5-10 mph. Due to inclement weather, round three was suspended from 3:45 p.m. until 4:35 p.m. **Sunday:** Partly cloudy, with a high of 89. Wind SW 7-13 mph. Due to inclement weather, round four was suspended from 6 p.m. until 7:14 p.m.

Player	Pos.	Score	FedEx Pts/	Money
DUSTIN JOHNSON.....	**1**	**67-60-64-63 254**	**1,500.00**	**1,710,000.00**
Harris English.....	2	64-66-66-69 265	900.00	1,035,500.00
Daniel Berger.....	3	66-66-67-67 266	570.00	655,500.00
Scottie Scheffler....	T4	70-59-67-71 267	367.50	427,500.00
Kevin Kisner	T4	65-66-70-66 267	367.50	427,500.00
Webb Simpson	T6	70-64-68-66 268	285.00	332,500.00
Jon Rahm.....	T6	69-67-67-65 268	285.00	332,500.00
Russell Henley.....	T8	64-67-70-68 269	240.00	277,875.00
Ryan Palmer.....	T8	67-67-68-67 269	240.00	277,875.00
Alex Noren.....	T8	69-68-64-68 269	240.00	277,875.00
Brian Harman	T11	67-66-73-64 270	202.50	230,375.00
Harry Higgs	T11	67-66-66-71 270	202.50	230,375.00
Jason Kokrak.....	T13	68-68-70-65 271	165.60	175,275.00
Louis Oosthuizen..	T13	65-65-68-73 271	165.60	175,275.00
Charley Hoffman ..	T13	65-68-68-70 271	165.60	175,275.00
Mackenzie Hughes	T13	68-68-66-69 271	165.60	175,275.00
Robby Shelton	T13	66-71-71-63 271	165.60	175,275.00
Viktor Hovland.....	T18	68-70-68-66 272	129.00	117,189.29
Talor Gooch.....	T18	66-72-65-69 272	129.00	117,189.29
Cameron Smith	T18	69-68-66-69 272	129.00	117,189.28
Sebastián Muñoz..	T18	65-71-69-67 272	129.00	117,189.29
Matt Kuchar.....	T18	69-69-66-68 272	129.00	117,189.29
Bubba Watson.....	T18	65-68-67-72 272	129.00	117,189.28
Danny Lee.....	T18	66-64-69-73 272	129.00	117,189.28
Justin Rose	T25	69-70-67-67 273	99.75	76,237.50
Xander Schauffele	T25	68-71-67-67 273	99.75	76,237.50
Tyrrell Hatton.....	T25	67-71-63-72 273	99.75	76,237.50
Corey Conners.....	T25	72-65-69-67 273	99.75	76,237.50

Player	Pos.	Score	FedEx Pts/	Money
Cameron Davis.....	T29	64-65-72-73 274	69.75	55,860.00
Tyler Duncan	T29	69-69-69-67 274	69.75	55,860.00
Mark Hubbard	T29	67-71-68-68 274	69.75	55,860.00
Wyndham Clark....	T29	68-71-67-68 274	69.75	55,860.00
Scott Piercy.....	T29	65-70-70-69 274	69.75	55,860.00
Cameron Tringale.	T29	67-72-67-68 274	69.75	55,860.00
Troy Merritt.....	T29	72-67-70-65 274	69.75	55,860.00
Kyoung-Hoon Lee.	T29	67-68-69-70 274	69.75	55,860.00
Hideki Matsuyama	T29	70-69-65-70 274	69.75	55,860.00
Keegan Bradley	T29	68-67-69-70 274	69.75	55,860.00
Ian Poulter.....	T39	66-67-73-69 275	45.00	39,425.00
Kevin Na	T39	71-65-73-66 275	45.00	39,425.00
J.T. Poston	T39	71-67-66-71 275	45.00	39,425.00
Adam Schenk	T39	70-66-71-68 275	45.00	39,425.00
Si Woo Kim.....	T39	68-64-70-73 275	45.00	39,425.00
Matthew Wolff.....	T44	65-67-77-67 276	31.80	30,001.00
Charles Howell III.	T44	66-70-68-72 276	31.80	30,001.00
Emiliano Grillo.....	T44	69-64-73-70 276	31.80	30,001.00
Tommy Fleetwood	T44	66-69-71-70 276	31.80	30,001.00
Brendan Steele.....	T44	68-67-69-72 276	31.80	30,001.00
Justin Thomas	T49	68-67-71-71 277	21.30	23,169.45
Rickie Fowler.....	T49	67-70-71-69 277	21.30	23,169.45
Paul Casey.....	T49	70-69-67-71 277	21.30	23,169.44
Zach Johnson	T49	69-69-67-72 277	21.30	23,169.44
Chez Reavie.....	T49	68-70-67-72 277	21.30	23,169.44
Denny McCarthy...	T49	69-68-69-71 277	21.30	23,169.44
Beau Hossler.....	T49	73-66-66-72 277	21.30	23,169.44
Patrick Reed.....	T49	68-71-68-70 277	21.30	23,169.45

Player	Pos.	Score	FedEx Pts/	Money
Adam Long.....	T49	68-67-72-70 277	21.30	23,169.45
Lanto Griffin	T58	68-68-70-72 278	15.60	21,565.00
Adam Scott.....	T58	66-70-75-67 278	15.60	21,565.00
Tiger Woods.....	T58	68-71-73-66 278	15.60	21,565.00
Kevin Streelman ...	T61	64-71-73-71 279	13.80	20,995.00
Keith Mitchell	T61	69-68-72-70 279	13.80	20,995.00
Maverick McNealy	T61	67-71-70-71 279	13.80	20,995.00
Brendon Todd.....	64	70-66-70-74 280	12.60	20,615.00
Scott Harrington...	T65	68-67-76-71 282	11.70	20,330.00
Rory McIlroy.....	T65	69-70-74-69 282	11.70	20,330.00
Andrew Landry	67	69-70-69-75 283	10.80	20,045.00
Richy Werenski.....	68	69-67-75-74 285	10.20	19,855.00
Matt Jones.....	69	68-71-76-71 286	9.60	19,665.00
Patrick Rodgers.....	70	71-67-76-77 291	9.00	19,475.00

The following players did not finish (C=cut, W=withdrew)

C—140 Cameron Champ, Joel Dahmen, Max Homa, Jordan Spieth, Harold Varner II, Scott Brown **141**-Tony Finau, Tom Hoge, Shane Lowry, Matthew NeSmith, Brian Stuard, Nick Taylor **142** -Patrick Cantlay, Bryson DeChambeau, Brice Garnett, Adam Hadwin, Sungjae Im, Phil Mickelson, Joaquin Niemann, Henrik Norlander, Carlos Ortiz, Scott Stallings, Gary Woodland, Abraham Ancer **143**-Sam Burns, Bud Cauley, Matthew Fitzpatrick, Billy Horschel, Luke List, Collin Morikawa, Sam Ryder, Rory Sabbatini, Sepp Straka, Xinjun Zhang, Dylan Frittelli **144**-Bo Hoag, Nate Lashley, Tom Lewis **145**-Jason Day, Lucas Glover, Jim Herman, Sung Kang, Brandt Snedeker **146**-Brian Gay, Doc Redman, Michael Thompson **147**-Marc Leishman **148**-Zac Blair **149**-Graeme McDowell **150**-Byeong Hun An **151**-Ryan Armour **W**-Pat Perez, Ryan Moore, Brooks Koepka, Vaughn Taylor

FedEx St. Jude Championship Summaries

2021

Tony Finau

Liberty National GC **August 19-22, 2021** **FedExCup Points: 2,000 (1st)** **Purse: $9,500,000**
Jersey City, NJ **Par/Yardage: 36-35--71/7,410**

LEADERS

First Round	
Justin Thomas	63 (-8)
Jon Rahm	63 (-8)
Harold Varner III	66 (-5)
Cameron Tringale	67 (-4)
Robert Streb	67 (-4)
Mackenzie Hughes	67 (-4)
Adam Scott	67 (-4)
Kevin Na	67 (-4)
Tony Finau	**67 (-4)**

Second Round	
Jon Rahm	130 (-12)
Tony Finau	**131 (-11)**
Justin Thomas	132 (-10)
Xander Schauffele	132 (-10)
Keith Mitchell	132 (-10)

Third Round	
Jon Rahm	197 (-16)
Cameron Smith	197 (-16)
Erik van Rooyen	198 (-15)
Justin Thomas	199 (-14)
Tony Finau	**199 (-14)**

CUT: 36 HOLES : 75 professionals at -1 (141) or better.

WEATHER: Thursday: Light rain in the morning. Mostly cloudy in the afternoon. High of 88. Wind NNE 6-12 mph. Preferred lies were utilized in round one. **Friday**: Partly cloudy. High of 91. Wind NNE 10-15 mph. Preferred lies were utilized in round two. **Saturday:** Mostly sunny. High of 89. Wind NNE 5-10 mph. **Sunday:** Mostly sunny. High of 94. Wind WSW 7-12 mph.

Player	Pos.	Score	Total	FedExCup Pts.	Money
TONY FINAU*	**1**	**67 64 68 65**	**264/ -20**	**2,000.00**	**1,710,000.00**
Cameron Smith	2	69 68 60 67	264/ -20	1,200.00	1,035,500.00
Jon Rahm	3	63 67 67 69	266/ -18	760.00	655,500.00
Tom Hoge	T4	69 64 67 69	269/ -15	460.00	399,791.67
Alex Noren	T4	69 64 70 66	269/ -15	460.00	399,791.67
Justin Thomas	T4	63 69 67 70	269/ -15	460.00	399,791.66
Erik van Rooyen	7	69 67 62 72	270/ -14	360.00	320,625.00
Corey Conners	T8	70 69 62 70	271/ -13	320.00	277,875.00
Keith Mitchell	T8	68 64 70 69	271/ -13	320.00	277,875.00
Kevin Na	T8	67 66 70 68	271/ -13	320.00	277,875.00
Keegan Bradley	T11	69 67 67 69	272/ -12	245.60	203,775.00
Patrick Cantlay	T11	68 67 69 68	272/ -12	245.60	203,775.00
Shane Lowry	T11	71 67 62 72	272/ -12	245.60	203,775.00
Hudson Swafford	T11	71 65 66 70	272/ -12	245.60	203,775.00
Harold Varner III	T11	66 67 68 71	272/ -12	245.60	203,775.00
Harry Higgs	T16	69 70 66 68	273/ -11	196.00	144,875.00
Sungjae Im	T16	71 65 67 70	273/ -11	196.00	144,875.00
Pat Perez	T16	71 66 66 70	273/ -11	196.00	144,875.00
Xander Schauffele	T16	70 62 70 71	273/ -11	196.00	144,875.00
Robert Streb	T16	67 68 69 69	273/ -11	196.00	144,875.00
Stewart Cink	T21	71 68 66 69	274/ -10	153.00	95,791.67
Charley Hoffman	T21	73 65 65 71	274/ -10	153.00	95,791.67
Sebastián Muñoz	T21	68 69 68 69	274/ -10	153.00	95,791.67
Aaron Wise	T21	69 67 68 70	274/ -10	153.00	95,791.67
Sam Burns	T21	71 67 64 72	274/ -10	153.00	95,791.66
Cameron Tringale	T21	67 68 67 72	274/ -10	153.00	95,791.66
Cameron Champ	T27	68 70 67 70	275/ -9	121.00	69,350.00
Mackenzie Hughes	T27	67 69 69 70	275/ -9	121.00	69,350.00
Maverick McNealy	T27	69 70 69 67	275/ -9	121.00	69,350.00
Lee Westwood	T27	70 65 68 72	275/ -9	121.00	69,350.00
Joel Dahmen	T31	70 68 67 71	276/ -8	79.00	48,925.00
Cam Davis	T31	69 70 68 69	276/ -8	79.00	48,925.00
Bryson DeChambeau	T31	71 65 72 68	276/ -8	79.00	48,925.00
Harris English	T31	69 68 70 69	276/ -8	79.00	48,925.00
Doug Ghim	T31	71 70 63 72	276/ -8	79.00	48,925.00
Talor Gooch	T31	73 67 66 70	276/ -8	79.00	48,925.00
Billy Horschel	T31	71 70 66 69	276/ -8	79.00	48,925.00
Brooks Koepka	T31	70 64 68 74	276/ -8	79.00	48,925.00
Ian Poulter	T31	72 66 71 67	276/ -8	79.00	48,925.00
Seamus Power	T31	70 67 70 69	276/ -8	79.00	48,925.00
Chez Reavie	T31	71 66 71 68	276/ -8	79.00	48,925.00
Adam Schenk	T31	73 64 69 70	276/ -8	79.00	48,925.00
Viktor Hovland	T43	68 67 65 77	277/ -7	46.50	32,775.00
Hideki Matsuyama	T43	69 68 70 70	277/ -7	46.50	32,775.00
Rory McIlroy	T43	71 70 66 70	277/ -7	46.50	32,775.00
Scottie Scheffler	T43	70 68 69 70	277/ -7	46.50	32,775.00
Zach Johnson	T47	70 66 70 72	278/ -6	32.00	24,330.56
K.H. Lee	T47	71 68 69 70	278/ -6	32.00	24,330.56
Joaquin Niemann	T47	71 70 65 72	278/ -6	32.00	24,330.56
Carlos Ortiz	T47	69 70 68 71	278/ -6	32.00	24,330.56
Brandt Snedeker	T47	72 68 68 70	278/ -6	32.00	24,330.56
Max Homa	T47	74 66 70 68	278/ -6	32.00	24,330.55
Marc Leishman	T47	69 70 69 70	278/ -6	32.00	24,330.55
Peter Malnati	T47	70 69 70 69	278/ -6	32.00	24,330.55
Webb Simpson	T47	72 66 72 68	278/ -6	32.00	24,330.55
Daniel Berger	T56	71 70 67 71	279/ -5	20.40	21,470.00
Dylan Frittelli	T56	70 71 71 67	279/ -5	20.40	21,470.00
Russell Henley	T56	69 71 71 68	279/ -5	20.40	21,470.00
Kramer Hickok	T56	72 68 68 71	279/ -5	20.40	21,470.00
Chris Kirk	T56	72 68 68 71	279/ -5	20.40	21,470.00
Patton Kizzire	T56	70 67 69 73	279/ -5	20.40	21,470.00
Anirban Lahiri	T56	69 69 71 70	279/ -5	20.40	21,470.00
Andrew Putnam	T56	69 70 72 68	279/ -5	20.40	21,470.00
Abraham Ancer	T64	72 69 67 72	280/ -4	14.80	20,140.00
Paul Casey	T64	70 71 66 73	280/ -4	14.80	20,140.00
Lanto Griffin	T64	69 68 73 70	280/ -4	14.80	20,140.00
Garrick Higgo	T64	69 68 70 73	280/ -4	14.80	20,140.00
Scott Piercy	T64	71 70 73 66	280/ -4	14.80	20,140.00
Kevin Streelman	T64	69 70 71 70	280/ -4	14.80	20,140.00
Luke List	70	71 70 70 72	283/ -1	12.00	19,475.00
James Hahn	T71	71 70 71 72	284/ E	11.40	19,190.00
Denny McCarthy	T71	73 68 72 71	284/ E	11.40	19,190.00
Jordan Spieth	73	72 62 72 79	285/ 1	10.80	18,905.00
Gary Woodland	74	71 70 68 77	286/ 2	10.40	18,715.00
Brian Harman	75	72 66 76 73	287/ 3	10.00	18,525.00
Emiliano Grillo	CUT	70 72	142/ E	-	
Dustin Johnson	CUT	70 72	142/ E	-	
Si Woo Kim	CUT	72 70	142/ E	-	
Russell Knox	CUT	70 72	142/ E	-	
Jason Kokrak	CUT	70 72	142/ E	-	
Martin Laird	CUT	73 69	142/ E	-	
Tyler McCumber	CUT	72 70	142/ E	-	
Ryan Palmer	CUT	73 69	142/ E	-	
Sam Ryder	CUT	72 70	142/ E	-	
Adam Scott	CUT	67 75	142/ E	-	
Kyle Stanley	CUT	75 67	142/ E	-	
Jhonattan Vegas	CUT	70 72	142/ E	-	
Matt Fitzpatrick	CUT	73 70	143/ 1	-	
Sergio Garcia	CUT	75 68	143/ 1	-	
Brice Garnett	CUT	72 71	143/ 1	-	
Lucas Glover	CUT	74 69	143/ 1	-	
Chesson Hadley	CUT	75 68	143/ 1	-	
Adam Long	CUT	72 71	143/ 1	-	
Charl Schwartzel	CUT	72 71	143/ 1	-	
Sepp Straka	CUT	73 70	143/ 1	-	
Bubba Watson	CUT	71 72	143/ 1	-	
Branden Grace	CUT	71 73	144/ 2	-	
Tyrrell Hatton	CUT	72 72	144/ 2	-	
Collin Morikawa	CUT	74 70	144/ 2	-	
Matthew NeSmith	CUT	74 70	144/ 2	-	
Brian Gay	CUT	72 73	145/ 3	-	
Adam Hadwin	CUT	75 70	145/ 3	-	
Hank Lebioda	CUT	76 69	145/ 3	-	
Troy Merritt	CUT	72 73	145/ 3	-	
Phil Mickelson	CUT	73 72	145/ 3	-	
Henrik Norlander	CUT	70 75	145/ 3	-	
C.T. Pan	CUT	74 71	145/ 3	-	
Doc Redman	CUT	73 72	145/ 3	-	
Scott Stallings	CUT	74 71	145/ 3	-	
Brendan Steele	CUT	78 67	145/ 3	-	
Brian Stuard	CUT	73 72	145/ 3	-	
Jason Day	CUT	73 73	146/ 4	-	
Brandon Hagy	CUT	78 69	147/ 5	-	
Richy Werenski	CUT	76 71	147/ 5	-	
Wyndham Clark	CUT	78 70	148/ 6	-	
Brendon Todd	CUT	73 75	148/ 6	-	
Matt Jones	CUT	79 70	149/ 7	-	
Matt Kuchar	CUT	75 74	149/ 7	-	
Kevin Kisner	CUT	76 74	150/ 8	-	
Matthew Wolff	CUT	76 74	150/ 8	-	
Roger Sloan	CUT	79 72	151/ 9	-	
J.T. Poston	CUT	76 77	153/ 11	-	
Matt Wallace	W/D	79	79/ 8	-	

* Indicates playoff win

FedEx St. Jude Championship Summaries

2022

Will Zalatoris

TPC Southwind
Memphis, TN

August 11-14, 2022
Par/Yards: 35-35--70 | 7,243

FedExCup Points: 2,000 (winner)

Purse: $15,000,000

LEADERS

First Round	
Si Woo Kim	62 (-8)
J.J. Spaun	62 (-8)
Sahith Theegala	63 (-7)
Sepp Straka	64 (-6)
J.T. Poston	64 (-6)
Tony Finau	64 (-6)
K.H. Lee	64 (-6)
Will Zalatoris	**71 (+1)**

Second Round	
J.J. Spaun	129 (-11)
Troy Merritt	130 (-10)
Sepp Straka	130 (-10)
Denny McCarthy	131 (-9)
Tony Finau	132 (-8)
Ryan Palmer	132 (-8)
Brian Harman	132 (-8)
Cameron Smith	132 (-8)
Will Zalatoris	**134 (-6))**

Third Round	
J.J. Spaun	197 (-13)
Sepp Straka	198 (-12)
Trey Mullinax	199 (-11)
Will Zalatoris	**199 (-11)**
Tyler Duncan	200 (-10)
Troy Merritt	200 (-10)

CUT: 36 HOLES : 69 professionals at -2 (138) or better.

WEATHER: Thursday: Sunny, with a high of 80. Wind WSW 5-10 mph. **Friday:** Mostly sunny, with a high of 86. Wind SW 10-15. **Saturday:** Partly cloudy with a high of 88. SW wind 5-10 mph. Due to inclement weather, round three was suspended from 3:45 p.m. until 4:35 p.m. **Sunday:** Partly cloudy, with a high of 89. Wind SW 7-13 mph. Due to inclement weather, round four was suspended from 6 p.m. until 7:14 p.m.

Player	Pos.	Score	Total	FedExCup Pts.	Money
WILL ZALATORIS *	**1**	**71 63 65 66**	**265 (-15)**	**2,000**	**$2,700,000**
Sepp Straka	2	64 66 68 67	265 (-15)	1,200	$1,635,000
Brian Harman	T3	66 66 69 67	268 (-12)	650	$885,000
Lucas Glover	T3	65 68 69 66	268 (-12)	650	$885,000
Tony Finau	T5	64 68 69 68	269 (-11)	349	$480,000
Matt Fitzpatrick	T5	68 66 67 68	269 (-11)	349	$480,000
Jon Rahm	T5	67 69 67 66	269 (-11)	349	$480,000
Collin Morikawa	T5	67 69 66 67	269 (-11)	349	$480,000
Trey Mullinax	T5	66 67 66 70	269 (-11)	349	$480,000
Adam Scott	T5	66 67 70 66	269 (-11)	349	$480,000
Andrew Putnam	T5	66 68 67 68	269 (-11)	349	$480,000
Sungjae Im	12	70 68 63 69	270 (-10)	260	$348,750
Cameron Smith	T13	67 65 69 70	271 (-9)	213	$260,893
Justin Thomas	T13	67 67 71 66	271 (-9)	213	$260,893
Joaquin Niemann	T13	71 66 65 69	271 (-9)	213	$260,893
Sahith Theegala	T13	63 70 69 69	271 (-9)	213	$260,893
Cam Davis	T13	67 71 67 66	271 (-9)	213	$260,893
Lee Hodges	T13	65 69 72 65	271 (-9)	213	$260,893
Joohyung Kim	T13	66 70 66 69	271 (-9)	213	$260,893
Sam Burns	T20	65 69 67 71	272 (-8)	154	$152,813
Viktor Hovland	T20	67 70 67 68	272 (-8)	154	$152,813
J.T. Poston	T20	64 72 68 68	272 (-8)	154	$152,813
Kevin Kisner	T20	69 64 70 69	272 (-8)	154	$152,813
K.H. Lee	T20	64 69 69 70	272 (-8)	154	$152,813
Denny McCarthy	T20	66 65 71 70	272 (-8)	154	$152,813
Dylan Frittelli	T20	66 70 66 70	272 (-8)	154	$152,813
Ryan Palmer	T20	65 67 69 71	272 (-8)	154	$152,813
Corey Conners	T28	67 71 67 68	273 (-7)	118	$107,250
Troy Merritt	T28	65 65 70 73	273 (-7)	118	$107,250
Wyndham Clark	T28	67 67 67 72	273 (-7)	118	$107,250
Cameron Young	T31	67 71 70 66	274 (-6)	81	$78,886
Davis Riley	T31	69 67 68 70	274 (-6)	81	$78,886
Maverick McNealy	T31	67 67 75 65	274 (-6)	81	$78,886
Aaron Wise	T31	66 71 70 67	274 (-6)	81	$78,886
Keith Mitchell	T31	68 69 67 70	274 (-6)	81	$78,886
Emiliano Grillo	T31	67 66 72 69	274 (-6)	81	$78,886
Tyrrell Hatton	T31	65 70 69 70	274 (-6)	81	$78,886
Taylor Moore	T31	67 70 69 68	274 (-6)	81	$78,886
Adam Schenk	T31	71 66 66 71	274 (-6)	81	$78,886
Michael Thompson	T31	65 70 70 69	274 (-6)	81	$78,886
Tyler Duncan	T31	70 63 67 74	274 (-6)	81	$78,886
Max Homa	T42	66 69 69 71	275 (-5)	50	$54,750
J.J. Spaun	T42	62 67 68 78	275 (-5)	50	$54,750
Mito Pereira	T42	67 71 68 69	275 (-5)	50	$54,750
Si Woo Kim	T42	62 73 72 68	275 (-5)	50	$54,750
Shane Lowry	T46	68 68 71 69	276 (-4)	38	$42,330
Sebastián Muñoz	T46	68 68 71 69	276 (-4)	38	$42,330
Mackenzie Hughes	T46	67 70 71 68	276 (-4)	38	$42,330
David Lipsky	T46	67 70 69 70	276 (-4)	38	$42,330
Stephan Jaeger	T46	71 67 69 69	276 (-4)	38	$42,330
Chez Reavie	T51	67 71 67 72	277 (-3)	27	$36,050
Gary Woodland	T51	69 69 73 66	277 (-3)	27	$36,050
Aaron Rai	T51	69 68 69 71	277 (-3)	27	$36,050
Adam Svensson	T51	66 71 67 73	277 (-3)	27	$36,050
Sam Ryder	T51	68 66 71 72	277 (-3)	27	$36,050
Robert Streb	T51	67 70 69 71	277 (-3)	27	$36,050
Xander Schauffele	T57	68 68 73 69	278 (-2)	21	$34,200
Patrick Cantlay	T57	67 68 71 72	278 (-2)	21	$34,200
Beau Hossler	T57	68 69 72 69	278 (-2)	21	$34,200
Martin Laird	T57	66 71 68 73	278 (-2)	21	$34,200
Hayden Buckley	T61	69 67 65 78	279 (-1)	18	$33,150
Greyson Sigg	T61	70 68 72 69	279 (-1)	18	$33,150
James Hahn	T61	65 69 72 73	279 (-1)	18	$33,150
Christiaan Bezuidenhout	T64	69 66 76 70	281 (1)	16	$32,250
Marc Leishman	T64	69 69 75 68	281 (1)	16	$32,250
Rickie Fowler	T64	65 71 72 73	281 (1)	16	$32,250
Brendon Todd	67	69 68 70 75	282 (2)	14	$31,650
Taylor Pendrith	68	66 70 74 73	283 (3)	14	$31,350
Adam Hadwin	69	69 67 76 77	289 (9)	13	$31,050
Scottie Scheffler	CUT	71 68139 (-1)	--	--	
Rory McIlroy	CUT	70 69139 (-1)	--	--	
Tom Hoge	CUT	73 66139 (-1)	--	--	
Billy Horschel	CUT	68 71139 (-1)	--	--	
Keegan Bradley	CUT	68 71139 (-1)	--	--	
Kurt Kitayama	CUT	70 69139 (-1)	--	--	
Russell Henley	CUT	68 71139 (-1)	--	--	
Matthew NeSmith	CUT	69 70139 (-1)	--	--	
Jason Day	CUT	65 74139 (-1)	--	--	
Patton Kizzire	CUT	69 70139 (-1)	--	--	
Chesson Hadley	CUT	72 68140 (0)	--	--	
Jhonattan Vegas	CUT	67 73140 (0)	--	--	
Russell Knox	CUT	70 70140 (0)	--	--	
Anirban Lahiri	CUT	71 69140 (0)	--	--	
Alex Smalley	CUT	71 69140 (0)	--	--	
Scott Stallings	CUT	71 69140 (0)	--	--	
Luke List	CUT	71 69140 (0)	--	--	
Brendan Steele	CUT	71 70141 (1)	--	--	
Kevin Streelman	CUT	70 71141 (1)	--	--	
Patrick Rodgers	CUT	70 71141 (1)	--	--	
Nick Watney	CUT	69 72141 (1)	--	--	
Doug Ghim	CUT	73 68141 (1)	--	--	
Kramer Hickok	CUT	72 69141 (1)	--	--	
Max McGreevy	CUT	69 72141 (1)	--	--	
Matthias Schwab	CUT	68 73141 (1)	--	--	
Nick Taylor	CUT	74 67141 (1)	--	--	
Ryan Brehm	CUT	71 71142 (2)	--	--	
Matt Kuchar	CUT	71 71142 (2)	--	--	
Peter Malnati	CUT	71 71142 (2)	--	--	
Joel Dahmen	CUT	69 73142 (2)	--	--	
Brandon Wu	CUT	69 74143 (3)	--	--	
Harold Varner III	CUT	69 74143 (3)	--	--	
Chad Ramey	CUT	74 69143 (3)	--	--	
Cameron Tringale	CUT	72 71143 (3)	--	--	
Lucas Herbert	CUT	73 70143 (3)	--	--	
Callum Tarren	CUT	72 71143 (3)	--	--	
Webb Simpson	CUT	71 72143 (3)	--	--	
Kevin Tway	CUT	69 75144 (4)	--	--	
C.T. Pan	CUT	73 71144 (4)	--	--	
Danny Lee	CUT	72 72144 (4)	--	--	
Mark Hubbard	CUT	71 73144 (4)	--	--	
Chris Kirk	CUT	72 72144 (4)	--	--	
Seamus Power	CUT	71 73144 (4)	--	--	
Jordan Spieth	CUT	70 74144 (4)	--	--	
Adam Long	CUT	75 70145 (5)	--	--	
Vince Whaley	CUT	72 73145 (5)	--	--	
Justin Rose	CUT	71 75146 (6)	--	--	
Stewart Cink	CUT	72 77149 (9)	--	--	
John Huh	W/D	7373 (3)	--	--	
Alex Noren	W/D	7373 (3)	--	--	
Scott Piercy	W/D	7474 (4)	--	--	

* Indicates playoff win

FedEx St. Jude Championship Summaries

2023

Lucas Glover

TPC Southwind
Memphis, TN

Aug 10-13, 2023

FedExCup Points: 2,000 (1st)
Par/Yardage: 35-35--70/7243

Purse: $20,000,000

LEADERS

First Round	
Jordan Spieth	63 (-7)
Tom Kim	64 (-6)
Emiliano Grillo	65 (-5)
Collin Morikawa	65 (-5)
Lucas Glover	**66 (-4)**
10 tied at position	66 (-4)

Second Round	
Lucas Glover	**130 (-10)**
Jordan Spieth	131 (-9)
Tommy Fleetwood	132 (-8)
Emiliano Grillo	132 (-8)
Taylor Moore	132 (-8)
Sungjae Im	132 (-8)
Tom Kim	132 (-8)

Third Round	
Lucas Glover	**196 (-14)**
Taylor Moore	197 (-13)
Tommy Fleetwood	198 (-12)
Jordan Spieth	199 (-11)
Max Homa	199 (-11)

CUT: No cut. All 70 players completed 72 holes.

WEATHER: Thursday: Light rain in the morning and mostly cloudy in the afternoon. High of 88. Wind NNE 6-12 mph. Preferred lies were in effect for the first round. **Friday:** Partly cloudy. High of 91. Wind NNE 10-15 mph. Preferred lies were in effect for the second round. **Saturday:** Mostly sunny. High of 89. Wind NNE 5-10 mph. **Sunday:** Mostly sunny. High of 94. Wind WSW 7-12 mph.

Player	Pos.	Score	Total	FedExCup Pts.	Money
LUCAS GLOVER	**1**	**66 64 66 69**	**265/ -15**	**2,000.00**	**3,600,000.00**
Patrick Cantlay	2	68 67 66 64	265/ -15	1,200.00	2,160,000.00
Tommy Fleetwood	T3	66 66 66 68	266/ -14	650.00	1,160,000.00
Rory McIlroy	T3	67 66 68 65	266/ -14	650.00	1,160,000.00
Taylor Moore	5	66 66 65 71	268/ -12	440.00	800,000.00
Corey Conners	T6	67 72 65 65	269/ -11	322.85	584,285.72
Cam Davis	T6	66 67 69 67	269/ -11	322.85	584,285.72
Adam Schenk	T6	69 66 68 66	269/ -11	322.85	584,285.72
Russell Henley	T6	67 68 67 67	269/ -11	322.85	584,285.71
Max Homa	T6	68 66 65 70	269/ -11	322.85	584,285.71
Sungjae Im	T6	67 65 69 68	269/ -11	322.85	584,285.71
Jordan Spieth	T6	63 68 68 70	269/ -11	322.85	584,285.71
Collin Morikawa	T13	65 70 67 68	270/ -10	229.33	386,666.67
Sahith Theegala	T13	67 68 69 66	270/ -10	229.33	386,666.67
Viktor Hovland	T13	72 64 65 69	270/ -10	229.33	386,666.66
Adam Hadwin	T16	67 66 69 69	271/ -9	200.00	310,000.00
Si Woo Kim	T16	68 67 68 68	271/ -9	200.00	310,000.00
Chris Kirk	T16	71 67 67 66	271/ -9	200.00	310,000.00
Hideki Matsuyama	T16	67 69 70 65	271/ -9	200.00	310,000.00
Emiliano Grillo	T20	65 67 69 71	272/ -8	168.00	233,000.00
Beau Hossler	T20	71 67 65 69	272/ -8	168.00	233,000.00
Stephan Jaeger	T20	69 65 69 69	272/ -8	168.00	233,000.00
Justin Rose	T20	76 67 61 68	272/ -8	168.00	233,000.00
Andrew Putnam	T24	68 67 70 68	273/ -7	130.00	158,285.72
J.J. Spaun	T24	70 68 68 67	273/ -7	130.00	158,285.72
Nick Taylor	T24	71 68 68 66	273/ -7	130.00	158,285.72
Ben Griffin	T24	69 66 68 70	273/ -7	130.00	158,285.71
Tom Kim	T24	64 68 69 72	273/ -7	130.00	158,285.71
J.T. Poston	T24	66 67 70 70	273/ -7	130.00	158,285.71
Xander Schauffele	T24	66 68 70 69	273/ -7	130.00	158,285.71
Eric Cole	T31	66 70 68 70	274/ -6	92.00	116,000.00
Brian Harman	T31	71 68 67 68	274/ -6	92.00	116,000.00
Lee Hodges	T31	68 65 72 69	274/ -6	92.00	116,000.00
Sam Ryder	T31	68 70 68 68	274/ -6	92.00	116,000.00
Scottie Scheffler	T31	67 66 71 70	274/ -6	92.00	116,000.00

Player	Pos.	Score	Total	FedExCup Pts.	Money
Cameron Young	T31	67 71 69 67	274/ -6	92.00	116,000.00
Byeong Hun An	T37	67 68 68 72	275/ -5	66.00	88,000.00
Taylor Montgomery	T37	74 66 68 67	275/ -5	66.00	88,000.00
Jon Rahm	T37	73 67 67 68	275/ -5	66.00	88,000.00
Sam Stevens	T37	69 67 73 66	275/ -5	66.00	88,000.00
Adam Svensson	T37	66 69 70 70	275/ -5	66.00	88,000.00
Brandon Wu	T37	72 70 67 66	275/ -5	66.00	88,000.00
Tom Hoge	T43	67 69 73 67	276/ -4	44.00	64,133.34
Keith Mitchell	T43	70 68 72 66	276/ -4	44.00	64,133.34
Keegan Bradley	T43	67 71 67 71	276/ -4	44.00	64,133.33
Tyrrell Hatton	T43	72 67 69 68	276/ -4	44.00	64,133.33
Davis Riley	T43	75 68 66 67	276/ -4	44.00	64,133.33
Brendon Todd	T43	67 70 67 72	276/ -4	44.00	64,133.33
Nick Hardy	T49	67 69 71 70	277/ -3	34.00	50,533.34
Vincent Norrman	T49	67 69 69 72	277/ -3	34.00	50,533.33
Aaron Rai	T49	66 68 70 73	277/ -3	34.00	50,533.33
Hayden Buckley	T52	67 72 71 68	278/ -2	25.60	46,400.00
Sam Burns	T52	73 70 67 68	278/ -2	25.60	46,400.00
Jason Day	T52	68 72 72 66	278/ -2	25.60	46,400.00
Harris English	T52	70 71 70 67	278/ -2	25.60	46,400.00
Kurt Kitayama	T52	66 69 69 74	278/ -2	25.60	46,400.00
Patrick Rodgers	T52	70 72 66 70	278/ -2	25.60	46,400.00
Rickie Fowler	T58	70 74 67 68	279/ -1	20.80	44,400.00
Mackenzie Hughes	T58	67 68 75 69	279/ -1	20.80	44,400.00
Matt NeSmith	T58	69 71 68 71	279/ -1	20.80	44,400.00
Thomas Detry	T61	72 64 75 69	280/ E	18.80	43,400.00
Matt Kuchar	T61	72 71 70 67	280/ E	18.80	43,400.00
Sepp Straka	63	72 73 71 65	281/ 1	17.60	42,800.00
Tony Finau	64	67 73 69 73	282/ 2	16.80	42,400.00
Alex Smalley	65	70 74 70 69	283/ 3	16.00	42,000.00
Wyndham Clark	T66	70 76 70 68	284/ 4	13.60	40,800.00
Matt Fitzpatrick	T66	73 68 71 72	284/ 4	13.60	40,800.00
Mark Hubbard	T66	69 72 71 72	284/ 4	13.60	40,800.00
Denny McCarthy	T66	67 73 70 74	284/ 4	13.60	40,800.00
Seamus Power	T66	71 73 71 69	284/ 4	13.60	40,800.00

FedEx St. Jude Championship Summaries

2024

Hideki Matsuyama

TPC Southwind
Memphis, TN

August 15-18, 2024

FedExCup Points: 2,000 (1st)
Par/Yardage: 35-35—70/7,243 yds.

Purse: $20,000,000

LEADERS

First Round
Chris Kirk....64 (-6)
Taylor Pendrith....65 (-5)
Matthieu Pavon....65 (-5)
Hideki Matsuyama.... 65 (-5)

Second Round
Denny McCarthy....129 (-11)
Hideki Matsuyama....129 (-11)
Sam Burns....130 (-10)
Scottie Scheffler....131 (-9)

Third Round
Hideki Matsuyama....193 (-17)
Nick Dunlap....198 (-12)
Viktor Hovland....199 (-11)
Scottie Scheffler....200 (-10)
Sam Burns....200 (-10)

CUT: No cut. All 70 players completed 72 holes.

WEATHER: Thursday: Mostly sunny. High of 96. Wind variable at 4-8 mph. **Friday:** Mostly sunny. High of 97. Wind variable at 10-15 mph. **Saturday:** Partly cloudy. High of 93. Wind variable at 10-15 mph. **Sunday:** Mostly sunny. High of 93. Wind NW at 10-15 mph.

Player	Pos.	Score	Total	FedExCup Pts.	Money
HIDEKI MATSUYAMA	**1**	**65 64 64 70**	**263 / -17**	**2,000.000**	**3,600,000.00**
Xander Schauffele	T2	66 69 67 63	265 / -15	980.000	1,760,000.00
Viktor Hovland	T2	70 63 66 66	265 / -15	980.000	1,760,000.00
Scottie Scheffler	4	66 65 69 66	266 / -14	540.000	960,000.00
Sam Burns	T5	67 63 70 67	267 / -13	420.000	760,000.00
Nick Dunlap	T5	67 65 66 69	267 / -13	420.000	760,000.00
Wyndham Clark	T7	68 69 67 64	268 / -12	350.000	645,000.00
Robert MacIntyre	T7	67 66 70 65	268 / -12	350.000	645,000.00
Denny McCarthy	9	66 63 72 68	269 / -11	320.000	580,000.00
Billy Horschel	T10	68 65 70 67	270 / -10	290.000	520,000.00
Seamus Power	T10	67 70 66 67	270 / -10	290.000	520,000.00
Maverick McNealy	T12	70 68 69 64	271 / -9	237.000	405,000.00
Patrick Cantlay	T12	72 67 66 66	271 / -9	237.000	405,000.00
Akshay Bhatia	T12	69 68 66 68	271 / -9	237.000	405,000.00
Will Zalatoris	T12	69 65 67 70	271 / -9	237.000	405,000.00
Aaron Rai	T16	69 66 70 67	272 / -8	208.000	330,000.00
Tony Finau	T16	69 66 68 69	272 / -8	208.000	330,000.00
Eric Cole	T18	71 67 72 63	273 / -7	184.000	270,000.00
Austin Eckroat	T18	69 68 71 65	273 / -7	184.000	270,000.00
Adam Scott	T18	70 68 68 67	273 / -7	184.000	270,000.00
Matt Fitzpatrick	T18	70 65 68 70	273 / -7	184.000	270,000.00
Min Woo Lee	T22	70 68 70 66	274 / -6	139.750	175,500.00
Collin Morikawa	T22	68 71 68 67	274 / -6	139.750	175,500.00
Taylor Pendrith	T22	65 71 71 67	274 / -6	139.750	175,500.00
Christiaan Bezuidenhout	T22	70 66 70 68	274 / -6	139.750	175,500.00
Brendon Todd	T22	66 69 69 70	274 / -6	139.750	175,500.00
Jason Day	T22	72 67 65 70	274 / -6	139.750	175,500.00
Tommy Fleetwood	T22	66 70 68 70	274 / -6	139.750	175,500.00
Justin Rose	T22	66 66 71 71	274 / -6	139.750	175,500.00
Russell Henley	T30	68 68 73 66	275 / -5	106.000	130,000.00
Justin Thomas	T30	67 70 71 67	275 / -5	106.000	130,000.00
Alex Noren	T30	73 65 67 70	275 / -5	106.000	130,000.00
Max Greyserman	T33	75 68 70 63	276 / -4	80.286	103,428.57
Davis Thompson	T33	72 66 72 66	276 / -4	80.286	103,428.57
Patrick Rodgers	T33	69 71 69 67	276 / -4	80.286	103,428.57
Emiliano Grillo	T33	70 67 71 68	276 / -4	80.286	103,428.57
Byeong Hun An	T33	69 70 68 69	276 / -4	80.286	103,428.57
J.T. Poston	T33	69 70 67 70	276 / -4	80.286	103,428.57
Erik van Rooyen	T33	68 66 71 71	276 / -4	80.286	103,428.57
Cam Davis	T40	70 69 71 67	277 / -3	54.000	76,000.00
Ludvig Åberg	T40	71 68 70 68	277 / -3	54.000	76,000.00
Sungjae Im	T40	69 70 70 68	277 / -3	54.000	76,000.00
Stephan Jaeger	T40	70 70 67 70	277 / -3	54.000	76,000.00
Jhonattan Vegas	T40	69 73 65 70	277 / -3	54.000	76,000.00
Victor Perez	T40	69 70 67 71	277 / -3	54.000	76,000.00
Thomas Detry	T46	74 68 71 65	278 / -2	39.000	56,700.00
Tom Hoge	T46	70 69 73 66	278 / -2	39.000	56,700.00
Matthieu Pavon	T46	65 73 72 68	278 / -2	39.000	56,700.00
Sahith Theegala	T46	70 69 68 71	278 / -2	39.000	56,700.00
Si Woo Kim	T50	70 74 67 68	279 / -1	27.450	47,250.00
Brian Harman	T50	69 66 75 69	279 / -1	27.450	47,250.00
Adam Hadwin	T50	71 71 67 70	279 / -1	27.450	47,250.00
Corey Conners	T50	69 70 70 70	279 / -1	27.450	47,250.00
Tom Kim	T50	71 64 73 71	279 / -1	27.450	47,250.00
Shane Lowry	T50	70 68 70 71	279 / -1	27.450	47,250.00
Ben Griffin	T50	66 70 71 72	279 / -1	27.450	47,250.00
Chris Kirk	T50	64 70 71 74	279 / -1	27.450	47,250.00
Mackenzie Hughes	58	70 71 70 69	280 / E	21.600	44,800.00
Keegan Bradley	T59	69 70 74 68	281 / 1	20.400	44,200.00
Peter Malnati	T59	67 72 70 72	281 / 1	20.400	44,200.00
Cameron Young	T61	68 73 74 67	282 / 2	18.000	43,000.00
Mark Hubbard	T61	72 72 68 70	282 / 2	18.000	43,000.00
Sepp Straka	T61	71 67 71 73	282 / 2	18.000	43,000.00
Harris English	T61	68 68 70 76	282 / 2	18.000	43,000.00
Nick Taylor	65	68 68 70 77	283 / 3	16.000	42,000.00
Taylor Moore	66	71 70 72 71	284 / 4	15.200	41,600.00
Jake Knapp	67	70 75 71 70	286 / 6	14.400	41,200.00
Jordan Spieth	T68	68 75 74 72	289 / 9	13.200	40,600.00
Rory McIlroy	T68	68 73 74 74	289 / 9	13.200	40,600.00
Max Homa	70	69 78 74 70	291 / 11	12.000	40,000.00

FedEx St. Jude Championship Summaries

2025

Justin Rose

Memphis, Tennessee
TPC Southwind

August 7-10, 2025
Par/Yards: 35-35—70/7,288 yards

FedExCup Points: 2,000/winner
Purse: $20 million ($3.6 million/winner)

LEADERS

First Round	
Akshay Bhatia	62 (-8)
Tommy Fleetwood	63 (-7)
Harry Hall	64 (-6)
Justin Rose	**64 (-6)**
Bud Cauley	64 (-6)

Second Round	
Tommy Fleetwood	127 (-13)
Justin Rose	**130 (-10)**
Collin Morikawa	131 (-9)
Akshay Bhatia	131 (-9)

Third Round	
Tommy Fleetwood	196 (-14)
Justin Rose	**197 (-13)**
Scottie Scheffler	198 (-12)
J.J. Spaun	199 (-11)
Andrew Novak	199 (-11)

CUT: No cut. All 69 players completed 72 holes.

WEATHER: Thursday: Mostly sunny. High of 93. Wind ESE 3-10 mph. **Friday:** Partly cloudy morning and afternoon thunderstorms. High of 93. Wind S 7-12 mph. Due to lightning in the area, Friday's second round was suspended at 3:31 p.m. CT with 19 players needing to complete the round. Play resumed Saturday morning at 7:30 a.m. and was completed at 9:24 a.m. The third round will feature threesomes off split tees from 9:40 – 11:52 a.m. **Saturday:** Mostly sunny. High of 84. Wind ESE 5-12 mph. **Sunday:** Mostly sunny. High of 93. Wind SE 4-12 mph.

Player	Pos.	Score	Total	FedExCup Pts.	Money
JUSTIN ROSE	**1**	**64 66 67 67**	**264 / -16**	**2,000.000**	**3,600,000.00**
J.J. Spaun	2	68 66 65 65	264 / -16	1,200.000	2,160,000.00
Scottie Scheffler	T3	67 66 65 67	265 / -15	650.000	1,160,000.00
Tommy Fleetwood	T3	63 64 69 69	265 / -15	650.000	1,160,000.00
Cameron Young	5	69 65 71 64	269 / -11	440.000	800,000.00
Akshay Bhatia	T6	62 69 70 69	270 / -10	366.667	670,333.33
Rickie Fowler	T6	66 69 66 69	270 / -10	366.667	670,333.33
Andrew Novak	T6	68 64 67 71	270 / -10	366.667	670,333.33
Ludvig Åberg	T9	67 67 70 67	271 / -9	280.000	501,000.00
Kurt Kitayama	T9	69 63 72 67	271 / -9	280.000	501,000.00
Patrick Cantlay	T9	70 67 66 68	271 / -9	280.000	501,000.00
Chris Kirk	T9	68 67 66 70	271 / -9	280.000	501,000.00
Ben Griffin	T9	66 69 66 70	271 / -9	280.000	501,000.00
Jhonattan Vegas	T14	69 69 66 68	272 / -8	220.000	361,000.00
Si Woo Kim	T14	65 69 69 69	272 / -8	220.000	361,000.00
Bud Cauley	T14	64 69 70 69	272 / -8	220.000	361,000.00
Hideki Matsuyama	T17	69 70 69 65	273 / -7	188.000	281,000.00
Russell Henley	T17	66 70 71 66	273 / -7	188.000	281,000.00
Sungjae Im	T17	71 64 71 67	273 / -7	188.000	281,000.00
Jacob Bridgeman	T17	69 64 71 69	273 / -7	188.000	281,000.00
Sepp Straka	T17	68 67 68 70	273 / -7	188.000	281,000.00
Brian Harman	T22	67 68 72 67	274 / -6	146.000	186,166.67
Aaron Rai	T22	70 69 68 67	274 / -6	146.000	186,166.67
J.T. Poston	T22	70 69 67 68	274 / -6	146.000	186,166.67
Harry Hall	T22	64 72 69 69	274 / -6	146.000	186,166.67
Xander Schauffele	T22	68 72 65 69	274 / -6	146.000	186,166.67
Collin Morikawa	T22	66 65 72 71	274 / -6	146.000	186,166.67
Justin Thomas	T28	68 72 70 65	275 / -5	115.000	139,500.00
Sam Burns	T28	70 71 66 68	275 / -5	115.000	139,500.00
Maverick McNealy	T28	66 66 74 69	275 / -5	115.000	139,500.00
Taylor Pendrith	T28	69 69 65 72	275 / -5	115.000	139,500.00
Viktor Hovland	T32	74 68 67 67	276 / -4	87.000	111,166.67
Davis Riley	T32	72 67 70 67	276 / -4	87.000	111,166.67
Denny McCarthy	T32	70 67 72 67	276 / -4	87.000	111,166.67
Max Greyserman	T32	70 69 69 68	276 / -4	87.000	111,166.67
Kevin Yu	T32	71 67 69 69	276 / -4	87.000	111,166.67
Matt Fitzpatrick	T32	67 71 69 69	276 / -4	87.000	111,166.67
Nico Echavarria	T38	72 70 69 66	277 / -3	62.000	84,500.00
Patrick Rodgers	T38	71 68 70 68	277 / -3	62.000	84,500.00
Jordan Spieth	T38	69 70 70 68	277 / -3	62.000	84,500.00
Matti Schmid	T38	71 66 69 71	277 / -3	62.000	84,500.00
Robert MacIntyre	T38	67 70 68 72	277 / -3	62.000	84,500.00
Thomas Detry	T38	67 69 68 73	277 / -3	62.000	84,500.00
Ryan Gerard	T44	70 69 73 66	278 / -2	43.500	64,500.00
Keegan Bradley	T44	72 70 69 67	278 / -2	43.500	64,500.00
Nick Taylor	T44	67 71 72 68	278 / -2	43.500	64,500.00
Lucas Glover	T44	70 66 69 73	278 / -2	43.500	64,500.00
Stephan Jaeger	T48	72 69 69 69	279 / -1	37.000	53,900.00
Harris English	T48	70 68 69 72	279 / -1	37.000	53,900.00
Ryan Fox	T50	72 71 68 69	280 / E	31.000	49,300.00
Emiliano Grillo	T50	69 69 71 71	280 / E	31.000	49,300.00
Corey Conners	T50	71 68 70 71	280 / E	31.000	49,300.00
Cam Davis	T50	69 72 67 72	280 / E	31.000	49,300.00
Chris Gotterup	T54	72 73 70 66	281 / 1	25.000	46,800.00
Sam Stevens	T54	71 70 69 71	281 / 1	25.000	46,800.00
Mackenzie Hughes	T56	71 69 70 72	282 / 2	22.400	45,800.00
Jason Day	T56	71 68 71 72	282 / 2	22.400	45,800.00
Wyndham Clark	T56	67 68 72 75	282 / 2	22.400	45,800.00
Aldrich Potgieter	T59	71 72 73 67	283 / 3	20.000	44,600.00
Michael Kim	T59	72 72 72 67	283 / 3	20.000	44,600.00
Shane Lowry	T59	73 68 71 71	283 / 3	20.000	44,600.00
Erik van Rooyen	T62	74 69 71 71	285 / 5	18.000	43,600.00
Jake Knapp	T62	72 70 70 73	285 / 5	18.000	43,600.00
Tom Hoge	T64	73 74 67 72	286 / 6	16.000	42,600.00
Brian Campbell	T64	69 71 71 75	286 / 6	16.000	42,600.00
Tony Finau	T64	69 68 73 76	286 / 6	16.000	42,600.00
Joe Highsmith	67	69 74 69 76	288 / 8	14.400	41,800.00
Min Woo Lee	T68	76 72 72 70	290 / 10	13.200	41,200.00
Daniel Berger	T68	68 75 72 75	290 / 10	13.200	41,200.00

BMW Championship Summaries

BMW Championship

2007

Tiger Woods

Lemont, IL **September 6-9, 2007** **FedExCup Points: 50,000** **Purse:$7,000,000**
Cog Hill Golf and Country Club (Dubsdread) **Par/Yards: 35-36—71/7,326**

LEADERS

First Round		Second Round		Third Round	
Jonathan Byrd	64 (-7)	Aaron Baddeley	133 (-9)	Steve Stricker	198 (-15)
Justin Rose	65 (-6)	Jonathan Byrd	133 (-9)	Aaron Baddeley	198 (-15)
Camilo Villegas	65 (-6)	Justin Rose	134 (-8)	**Tiger Woods**	**199 (-14)**
Stewart Cink	66 (-5)	Steve Stricker	134 (-8)	Justin Rose	203 (-10)
Troy Matteson	66 (-5)	**Tiger Woods**	**134 (-8)**	Tim Clark	204 (-9)
Pat Perez	66 (-5)	Camilo Villegas	134 (-8)	Jonathan Byrd	204 (-8)
Tiger Woods	**67 (T7)**				

CUT: No cut. 65 of the 66 professionals completed 72 holes.

WEATHER: Thursday: Mostly cloudy with light sprinkles. Tee times were moved up two hours, 15 minutes to 8 a.m. due to threatening afternoon forecast. Friday: Tee times were moved up three hours, 15 minutes to 8 a.m. due to threatening weather. Play was delayed for two hours, 47 minutes (9:11-11:58 a.m.) due to a heavy downpour that brought 9/10 inches of rain. Mostly cloudy with a high of 83. Saturday: Sunny with a high of 78. Winds NE 8-10 mph. Sunday: Sunny with a high of 77. Winds NE 10-15 mph.

Player	Pos.	Score	Total	FedExCup Points	Official Money
TIGER WOODS	**1**	**67-67-65-63**	**262**	**9,000**	**$1,260,000.00**
Aaron Baddeley	2	68-65-65-66	264	5,400	756,000.00
Steve Stricker	3	68-66-64-68	266	3,400	480,000.00
Adam Scott	4	69-69-67-65	270	2,400	340,000.00
Tim Clark	T5	68-69-67-67	271	1,900	270,000.00
Justin Rose	T5	65-69-69-68	271	1,900	270,000.00
Stewart Cink	T7	66-73-68-65	272	1,613	229,000.00
Camilo Villegas	T7	65-69-71-67	272	1,613	229,000.00
Sergio Garcia	9	68-70-69-67	274	1,450	206,000.00
Jonathan Byrd	T10	64-69-71-71	275	1,200	171,000.00
Carl Pettersson	T10	71-68-69-67	275	1,200	171,000.00
Ian Poulter	T10	68-72-69-66	275	1,200	171,000.00
Rory Sabbatini	T10	69-72-68-66	275	1,200	171,000.00
Jim Furyk	T14	70-69-67-70	276	875	123,625.00
Lucas Glover	T14	70-71-67-68	276	875	123,625.00
Nathan Green	T14	67-71-67-71	276	875	123,625.00
Brandt Snedeker	T14	70-71-65-70	276	875	123,625.00
Ernie Els	T18	73-67-68-69	277	609	85,260.00
Charles Howell III	T18	68-73-67-69	277	609	85,260.00
Ryan Moore	T18	69-70-68-70	277	609	85,260.00
Pat Perez	T18	66-69-70-72	277	609	85,260.00
David Toms	T18	72-70-68-67	277	609	85,260.00
Bo Van Pelt	T18	69-71-68-69	277	609	$85,260.00
Bubba Watson	T18	71-69-69-68	277	609	85,260.00
Stuart Appleby	T25	68-68-71-71	278	390	54,600.00
Charley Hoffman	T25	68-70-72-68	278	390	54,600.00
Ryuji Imada	T25	67-70-71-70	278	390	54,600.00
Kevin Sutherland	T25	70-73-69-66	278	390	54,600.00
Mark Wilson	T25	76-69-68-65	278	390	54,600.00
Angel Cabrera	T30	72-69-71-67	279	291	40,687.50
Luke Donald	T30	76-70-68-65	279	291	40,687.50
Hunter Mahan	T30	69-68-71-71	279	291	40,687.50
John Mallinger	T30	74-68-69-68	279	291	40,687.50
Rocco Mediate	T30	70-70-68-71	279	291	40,687.50
Vaughn Taylor	T30	73-68-69-69	279	291	40,687.50
Scott Verplank	T30	69-70-70-70	279	291	40,687.50
Brett Wetterich	T30	68-72-71-68	279	291	40,687.50
Robert Allenby	T38	75-68-69-68	280	200	28,000.00
Stephen Ames	T38	71-68-69-72	280	200	28,000.00
Woody Austin	T38	67-73-71-69	280	200	28,000.00
K.J. Choi	T38	68-70-71-71	280	200	28,000.00
Trevor Immelman	T38	70-70-69-71	280	200	28,000.00
Zach Johnson	T38	72-71-70-67	280	200	28,000.00
Billy Mayfair	T38	72-69-67-72	280	200	28,000.00
Rod Pampling	T38	73-72-66-69	280	200	$28,000.00
Heath Slocum	46	71-68-72-70	281	155	21,700.00
Troy Matteson	T47	66-77-68-71	282	141	19,740.00
Kenny Perry	T47	71-71-66-74	282	141	19,740.00
Brian Bateman	T49	70-72-72-69	283	126	17,686.67
Jerry Kelly	T49	74-72-68-69	283	126	17,686.67
Steve Marino	T49	73-70-69-71	283	126	17,686.66
Ken Duke	T52	67-73-71-73	284	117	16,415.00
Anthony Kim	T52	74-70-70-70	284	117	16,415.00
John Senden	T52	71-75-71-67	284	117	16,415.00
Henrik Stenson	T52	75-71-68-70	284	117	16,415.00
John Rollins	56	69-71-74-71	285	114	15,960.00
Sean O'Hair	T57	74-72-71-69	286	113	15,750.00
Boo Weekley	T57	75-72-72-67	286	113	15,750.00
Jose Coceres	T59	70-69-70-78	287	111	15,470.00
Nick Watney	T59	72-73-72-70	287	111	15,470.00
Nick O'Hern	T61	70-73-74-71	288	109	15,190.00
Geoff Ogilvy	T61	78-73-68-69	288	109	15,190.00
Jeff Quinney	63	72-73-70-74	289	107	14,980.00
Vijay Singh	64	74-69-77-70	290	106	14,840.00
Mark Calcavecchia	65	77-71-75-74	297	105	14,700.00

BMW Championship

2008

Camilo Villegas

St. Louis, MO **September 4-7, 2008** **FedExCup Points: 190,000** **Purse: $7,000,000**
Bellerive Country Club **Par/Yards: 35-35—70/7,207**

LEADERS

First Round		Second Round		Third Round	
Camilo Villegas	**65 (-5)**	**Camilo Villegas**	**131 (-9)**	**Camilo Villegas**	**197 (-13)**
Steve Stricker	66 (-4)	Jim Furyk	132 (-8)	Jim Furyk	198 (-12)
Kenny Perry	66 (-4)	Phil Mickelson	133 (-7)	Anthony Kim	201 (-9)
Tim Herron	66 (-4)	D.J. Trahan	134 (-6)	Tim Clark	201 (-9)
Andres Romero	66 (-4)	Fredrik Jacobson	134 (-6)	Brian Gay	201 (-9)
Stuart Appleby	66 (-4)	Brian Gay	134 (-6)		

CUT: No cut. 68 of the 69 players completed 72 holes.

WEATHER: Thursday: Remnants of Hurricane Gustav pelted Bellerive CC with rain in excess of three inches, postponing the first round until Friday morning. High in the mid-70s. Friday: Mostly cloudy and cool. High of 71. Winds N 5-10 mph. Saturday: The second round began at 7 a.m. under cloudy skies. Fog forced a 91-minute delay beginning at 7:29 a.m. The third round was suspended due to darkness at 7:18 p.m., with 23 players left to complete their rounds. Partly cloudy and cool. High of 75. Winds N-NW 5-10 mph. Sunday: The third round resumed at 7 a.m., with the final round beginning with threesomes off of split tees at 10:10 a.m. Mostly cloudy. High of 75. Winds W-NW 5-10 mph

Player	Pos.	Score	Total	FedExCup Points	Official Money
CAMILO VILLEGAS	**1**	**65-66-66-68**	**265**	**11,000**	**$1,260,000.00**
Dudley Hart	2	67-69-66-65	267	7,400	756,000.00
Jim Furyk	T3	70-62-66-70	268	4,900	406,000.00
Anthony Kim	T3	68-67-66-67	268	4,900	406,000.00
Stephen Ames	T5	68-69-66-66	269	3,825	255,500.00
K.J. Choi	T5	70-68-64-67	269	3,825	255,500.00
D.J. Trahan	T5	71-63-68-67	269	3,825	255,500.00
Tim Clark	T8	67-68-66-69	270	3,500	210,000.00
Hunter Mahan	T8	69-67-68-66	270	3,500	210,000.00
Aaron Baddeley	T10	71-64-67-69	271	3,250	175,000.00
Fredrik Jacobson	T10	67-67-72-65	271	3,250	175,000.00
Steve Stricker	T10	66-71-68-66	271	3,250	175,000.00
Ben Curtis	T13	70-70-68-65	273	2,938	131,250.00
Brian Gay	T13	67-67-67-72	273	2,938	131,250.00
Lucas Glove	T13	68-68-69-68	273	2,938	131,250.00
Trevor Immelman	T13	69-67-70-67	273	2,938	131,250.00
Ernie Els	T17	68-72-66-68	274	2,750	105,000.00
Justin Leonard	T17	69-67-68-70	274	2,750	105,000.00
Phil Mickelson	T17	68-65-71-70	274	2,750	105,000.00
Tommy Armour III	T20	71-64-69-71	275	2,625	87,500.00
Sergio Garcia	T20	68-68-69-70	275	2,625	87,500.00
Eric Axley	T22	70-69-70-67	276	2,464	$64,983.34
Steve Marino	T22	69-69-70-68	276	2,464	64,983.34
Angel Cabrera	T22	69-69-66-72	276	2,464	$64,983.33
Billy Mayfair	T22	73-67-67-69	276	2,464	64,983.33
Kevin Streelman	T22	70-68-69-69	276	2,464	64,983.33
Dean Wilson	T22	69-71-66-70	276	2,464	64,983.33
Bart Bryant	T28	69-68-69-71	277	2,340	47,600.00
Geoff Ogilvy	T28	69-71-67-70	277	2,340	47,600.00
Scott Verplank	T28	73-69-68-67	277	2,340	47,600.00
Bubba Watson	T28	73-73-66-65	277	2,340	47,600.00
Boo Weekley	T28	71-65-71-70	277	2,340	47,600.00
Ben Crane	T33	70-70-69-69	278	2,270	37,800.00
Ken Duke	T33	70-72-67-69	278	2,270	37,800.00
J.B. Holmes	T33	68-73-67-70	278	2,270	37,800.00
Carl Pettersson	T33	72-70-70-66	278	2,270	37,800.00
Chez Reavie	T33	67-70-75-66	278	2,270	37,800.00
Robert Allenby	T38	71-68-68-72	279	2,210	29,400.00
Stuart Appleby	T38	66-73-70-70	279	2,210	29,400.00
Briny Baird	T38	73-66-69-71	279	2,210	29,400.00
Brian Davis	T38	75-67-72-65	279	2,210	29,400.00
Mathew Goggin	T38	70-71-67-71	279	2,210	29,400.00
Tim Herron	T38	66-71-67-75	279	2,210	29,400.00
Kenny Perry	T44	66-72-68-74	280	2,151	21,163.34
Andres Romero	T44	66-70-73-71	280	2,151	21,163.34
Rory Sabbatini	T44	72-66-67-75	280	2,151	21,163.33
Vijay Singh	T44	70-70-71-69	280	2,151	$21,163.33
Heath Slocum	T44	71-73-70-66	280	2,151	21,163.33
Nicholas Thompson	T44	70-73-70-67	280	2,151	21,163.33
Adam Scott	T50	69-71-69-72	281	2,125	17,430.00
John Senden	T50	69-73-73-66	281	2,125	17,430.00
Jonathan Byrd	T52	71-68-71-72	282	2,118	16,520.00
Johnson Wagner	T52	72-69-67-74	282	2,118	16,520.00
Jay Williamson	T52	68-69-72-73	282	2,118	16,520.00
Padraig Harrington	T55	69-71-72-71	283	2,113	15,820.00
Martin Laird	T55	69-70-76-68	283	2,113	15,820.00
John Mallinger	T55	71-65-75-72	283	2,113	15,820.00
Brandt Snedeker	T55	69-77-67-70	283	2,113	15,820.00
Kevin Sutherland	T55	70-73-68-72	283	2,113	15,820.00
Stewart Cink	T60	73-70-71-70	284	2,109	15,190.00
Charley Hoffman	T60	68-71-68-77	284	2,109	15,190.00
Jerry Kelly	T60	74-66-73-71	284	2,109	15,190.00
John Merrick	T60	76-74-65-69	284	2,109	15,190.00
Woody Austin	T64	69-71-73-72	285	2,105	14,700.00
Charlie Wi	T64	76-71-67-71	285	2,105	14,700.00
Mark Wilson	T64	69-75-71-70	285	2,105	14,700.00
Ryuji Imada	T67	72-70-72-73	287	2,103	14,350.00
Mike Weir	T67	69-72-71-75	287	2,103	14,350.00

BMW Championship Summaries

BMW Championship

2009

Tiger Woods

Lemont, IL **September 10-13, 2009** **FedExCup Points: 2,500** **Purse:$7,500,000**
Cog Hill G&CC **Par/Yards: 35-36—71/7,616**

LEADERS

First Round
Rory Sabbatini....66 (-5)
Steve Marino....66 (-5)
Bo Van Pelt....67 (-4)
Marc Leishman....67 (-4)
David Toms....68 (-3)
Padraig Harrington....68 (-3)
Geoff Ogilvy....68 (-3)
Tiger Woods.... 68 (-3)
Camilo Villegas....68 (-3)
John Mallinger....68 (-3)

Second Round
Mark Wilson....135 (-7)
Tiger Woods.... .135 (-7)
Padraig Harrington....136 (-6)
Rory Sabbatini....136 (-6)
Bo Van Pelt....136 (-6)
Marc Leishman....136 (-6)
Bubba Watson....137 (-5)

Third Round
Tiger Woods....197 (-16)
Brandt Snedeker....204 (-9)
Marc Leishman....204 (-9)
Matt Kuchar....205 (-8)
Padraig Harrington....205 (-8)
John Senden....206 (-7)
Mark Wilson....206 (-7)
Jim Furyk....207 (-6)
Luke Donald....207 (-6)
Sergio Garcia....207 (-6)
Bubba Watson....207 (-6)

CUT: A field of 69 professionals with no cut (Paul Casey withdrew prior to play with an injury).

WEATHER: Thursday: Partly cloudy with temperatures reaching 81 degrees. Winds NE 8-12 mph. Friday: Mostly sunny with high of 80.Winds E 8-12 mph. Saturday: Mostly sunny with highs in the upper 70s.Winds NE 8-12 mph. Sunday: The final round was delayed due to fog. Play began at 9:55 a.m. with threesomes going off two tees. The lastgroup went off at 11:45 a.m. Heavy morning fog gave way to mostlysunny skies with high of 80. Winds NE 8-12 mph

Player	Pos.	Score		FedEx Pts	Money
TIGER WOODS	**1**	**68-67-62-68**	**265/-19**	**2,500.00**	**$1,350,000.00**
Jim Furyk	T2	70-70-67-66	273/-11	1,250.00	660,000.00
Marc Leishman	T2	67-69-68-69	273/-11	1,250.00	660,000.00
Sean O'Hair	4	70-68-70-66	274/-10	750.00	360,000.00
Zach Johnson	5	73-65-70-68	276/-8	550.00	300,000.00
Sergio Garcia	T6	71-68-68-71	278/-6	475.00	260,625.00
Padraig Harrington	T6	68-68-69-73	278/-6	475.00	260,625.00
Kevin Na	T8	72-72-65-70	279/-5	412.50	225,000.00
Camilo Villegas	T8	68-74-71-66	279/-5	412.50	225,000.00
Luke Donald	T10	70-69-68-73	280/-4	327.00	172,500.00
Bill Haas	T10	71-68-71-70	280/-4	327.00	172,500.00
Matt Kuchar	T10	71-68-66-75	280/-4	327.00	172,500.00
Brandt Snedeker	T10	69-69-66-76	280/-4	327.00	172,500.00
Mark Wilson	T10	69-66-71-74	280/-4	327.00	172,500.00
Stephen Ames	T15	76-67-69-69	281/-3	275.00	127,500.00
Bo Van Pelt	T15	67-69-72-73	281/-3	275.00	127,500.00
Bubba Watson	T15	69-68-70-74	281/-3	275.00	127,500.00
Steve Marino	T18	66-77-68-71	282/-2	262.50	108,750.00
Rory Sabbatini	T18	66-70-72-74	282/-2	262.50	108,750.00
Ian Poulter	T20	69-71-68-75	283/-1	250.00	90,500.00
John Senden	T20	70-70-66-77	283/-1	250.00	90,500.00
Mike Weir	T20	72-69-71-71	283/-1	250.00	90,500.00
Chad Campbell	T23	70-70-72-72	284/E	227.50	64,875.00
Stewart Cink	T23	72-74-70-68	284/E	227.50	$64,875.00
Retief Goosen	T23	72-72-71-69	284/E	227.50	64,875.00
Anthony Kim	T23	69-69-72-74	284/E	227.50	64,875.00
Kevin Sutherland	T23	75-67-67-75	284/E	227.50	64,875.00
David Toms	T23	68-71-69-76	284/E	227.50	64,875.00
Robert Allenby	29	75-74-67-69	285/1	210.00	53,250.00
Tim Clark	T30	78-69-73-66	286/2	187.50	43,593.75
Jason Dufner	T30	74-70-69-73	286/2	187.50	43,593.75
Charles Howell III	T30	69-72-70-75	286/2	187.50	43,593.75
Freddie Jacobson	T30	72-71-70-73	286/2	187.50	43,593.75
Dustin Johnson	T30	69-73-71-73	286/2	187.50	43,593.75
Phil Mickelson	T30	71-69-70-76	286/2	187.50	43,593.75
Ryan Moore	T30	71-72-75-68	286/2	187.50	43,593.75
Nick Watney	T30	70-71-73-72	286/2	187.50	43,593.75
Ernie Els	T38	75-67-77-68	287/3	150.00	30,750.00
Hunter Mahan	T38	73-73-69-72	287/3	150.00	30,750.00
John Mallinger	T38	68-76-69-74	287/3	150.00	30,750.00
John Rollins	T38	73-65-74-75	287/3	150.00	30,750.00
Heath Slocum	T38	70-69-72-76	287/3	150.00	30,750.00
Scott Verplank	T38	70-75-72-70	287/3	150.00	30,750.00
Charlie Wi	T38	71-73-72-71	287/3	150.00	30,750.00
Angel Cabrera	T45	73-75-69-71	288/4	122.50	22,575.00
Ben Crane	T45	75-69-76-68	288/4	122.50	22,575.00
Brian Davis	T45	71-70-72-75	288/4	122.50	$22,575.00
Kenny Perry	T45	77-69-70-72	288/4	122.50	22,575.00
Jerry Kelly	T49	76-73-69-71	289/5	102.50	18,712.50
Justin Leonard	T49	73-69-75-72	289/5	102.50	18,712.50
Davis Love III	T49	74-77-67-71	289/5	102.50	18,712.50
Pat Perez	T49	72-71-73-73	289/5	102.50	18,712.50
Nathan Green	T53	73-74-73-70	290/6	87.50	17,550.00
Steve Stricker	T53	72-73-68-77	290/6	87.50	17,550.00
Woody Austin	T55	76-72-72-71	291/7	72.50	17,025.00
Brian Gay	T55	73-71-75-72	291/7	72.50	17,025.00
Bryce Molder	T55	70-73-71-77	291/7	72.50	17,025.00
Geoff Ogilvy	T55	68-73-75-75	291/7	72.50	17,025.00
Jason Bohn	T59	71-74-74-73	292/8	57.50	16,575.00
Jason Day	T59	71-73-75-73	292/8	57.50	16,575.00
Jonathan Byrd	T61	69-79-73-72	293/9	42.50	16,125.00
Charley Hoffman	T61	73-71-72-77	293/9	42.50	16,125.00
Jeff Overton	T61	72-68-75-78	293/9	42.50	16,125.00
Webb Simpson	T61	70-74-73-76	293/9	42.50	16,125.00
Y.E. Yang	65	71-78-73-75	297/13	30.00	15,750.00
Lucas Glover	66	74-75-71-79	299/15	25.00	15,600.00
Paul Goydos	67	74-72-73-81	300/16	20.00	15,450.00
J.B. Holmes	68	78-73-72-81	304/20	15.00	15,300.00

BMW Championship

2010

Dustin Johnson

Lemont, IL **September 9-12, 2010** **FedExCup Points: 2,500** **Purse:$7,500,000**
Cog Hill Golf & Country Club **Par/Yards: 35-36—71/7,616**

LEADERS

First Round
Matt Kuchar....64 (-7)
Ryan Moore....65 (-6)
Ian Poulter....66 (-5)
Retief Goosen....67 (-4)
Charlie Wi....67 (-4)
Dustin Johnson.... 68 (-3)

Second Round
Matt Kuchar....136 (-6)
Charlie Wi....136 (-6)
Marc Leishman....137 (-5)
Paul Casey....138 (-4)
Luke Donald....138 (-4)
Retief Goosen....138 (-4)
Dustin Johnson.... 138 (-4)
Ian Poulter....138 (-4)

Third Round
Ryan Moore....205 (-8)
Dustin Johnson.... 206 (-7)
Matt Kuchar....206 (-7)
Charlie Wi....206 (-7)
Paul Casey....207 (-6)
Ian Poulter....207 (-6)

CUT: No cut. All 30 players completed 72 holes.

WEATHER: Thursday: Mostly sunny with highs in the lower 70s. Winds NE 5-10 mph. Friday: Mostly sunny with a high of 75 degrees. Winds ESE 8-15 mph. Saturday: Morning showers turning into sunny skies in the afternoon. High of 71. Winds SW 6-12 mph. Sunday: Sunny and warmer. High of 79. Winds WSW 10-20 mph.

Player	Pos.	Score		FedEx Pts	Money
DUSTIN JOHNSON	**.1**	**68-70-68-69**	**275/-9**	**2,500.00**	**$1,350,000.00**
Paul Casey	2	69-69-69-69	276/-8	1,500.00	810,000.00
K.J. Choi	T3	71-69-69-69	278/-6	700.00	360,000.00
Matt Kuchar	T3	64-72-70-72	278/-6	700.00	360,000.00
Ryan Moore	T3	65-74-66-73	278/-6	700.00	360,000.00
Kevin Na	T3	70-69-69-70	278/-6	700.00	360,000.00
Retief Goosen	7	67-71-71-70	279/-5	450.00	251,250.00
Phil Mickelson	T8	72-71-70-67	280/-4	400.00	217,500.00
Steve Stricker	T8	70-73-67-70	280/-4	400.00	217,500.00
Charlie Wi	T8	67-69-70-74	280/-4	400.00	217,500.00
Marc Leishman	T11	72-65-72-72	281/-3	337.50	180,000.00
Camilo Villegas	T11	70-70-71-70	281/-3	337.50	180,000.00
Ernie Els	T13	70-71-67-74	282/-2	292.50	150,000.00
Ian Poulter	T13	66-72-69-75	282/-2	292.50	150,000.00
Jim Furyk	T15	73-71-69-70	283/-1	267.50	116,250.00
Zach Johnson	T15	70-73-66-74	283/-1	267.50	116,250.00
Adam Scott	T15	71-69-72-71	283/-1	267.50	116,250.00
David Toms	T15	70-72-70-71	283/-1	267.50	116,250.00
Nick Watney	T15	70-74-70-69	283/-1	267.50	116,250.00
Tiger Woods	T15	73-72-68-70	283/-1	267.50	116,250.00
Stewart Cink	T21	70-73-71-70	284/E	245.00	84,000.00
Tim Clark	T21	70-70-70-74	284/E	245.00	84,000.00
Justin Rose	T21	68-71-71-74	284/E	245.00	84,000.00
Robert Allenby	T24	72-70-72-71	285/1	222.50	60,750.00
Greg Chalmers	T24	72-69-68-76	285/1	222.50	$60,750.00
Tom Gillis	T24	70-72-76-67	285/1	222.50	60,750.00
Geoff Ogilvy	T24	73-72-72-68	285/1	222.50	60,750.00
Michael Sim	T24	72-70-72-71	285/1	222.50	60,750.00
Vijay Singh	T24	70-77-68-70	285/1	222.50	60,750.00
Brian Gay	T30	68-73-72-73	286/2	190.00	44,571.43
Charley Hoffman	T30	70-77-70-69	286/2	190.00	44,571.43
Justin Leonard	T30	72-71-75-68	286/2	190.00	44,571.43
Bryce Molder	T30	74-72-72-68	286/2	190.00	44,571.43
Carl Pettersson	T30	72-72-71-71	286/2	190.00	44,571.43
Vaughn Taylor	T30	70-71-74-71	286/2	190.00	44,571.43
Bill Haas	T30	70-73-69-74	286/2	190.00	44,571.42
Luke Donald	T37	68-70-72-77	287/3	157.50	33,000.00
Matt Jones	T37	71-70-73-73	287/3	157.50	33,000.00
Hunter Mahan	T37	71-68-75-73	287/3	157.50	33,000.00
Rory McIlroy	T37	76-74-68-69	287/3	157.50	33,000.00
Sean O'Hair	T37	75-68-71-73	287/3	157.50	33,000.00
Brandt Snedeker	T37	76-72-72-67	287/3	157.50	33,000.00
Ryan Palmer	T43	73-72-71-72	288/4	137.50	27,000.00
Kevin Streelman	T43	71-75-72-70	288/4	137.50	27,000.00
Ben Crane	T45	76-77-67-69	289/5	125.00	23,250.00
Jason Dufner	T45	74-72-73-70	289/5	125.00	23,250.00
Rickie Fowler	T45	71-73-72-73	289/5	125.00	23,250.00
Freddie Jacobson	T48	74-75-72-70	291/7	112.50	20,025.00
Anthony Kim	T48	70-75-72-74	291/7	112.50	$20,025.00
Martin Laird	T50	73-73-69-77	292/8	97.50	18,262.50
Rory Sabbatini	T50	69-71-80-72	292/8	97.50	18,262.50
Heath Slocum	T50	71-74-75-72	292/8	97.50	18,262.50
Bubba Watson	T50	72-74-69-77	292/8	97.50	18,262.50
Brian Davis	T54	73-72-77-71	293/9	80.00	17,250.00
Jason Day	T54	72-76-71-74	293/9	80.00	17,250.00
Bo Van Pelt	T54	72-71-73-77	293/9	80.00	17,250.00
Stephen Ames	T57	74-77-72-71	294/10	65.00	16,800.00
Jeff Overton	T57	72-76-72-74	294/10	65.00	16,800.00
Tim Petrovic	T57	73-70-73-78	294/10	65.00	16,800.00
Stuart Appleby	T60	76-73-69-78	296/12	50.00	16,350.00
J.B. Holmes	T60	77-72-69-78	296/12	50.00	16,350.00
Andres Romero	T60	80-70-73-73	296/12	50.00	16,350.00
Angel Cabrera	T63	75-76-75-71	297/13	32.50	15,825.00
Brendon de Jonge	T63	74-71-72-80	297/13	32.50	15,825.00
John Senden	T63	74-75-74-74	297/13	32.50	15,825.00
Y.E. Yang	T63	73-78-69-77	297/13	32.50	15,825.00
Ricky Barnes	T67	73-74-76-75	298/14	17.50	15,375.00
Scott Verplank	T67	76-75-73-74	298/14	17.50	15,375.00
Jason Bohn	69	73-74-73-79	299/15	10.00	15,150.00
D.J. Trahan	70	75-76-75-75	301/17	5.00	15,000.00

BMW Championship Summaries

BMW Championship

2011

Justin Rose

Lemont, IL **September 15-18, 2011** **FedExCup Points: 2,500.00** **Purse: $1,440,000**
Cog Hill G&CC **Par/Yards: 35-36–71/ 7,616**

LEADERS

First Round	
Justin Rose	**63 (-8)**
Webb Simpson	65 (-6)
Mark Wilson	65 (-6)
K.J. Choi	67 (-4)
Jim Furyk	68 (-3)
John Senden	68 (-3)
Camilo Villegas	68 (-3)

Second Round	
Justin Rose	**131 (-11)**
Mark Wilson	131 (-11)
Webb Simpson	133 (-9)
John Senden	134 (-8)
Robert Allenby	136 (-6)
Bill Haas	136 (-6)

Third Round	
Justin Rose	**200 (-13)**
John Senden	204 (-9)
Bill Haas	205 (-8)
Geoff Ogilvy	205 (-8)
Webb Simpson	206 (-7)

CUT: No cut. 69 of 70 players completed 72 holes.

WEATHER: Thursday: Sunny and cold. High of 59, with a morning low of 39. Morning winds N 10-20 mph, shifting to N/NE 8-15 in the afternoon. Friday: Cloudy and cool with a high of 59 degrees. Winds SE 5-10 mph. Saturday: Partly cloudy and cool with a high of 68 degrees. Winds E/SE 6-12 mph. Sunday: Mostly cloudy with intermittent showers. High of 69. Winds S/SE 10-20 mph.

Player	Pos.	Score	FedEx Pts	Money
JUSTIN ROSE	**1**	**63-68-69-71271/-13**	**2,500.00**	**$1,440,000.00**
John Senden	2	68-66-70-69 273/-11	1,500.00	864,000.00
Geoff Ogilvy	3	69-68-68-69 274/-10	1,000.00	544,000.00
Luke Donald	4	75-66-67-68 276/-8	750.00	384,000.00
Webb Simpson	5	65-68-73-71 277/-7	550.00	320,000.00
Jason Dufner	T6	71-68-71-68 278/-6	475.00	278,000.00
Camilo Villegas	T6	68-73-71-66 278/-6	475.00	278,000.00
Chez Reavie	8	69-70-70-70 279/-5	425.00	248,000.00
Brandt Jobe	9	75-64-69-72 280/-4	400.00	232,000.00
K.J. Choi	T10	67-71-73-70 281/-3	362.50	208,000.00
David Toms	T10	71-66-73-71 281/-3	362.50	208,000.00
Robert Allenby	T12	69-67-75-71 282/-2	297.50	162,000.00
Sergio Garcia	T12	69-72-67-74 282/-2	297.50	162,000.00
Martin Laird	T12	72-69-68-73 282/-2	297.50	162,000.00
Y.E. Yang	T12	70-72-70-70 282/-2	297.50	162,000.00
Keegan Bradley	T16	71-66-70-76 283/-1	262.50	116,000.00
Bill Haas	T16	70-66-69-78 283/-1	262.50	116,000.00
Jerry Kelly	T16	71-74-68-70 283/-1	262.50	116,000.00
Ryan Moore	T16	74-69-74-66 283/-1	262.50	116,000.00
Carl Pettersson	T16	70-72-72-69 283/-1	262.50	116,000.00
Gary Woodland	T16	70-68-73-72 283/-1	262.50	116,000.00
Aaron Baddeley	T22	71-71-75-67 284/E	225.00	68,444.45
Matt Kuchar	T22	72-65-78-69 284/E	225.00	68,444.45
Chris Stroud	T22	72-67-76-69 284/E	225.00	$68,444.45
Nick Watney	T22	71-75-71-67 284/E	225.00	68,444.45
Jim Furyk	T22	68-70-70-76 284/E	225.00	68,444.44
Brandt Snedeker	T22	71-66-73-74 284/E	225.00	68,444.44
Kyle Stanley	T22	72-69-72-71 284/E	225.00	68,444.44
Jimmy Walker	T22	69-71-72-72 284/E	225.00	68,444.44
Mark Wilson	T22	65-66-77-76 284/E	225.00	68,444.44
Brian Davis	T31	74-70-72-69 285/1	187.50	46,400.00
Brendon de Jonge	T31	75-64-74-72 285/1	187.50	46,400.00
Lucas Glover	T31	70-69-75-71 285/1	187.50	46,400.00
Zach Johnson	T31	69-70-72-74 285/1	187.50	46,400.00
Chris Kirk	T31	74-69-70-72 285/1	187.50	46,400.00
Cameron Tringale	T31	71-70-72-72 285/1	187.50	46,400.00
Jonathan Byrd	T37	70-70-75-71 286/2	160.00	36,000.00
Chad Campbell	T37	69-70-72-75 286/2	160.00	36,000.00
Robert Karlsson	T37	69-71-74-72 286/2	160.00	36,000.00
Sean O'Hair	T37	70-69-73-74 286/2	160.00	36,000.00
Adam Scott	T37	74-70-74-68 286/2	160.00	36,000.00
Ernie Els	T42	72-71-74-70 287/3	132.50	27,200.00
Charles Howell III	T42	72-70-72-73 287/3	132.50	27,200.00
Freddie Jacobson	T42	72-73-70-72 287/3	132.50	27,200.00
Marc Leishman	T42	71-71-74-71 287/3	132.50	27,200.00
Hunter Mahan	T42	69-72-72-74 287/3	132.50	27,200.00
Charl Schwartzel	T42	73-68-76-70 287/3	132.50	$27,200.00
Rickie Fowler	48	69-72-75-72 288/4	115.00	21,920.00
Jason Day	T49	77-65-73-74 289/5	102.50	19,960.00
Spencer Levin	T49	73-70-72-74 289/5	102.50	19,960.00
Ryan Palmer	T49	74-73-72-70 289/5	102.50	19,960.00
Jhonattan Vegas	T49	73-73-74-69 289/5	102.50	19,960.00
D.A. Points	T53	71-73-75-71 290/6	85.00	18,613.34
Charley Hoffman	T53	75-69-73-73 290/6	85.00	18,613.33
Bubba Watson	T53	78-68-72-72 290/6	85.00	18,613.33
Phil Mickelson	T56	72-73-71-75 291/7	70.00	18,080.00
Andres Romero	T56	77-66-73-75 291/7	70.00	18,080.00
Bo Van Pelt	T56	76-74-70-71 291/7	70.00	18,080.00
Steve Marino	T59	76-72-71-73 292/8	57.50	17,680.00
Rory Sabbatini	T59	72-69-78-73 292/8	57.50	17,680.00
Blake Adams	61	74-68-77-74 293/9	50.00	17,440.00
Scott Stallings	62	71-70-76-77 294/10	45.00	17,280.00
Johnson Wagner	63	73-75-75-72 295/11	40.00	17,120.00
George McNeill	64	71-72-79-74 296/12	35.00	16,960.00
Dustin Johnson	T65	76-72-73-77 298/14	27.50	16,720.00
Scott Piercy	T65	77-68-80-73 298/14	27.50	16,720.00
Vijay Singh	67	76-75-75-73 299/15	20.00	16,480.00
Brendan Steele	68	78-75-75-72 300/16	15.00	16,320.00
Tommy Gainey	69	77-74-77-78 306/22	10.00	16,160.00

BMW Championship

2012

Rory McIlroy

Carmel, IN **September 6-9, 2012** **FedExCup Points: 2,500** **Purse: $8,000,000**
Crooked Stick Golf Club **Par/Yards: 36-36—72/7,497**

LEADERS

First Round	
Graham DeLaet	64 (-8)
Rory McIlroy	**64 (-8)**
Webb Simpson	64 (-8)
Bo Van Pelt	64 (-8)
Vijay Singh	65 (-7)
Tiger Woods	65 (-7)

Second Round	
Vijay Singh	131 (-13)
Rory McIlroy	**132 (-12)**
Ryan Moore	132 (-12)
Tiger Woods	132 (-12)
Bo Van Pelt	133 (-11)
Lee Westwood	133 (-11)

Third Round	
Phil Mickelson	200 (-16)
Vijay Singh	200 (-16)
Rory McIlroy	**201 (-15)**
Lee Westwood	201 (-15)
Robert Garrigus	202 (-14)
Dustin Johnson	202 (-14)
Adam Scott	202 (-14)

CUT: No cut. All 70 players completed 72 holes.

WEATHER: Thursday: Partly cloudy, with an afternoon high of 84. Winds SW at 5-10 mph. Friday: Due to the threat of afternoon thunderstorms, second-round tee times were moved up and played in threesomes off tee Nos. 1 and 10, between 8 a.m.-11:01 a.m. EDT. Mostly cloudy, with a high of 84. Winds SW at 8-15 mph. Saturday: Due to overnight rains Friday (2.94 inches), third-round tee times were moved back to 11 a.m.–1:01 p.m. EDT off two tees in threesomes. The start of the third round was delayed by one hour until noon due to wet conditions. Partly cloudy and cooler, with a high of 69. Winds NW at 10-15 mph. Sunday: Partly cloudy and cool, with a high of 72. Winds NW at 10-15 mph.

Player	Pos.	Score	FedEx Pts	Money
RORY MCILROY	**1**	**64-68-69-67 268/-20**	**2,500.00**	**$1,440,000.00**
Phil Mickelson	T2	69-67-64-70 270/-18	1,250.00	704,000.00
Lee Westwood	T2	68-65-68-69 270/-18	1,250.00	704,000.00
Robert Garrigus	T4	67-69-66-69 271/-17	650.00	352,000.00
Tiger Woods	T4	65-67-71-68 271/-17	650.00	352,000.00
Dustin Johnson	T6	68-67-67-70 272/-16	475.00	278,000.00
Adam Scott	T6	68-68-66-70 272/-16	475.00	278,000.00
Vijay Singh	8	65-66-69-73 273/-15	425.00	248,000.00
Jim Furyk	9	69-70-67-68 274/-14	400.00	232,000.00
Ryan Moore	T10	66-66-73-70 275/-13	362.50	208,000.00
Bo Van Pelt	T10	64-69-71-71 275/-13	362.50	208,000.00
Zach Johnson	T12	67-69-68-72 276/-12	297.50	162,000.00
Chris Kirk	T12	68-68-69-71 276/-12	297.50	162,000.00
Ian Poulter	T12	68-68-69-71 276/-12	297.50	162,000.00
Bubba Watson	T12	69-71-71-65 276/-12	297.50	162,000.00
Greg Chalmers	T16	74-70-68-66 278/-10	257.50	108,600.00
Tom Gillis	T16	69-67-73-69 278/-10	257.50	108,600.00
Padraig Harrington	T16	70-65-70-73 278/-10	257.50	108,600.00
John Huh	T16	70-66-73-69 278/-10	257.50	108,600.00
Troy Matteson	T16	70-66-71-71 278/-10	257.50	108,600.00
Seung-Yul Noh	T16	68-66-73-71 278/-10	257.50	108,600.00
Louis Oosthuizen	T16	68-69-68-73 278/-10	257.50	108,600.00
Justin Rose	T16	67-70-70-71 278/-10	257.50	108,600.00
Ben Curtis	T24	70-69-68-72 279/-9	232.50	73,600.00
Sergio Garcia	T24	69-69-71-70 279/-9	232.50	$73,600.00
Kevin Na	T26	72-71-68-69 280/-8	222.50	62,800.00
Steve Stricker	T26	68-73-68-71 280/-8	222.50	62,800.00
Brendon de Jonge	T28	71-66-71-73 281/-7	202.50	53,200.00
Luke Donald	T28	66-72-72-71 281/-7	202.50	53,200.00
Jason Dufner	T28	72-67-73-69 281/-7	202.50	53,200.00
Ernie Els	T28	68-71-69-73 281/-7	202.50	53,200.00
Geoff Ogilvy	T28	68-71-74-68 281/-7	202.50	53,200.00
Charl Schwartzel	T28	69-68-72-72 281/-7	202.50	53,200.00
J.B. Holmes	T34	70-74-67-71 282/-6	180.00	43,200.00
Graeme McDowell	T34	68-67-69-78 282/-6	180.00	43,200.00
Kyle Stanley	T34	68-70-69-75 282/-6	180.00	43,200.00
Graham DeLaet	T37	64-70-74-75 283/-5	162.50	36,800.00
Bob Estes	T37	71-69-71-72 283/-5	162.50	36,800.00
Scott Piercy	T37	72-71-72-68 283/-5	162.50	36,800.00
Brandt Snedeker	T37	69-69-71-74 283/-5	162.50	36,800.00
Ben Crane	T41	67-71-74-72 284/-4	142.50	30,400.00
Rickie Fowler	T41	67-70-73-74 284/-4	142.50	30,400.00
Brian Harman	T41	73-69-70-72 284/-4	142.50	30,400.00
Charlie Wi	T41	70-72-72-70 284/-4	142.50	30,400.00
Bill Haas	T45	71-64-72-78 285/-3	117.50	22,880.00
Ryan Palmer	T45	66-73-73-73 285/-3	117.50	22,880.00
Pat Perez	T45	72-72-67-74 285/-3	117.50	22,880.00
Kevin Stadler	T45	69-73-73-70 285/-3	117.50	22,880.00
Johnson Wagner	T45	70-71-72-72 285/-3	117.50	$22,880.00
Nick Watney	T45	70-69-72-74 285/-3	117.50	22,880.00
Jeff Overton	T51	74-72-67-73 286/-2	95.00	19,253.34
Matt Every	T51	68-71-71-76 286/-2	95.00	19,253.33
Webb Simpson	T51	64-75-73-74 286/-2	95.00	19,253.33
Charley Hoffman	T54	75-72-69-71 287/-1	82.50	18,480.00
Matt Kuchar	T54	69-73-72-73 287/-1	82.50	18,480.00
Bud Cauley	T56	69-72-74-73 288/E	70.00	18,080.00
D.A. Points	T56	74-71-68-75 288/E	70.00	18,080.00
John Senden	T56	70-69-76-73 288/E	70.00	18,080.00
Keegan Bradley	T59	71-70-75-73 289/1	55.00	17,600.00
Tim Clark	T59	71-71-73-74 289/1	55.00	17,600.00
Dicky Pride	T59	76-71-71-71 289/1	55.00	17,600.00
Martin Laird	T62	69-68-72-81 290/2	42.50	17,200.00
Mark Wilson	T62	72-76-70-72 290/2	42.50	17,200.00
Jimmy Walker	64	67-76-72-76 291/3	35.00	16,960.00
David Hearn	T65	69-70-77-76 292/4	27.50	16,720.00
Marc Leishman	T65	75-73-71-73 292/4	27.50	16,720.00
Bryce Molder	67	77-72-70-75 294/6	20.00	16,480.00
William McGirt	68	77-72-72-74 295/7	15.00	16,320.00
Carl Pettersson	69	75-72-70-79 296/8	10.00	16,160.00
Hunter Mahan	70	70-73-80-77 300/12	5.00	16,000.00

BMW Championship Summaries

BMW Championship

2013

Zach Johnson

Lake Forest, IL **September 9-15, 2013** **FedExCup Points: 2,500 (first)** **Purse: $8,000,000**
Conway Farms Golf Club **Par/Yards: 35-36—71/7,149**

LEADERS

First Round	
Brandt Snedeker	63 (-8)
Zach Johnson	**64 (-7)**
Charl Schwartzel	66 (-5)
Kevin Streelman	66 (-5)
Steve Stricker	66 (-5)
Tiger Woods	66 (-5)

Second Round	
Jim Furyk	131 (-11)
Brandt Snedeker	131 (-11)
Zach Johnson	**134 (-8)**
Ryan Moore	136 (-6)
Charl Schwartzel	136 (-6)
Jordan Spieth	136 (-6)
Kevin Streelman	136 (-6)
Nick Watney	136 (-6)

Third Round	
Jim Furyk	200 (-13)
Steve Stricker	201 (-12)
Brandt Snedeker	202 (-11)
Zach Johnson	**203 (-10)**
Tiger Woods	204 (-9)

CUT: No cut. All 70 players completed 72 holes.

WEATHER: **Thursday:** Partly cloudy, with a high of 83. Winds NE at 10-15 mph. **Friday:** Partly cloudy and cool, with a high of 65. Winds NE at 10-15 mph. **Saturday:** Partly cloudy and pleasant, with a high of 71. Winds SSW at 7-12 mph. **Sunday:** Cloudy with light to heavy rain throughout the day. A total of .96 inches fell. High of 65. Winds S at 7-12 mph. Officials suspended play at 10 a.m. due to heavy rain. Play resumed at 1:31 p.m before officials suspended play ended again at 2:28 p.m. At 4 p.m. officials decided to suspend play for the day. Eleven groups still had not teed off and only six players finished their rounds. **Monday:** Mostly cloudy and breezy, with a high of 63. Winds NNE at 10-15, gusting to 20 mph. The final round resumed at 8 a.m.

Player	Pos.	Score		FedEx Pts/	Money
ZACH JOHNSON	**1**	**64-70-69-65**	**268/-16**	**2,500.00**	**$1,440,000.00**
Nick Watney	2	67-69-70-64	270/-14	1,500.00	864,000.00
Jim Furyk	3	72-59-69-71	271/-13	1,000.00	544,000.00
Jason Day	T4	71-66-70-66	273/-11	562.50	315,000.00
Luke Donald	T4	70-70-67-66	273/-11	562.50	315,000.00
Hunter Mahan	T4	68-73-65-67	273/-11	562.50	315,000.00
Steve Stricker	T4	66-71-64-72	273/-11	562.50	315,000.00
Matt Jones	T8	69-71-67-67	274/-10	400.00	232,000.00
Charl Schwartzel	T8	66-70-69-69	274/-10	400.00	232,000.00
Brandt Snedeker	T8	63-68-71-72	274/-10	400.00	232,000.00
Ryan Moore	T11	67-69-69-70	275/-9	315.00	176,000.00
Rory Sabbatini	T11	69-71-66-69	275/-9	315.00	176,000.00
Jimmy Walker	T11	72-65-70-68	275/-9	315.00	176,000.00
Tiger Woods	T11	66-72-66-71	275/-9	315.00	176,000.00
Roberto Castro	15	68-69-71-68	276/-8	280.00	144,000.00
Keegan Bradley	T16	74-67-70-66	277/-7	272.50	132,000.00
Jordan Spieth	T16	71-65-73-68	277/-7	272.50	132,000.00
Brendon de Jonge	T18	71-68-70-70	279/-5	255.00	104,320.00
Sergio Garcia	T18	70-68-69-72	279/-5	255.00	104,320.00
Billy Horschel	T18	73-69-71-66	279/-5	255.00	104,320.00
John Merrick	T18	67-73-69-70	279/-5	255.00	104,320.00
Gary Woodland	T18	68-72-71-68	279/-5	255.00	104,320.00
David Lynn	23	73-71-68-68	280/-4	240.00	83,200.00
Chris Kirk	T24	75-70-70-66	281/-3	227.50	68,200.00
Matt Kuchar	T24	74-73-61-73	281/-3	227.50	$68,200.00
Webb Simpson	T24	72-69-69-71	281/-3	227.50	68,200.00
Bubba Watson	T24	71-71-69-70	281/-3	227.50	68,200.00
Graham DeLaet	T28	70-73-72-67	282/-2	205.00	54,400.00
Bill Haas	T28	72-71-72-67	282/-2	205.00	54,400.00
David Hearn	T28	72-68-71-71	282/-2	205.00	54,400.00
Adam Scott	T28	67-73-75-67	282/-2	205.00	54,400.00
Daniel Summerhays	T28	72-70-68-72	282/-2	205.00	54,400.00
Brian Davis	T33	72-67-74-70	283/-1	177.50	42,266.67
Phil Mickelson	T33	70-74-68-71	283/-1	177.50	42,266.67
Kevin Stadler	T33	69-74-70-70	283/-1	177.50	42,266.67
Kevin Streelman	T33	66-70-74-73	283/-1	177.50	42,266.67
Justin Rose	T33	71-71-69-72	283/-1	177.50	42,266.66
Henrik Stenson	T33	72-70-67-74	283/-1	177.50	42,266.66
Matt Every	T39	79-66-69-70	284/E	150.00	32,800.00
Rickie Fowler	T39	77-68-68-71	284/E	150.00	32,800.00
Russell Henley	T39	74-70-70-70	284/E	150.00	32,800.00
Charles Howell III	T39	71-71-71-71	284/E	150.00	32,800.00
Marc Leishman	T39	73-71-71-69	284/E	150.00	32,800.00
Angel Cabrera	T44	71-72-73-69	285/1	125.00	24,864.00
Jason Kokrak	T44	70-73-71-71	285/1	125.00	24,864.00
Bryce Molder	T44	73-72-72-68	285/1	125.00	24,864.00
Ian Poulter	T44	73-73-69-70	285/1	125.00	24,864.00
Nicholas Thompson	T44	69-75-65-76	285/1	125.00	24,864.00
John Huh	49	72-71-72-71	286/2	110.00	$20,800.00
Harris English	50	70-74-71-72	287/3	105.00	20,160.00
Jonas Blixt	T51	72-73-73-70	288/4	95.00	19,253.34
Ernie Els	T51	71-71-74-72	288/4	95.00	19,253.33
Chris Stroud	T51	70-73-72-73	288/4	95.00	19,253.33
Sang-Moon Bae	T54	70-71-75-73	289/5	80.00	18,400.00
Jason Dufner	T54	71-73-72-73	289/5	80.00	18,400.00
Boo Weekley	T54	72-76-71-70	289/5	80.00	18,400.00
Graeme McDowell	T57	70-73-72-75	290/6	67.50	18,000.00
D.A. Points	T57	71-72-75-72	290/6	67.50	18,000.00
Rory McIlroy	T59	78-77-68-68	291/7	57.50	17,680.00
Patrick Reed	T59	72-78-70-71	291/7	57.50	17,680.00
Brendan Steele	61	75-68-72-77	292/8	50.00	17,440.00
Kevin Chappell	T62	77-72-73-71	293/9	40.00	17,120.00
Dustin Johnson	T62	74-75-72-72	293/9	40.00	17,120.00
Michael Thompson	T62	70-74-76-73	293/9	40.00	17,120.00
Ken Duke	T65	73-77-68-76	294/10	27.50	16,720.00
Brian Gay	T65	70-74-74-76	294/10	27.50	16,720.00
Lee Westwood	67	80-73-69-74	296/12	20.00	16,480.00
Charley Hoffman	68	78-76-70-73	297/13	15.00	16,320.00
Scott Piercy	T69	81-73-76-72	302/18	7.50	16,080.00
Scott Stallings	T69	75-71-73-83	302/18	7.50	16,080.00

BMW Championship

2014

Billy Horschel

Cherry Hills Village, CO **September 1-7, 2014** **FedExCup Points: 2,500 (first)** **Purse: $8,000,000**
Cherry Hills CC **Par/Yards: 34-36--70/ 7,352**

LEADERS

First Round	
Rory McIlroy	67 (-3)
Jordan Spieth	67 (-3)
Gary Woodland	67 (-3)
Kevin Chappell	68 (-2)
Graham DeLaet	68 (-2)
Matt Every	68 (-2)
Sergio Garcia	68 (-2)
Chesson Hadley	68 (-2)
Russell Henley	68 (-2)
Billy Horschel	**68 (-2)**
Martin Kaymer	68 (-2)
Henrik Stenson	68 (-2)

Second Round	
Sergio Garcia	132 (-8)
Ryan Palmer	133 (-7)
Billy Horschel	**134 (-6)**
Rory McIlroy	134 (-6)
Graham DeLaet	136 (-4)
Hideki Matsuyama	136 (-4)
Bubba Watson	136 (-4)

Third Round	
Billy Horschel	**197 (-13)**
Ryan Palmer	200 (-10)
Martin Kaymer	202 (-8)
Bubba Watson	202 (-8)
Rickie Fowler	203 (-7)

CUT: No cut. 66 of 69 players completed 72 holes.

WEATHER: Thursday: Partly cloudy, with a high of 71. Wind NNE at 6-12 mph. Officials suspended play for the day at 5:50 p.m., due to a dangerous situation. Nine players still had holes to play. Friday: Play resumed at 11 a.m., after 0.6 inches of rain fell overnight. Partly cloudy, with the high in the low-70s. Wind NNE at 6-12 mph. Saturday: Partly cloudy, with a high of 71. Wind NNE at 6-12 mph. Sunday: Partly cloudy and warmer. High of 81. Wind ENE at 4-8 mph.

Player	Pos.	Score		FedEx Pts/	Money
BILLY HORSCHEL	**1**	**68-66-63-69**	**266/-14**	**2,500.00**	**$1,440,000.00**
Bubba Watson	2	70-66-66-66	268/-12	1,500.00	864,000.00
Morgan Hoffmann	3	72-72-62-63	269/-11	1,000.00	544,000.00
Rickie Fowler	T4	71-66-66-68	271/-9	562.50	319,000.00
Jim Furyk	T4	70-68-67-66	271/-9	562.50	319,000.00
Sergio Garcia	T4	68-64-72-67	271/-9	562.50	319,000.00
Ryan Palmer	T4	69-64-67-71	271/-9	562.50	319,000.00
Rory McIlroy	T8	67-67-72-66	272/-8	400.00	232,000.00
Adam Scott	T8	71-66-69-66	272/-8	400.00	232,000.00
Jordan Spieth	T8	67-70-68-67	272/-8	400.00	232,000.00
Graham DeLaet	11	68-68-69-68	273/-7	350.00	200,000.00
Angel Cabrera	T12	71-72-66-65	274/-6	297.50	162,000.00
Chesson Hadley	T12	68-70-68-68	274/-6	297.50	162,000.00
J.B. Holmes	T12	71-68-67-68	274/-6	297.50	162,000.00
Charl Schwartzel	T12	72-66-70-66	274/-6	297.50	162,000.00
Kevin Chappell	T16	68-72-70-65	275/-5	267.50	124,000.00
Ernie Els	T16	70-69-69-67	275/-5	267.50	124,000.00
Bill Haas	T16	72-68-67-68	275/-5	267.50	124,000.00
Martin Kaymer	T16	68-70-64-73	275/-5	267.50	124,000.00
Camilo Villegas	T20	70-71-68-67	276/-4	250.00	96,533.34
Hideki Matsuyama	T20	69-67-71-69	276/-4	250.00	96,533.33
Jimmy Walker	T20	72-67-69-68	276/-4	250.00	96,533.33
Ben Crane	T23	70-70-68-69	277/-3	227.50	$69,200.00
Russell Knox	T23	74-69-72-62	277/-3	227.50	69,200.00
Seung-Yul Noh	T23	70-71-67-69	277/-3	227.50	69,200.00
John Senden	T23	73-66-70-68	277/-3	227.50	69,200.00
Henrik Stenson	T23	68-69-72-68	277/-3	227.50	69,200.00
Gary Woodland	T23	67-73-68-69	277/-3	227.50	69,200.00
Jerry Kelly	T29	71-73-66-68	278/-2	207.50	55,600.00
Daniel Summerhays	T29	75-68-71-64	278/-2	207.50	55,600.00
Harris English	T31	71-71-67-70	279/-1	192.50	48,500.00
George McNeill	T31	71-69-69-70	279/-1	192.50	48,500.00
Carl Pettersson	T31	73-70-68-68	279/-1	192.50	48,500.00
Cameron Tringale	T31	70-73-68-68	279/-1	192.50	48,500.00
Justin Rose	35	69-71-70-70	280/E	180.00	43,200.00
Tim Clark	T36	71-69-70-71	281/1	160.00	36,057.15
Geoff Ogilvy	T36	73-69-69-70	281/1	160.00	36,057.15
Charles Howell III	T36	69-72-71-69	281/1	160.00	36,057.14
Chris Kirk	T36	71-70-71-69	281/1	160.00	36,057.14
Graeme McDowell	T36	73-72-69-67	281/1	160.00	36,057.14
Brian Stuard	T36	71-69-71-70	281/1	160.00	36,057.14
Brendon Todd	T36	73-67-72-69	281/1	160.00	36,057.14
Brian Harman	T43	73-71-71-67	282/2	135.00	28,000.00
Zach Johnson	T43	71-71-71-69	282/2	135.00	28,000.00
Chris Stroud	T43	69-73-69-71	282/2	135.00	$28,000.00
Stuart Appleby	T46	71-71-70-71	283/3	117.50	22,680.00
Erik Compton	T46	69-74-73-67	283/3	117.50	22,680.00
Matt Kuchar	T46	71-73-70-69	283/3	117.50	22,680.00
Kevin Na	T46	74-69-69-71	283/3	117.50	22,680.00
Matt Every	T50	68-73-71-72	284/4	100.00	19,680.00
Ryan Moore	T50	80-69-69-66	284/4	100.00	19,680.00
Kevin Stadler	T50	74-69-70-71	284/4	100.00	19,680.00
Charley Hoffman	T53	72-71-73-69	285/5	77.50	18,346.67
Freddie Jacobson	T53	73-71-66-75	285/5	77.50	18,346.67
Marc Leishman	T53	74-69-69-73	285/5	77.50	18,346.67
Webb Simpson	T53	73-72-69-71	285/5	77.50	18,346.67
Matt Jones	T53	73-73-70-69	285/5	77.50	18,346.66
Patrick Reed	T53	77-70-71-67	285/5	77.50	18,346.66
Russell Henley	T59	68-74-76-69	287/7	52.50	17,520.00
Will MacKenzie	T59	75-72-69-71	287/7	52.50	17,520.00
Hunter Mahan	T59	75-70-71-71	287/7	52.50	17,520.00
Kevin Streelman	T59	75-70-76-66	287/7	52.50	17,520.00
Steven Bowditch	T63	72-77-70-69	288/8	37.50	17,040.00
K.J. Choi	T63	69-74-69-76	288/8	37.50	17,040.00
William McGirt	65	71-71-76-73	291/11	30.00	16,800.00
Jason Bohn	66	74-71-75-72	292/12	25.00	16,640.00

BMW Championship Summaries

BMW Championship

2015

Jason Day

Lake Forest, IL **September 14-20, 2015** **FedExCup Points: 2,000 (first)** **Purse: $8,250,000**
Conway Farms Golf Club **Par/Yards: 35-36—71/7,198**

LEADERS	First Round	Second Round	Third Round
	Jason Day ..... 61 (-10)	**Jason Day .....124 (-18)**	**Jason Day .....193 (-20)**
	Daniel Berger .....65 (-6)	Daniel Berger .....129 (-13)	Daniel Berger .....199 (-14)
	Harris English .....65 (-6)	Brendon Todd .....129 (-13)	Scott Piercy .....199 (-14)
	Kevin Na .....65 (-6)	Kevin Na .....131 (-11)	Rory McIlroy .....200 (-13)
	Jordan Spieth .....65 (-6)	Jordan Spieth .....131 (-11)	Rickie Fowler .....201 (-12)
	Justin Thomas .....65 (-6)		Dustin Johnson .....201 (-12)
	Bubba Watson .....65 (-6)		Kevin Na .....201 (-12)

CUT: No cut. All 70 players started and 69 finished all 72 holes.

WEATHER: Thursday: Partly cloudy in the morning and early afternoon. Due to a dangerous weather situation, officials suspended play at 4:22 p.m., with 52 players remaining on the course. Officials suspended the first round for the day at 5:22 p.m. **Friday:** The first round resumed at 7:33 a.m., and concluded at 9:23 a.m. The second round began at 9 a.m. Mostly cloudy, with a high of 77. Wind light and variable. **Saturday:** Officials pushed back third-round tee times to between 10 a.m. and 12:01 p.m., due to overnight rain Friday (2.5 inches), with substantial water on the course. Mostly sunny and cooler, with a high of 68. NNW wind at 10-20 mph. **Sunday:** Sunny, with a high of 70 and ESE wind at 5-10 mph.

Player	Pos.	Score	Total	FedExCup Points	Official Money
JASON DAY	**1**	**61-63-69-69**	**262**	**2,000.00**	**$1,485,000.00**
Daniel Berger	2	65-64-70-69	268	1,200.00	891,000.00
Scott Piercy	3	67-65-67-70	269	760.00	561,000.00
Rickie Fowler	T4	69-66-66-69	270	460.00	341,000.00
J.B. Holmes	T4	70-65-67-68	270	460.00	341,000.00
Rory McIlroy	T4	68-65-67-70	270	460.00	341,000.00
Dustin Johnson	T7	71-62-68-70	271	340.00	257,125.00
Hideki Matsuyama	T7	72-63-70-66	271	340.00	257,125.00
Cameron Tringale	T7	72-64-69-66	271	340.00	257,125.00
Kevin Na	T10	65-66-70-71	272	280.00	206,250.00
Henrik Stenson	T10	71-63-71-67	272	280.00	206,250.00
Bubba Watson	T10	65-70-72-65	272	280.00	206,250.00
Zach Johnson	T13	68-69-72-64	273	223.33	145,750.00
George McNeill	T13	67-65-72-69	273	223.33	145,750.00
Justin Rose	T13	70-64-70-69	273	223.33	145,750.00
Jordan Spieth	T13	65-66-72-70	273	223.33	145,750.00
Brendan Steele	T13	68-67-68-70	273	223.33	145,750.00
Justin Thomas	T13	65-67-70-71	273	223.33	145,750.00
Harris English	T19	65-68-69-72	274	202.00	103,537.50
Bill Haas	T19	68-67-73-66	274	202.00	103,537.50
Louis Oosthuizen	T19	71-66-68-69	274	202.00	103,537.50
Nick Watney	T19	68-66-71-69	274	202.00	103,537.50
Paul Casey	T23	67-69-71-68	275	184.00	73,425.00
Kevin Chappell	T23	66-69-68-72	275	184.00	$73,425.00
Ryan Palmer	T23	67-67-73-68	275	184.00	73,425.00
Robert Streb	T23	71-67-70-67	275	184.00	73,425.00
Brendon Todd	T23	66-63-76-70	275	184.00	73,425.00
Keegan Bradley	T28	68-66-72-70	276	166.00	57,337.50
David Hearn	T28	74-69-69-64	276	166.00	57,337.50
Ryan Moore	T28	68-67-73-68	276	166.00	57,337.50
Patrick Reed	T28	68-69-69-70	276	166.00	57,337.50
James Hahn	T32	74-65-70-68	277	144.00	44,667.86
Billy Horschel	T32	71-69-70-67	277	144.00	44,667.86
Matt Jones	T32	72-66-72-67	277	144.00	44,667.86
Phil Mickelson	T32	68-70-72-67	277	144.00	44,667.86
Jimmy Walker	T32	69-69-71-68	277	144.00	44,667.86
Brendon de Jonge	T32	67-67-69-74	277	144.00	44,667.85
Hunter Mahan	T32	68-68-69-72	277	144.00	44,667.85
Sergio Garcia	T39	70-65-72-71	278	126.00	36,300.00
Fabian Gomez	T39	70-68-71-69	278	126.00	36,300.00
Steven Bowditch	T41	70-66-75-68	279	114.00	31,350.00
Kevin Kisner	T41	72-70-71-66	279	114.00	31,350.00
Matt Kuchar	T41	67-67-70-75	279	114.00	31,350.00
Daniel Summerhays	T41	70-72-66-71	279	114.00	31,350.00
Russell Knox	T45	74-68-68-70	280	102.00	26,400.00
Pat Perez	T45	72-71-71-66	280	102.00	26,400.00
Tony Finau	T47	72-64-77-68	281	94.00	$23,265.00
Danny Lee	T47	67-70-73-71	281	94.00	23,265.00
Russell Henley	T49	74-67-72-69	282	82.00	20,583.75
Brooks Koepka	T49	75-65-70-72	282	82.00	20,583.75
David Lingmerth	T49	73-65-70-74	282	82.00	20,583.75
William McGirt	T49	71-72-69-70	282	82.00	20,583.75
Sangmoon Bae	T53	74-70-67-72	283	62.00	18,920.00
Zac Blair	T53	70-70-74-69	283	62.00	18,920.00
Brian Harman	T53	66-69-72-76	283	62.00	18,920.00
Charley Hoffman	T53	72-71-70-70	283	62.00	18,920.00
Sean O'Hair	T53	68-72-71-72	283	62.00	18,920.00
Ian Poulter	T53	70-68-74-71	283	62.00	18,920.00
Shawn Stefani	59	72-71-71-70	284	48.00	18,315.00
Chris Kirk	T60	72-72-71-70	285	42.00	18,067.50
Gary Woodland	T60	69-71-70-75	285	42.00	18,067.50
Jerry Kelly	T62	71-73-71-71	286	34.00	17,737.50
Troy Merritt	T62	73-70-71-72	286	34.00	17,737.50
Jason Bohn	T64	71-71-71-74	287	26.00	17,407.50
Webb Simpson	T64	71-76-71-69	287	26.00	17,407.50
Brandt Snedeker	66	71-77-69-72	289	20.00	17,160.00
Rory Sabbatini	67	72-73-73-72	290	16.00	16,995.00
Ben Martin	T68	73-71-80-71	295	10.00	16,747.50
Bryce Molder	T68	77-71-69-78	295	10.00	16,747.50

The following players did not finish (W=withdrew)
W—Jim Furyk

BMW Championship

2016

Dustin Johnson

Carmel, IN **September 5-11, 2016** **FedExCup Points: 2,000 (first)** **Purse: $8,500,000**
Crooked Stick Golf Club **Par/Yards: 36-36—72/7,567**

LEADERS	First Round	Second Round	Third Round
	Roberto Castro .....65 (-7)	Roberto Castro .....130 (-14)	**Dustin Johnson .....198 (-18)**
	Brian Harman .....66 (-6)	**Dustin Johnson .....130 (-14)**	Paul Casey .....201 (-15)
	Paul Casey .....67 (-5)	Paul Casey .....133 (-11)	J.B. Holmes .....202 (-14)
	Jason Dufner .....67 (-5)	J.B. Holmes .....134 (-10)	Roberto Castro .....204 (-12)
	David Hearn .....67 (-5)	Chris Kirk .....134 (-10)	Matt Kuchar .....205 (-11)
	Dustin Johnson ..... 67 (-5)		Adam Scott .....205 (-11)
	William McGirt .....67 (-5)		

CUT: No cut. 68 of the 69 players who started completed 72 holes.

WEATHER: Thursday: Partly cloudy, with a high of 87. Wind S 5-10 mph. Due to inclement weather, round one was suspended from 1:27 p.m. until 5 p.m. Due to darkness, play was suspended at 7:56 p.m. **Friday:** Round one resumed at 7:59 a.m. and was completed at 10:39 a.m. Mostly cloudy, with a high of 81. Wind S 5-10 mph. **Saturday:** Due to heavy overnight and morning rain, round three was delayed until 12:30 p.m., 90 minutes later from the scheduled start time of 11 a.m. Overcast, with light showers throughout the afternoon. Temperatures reached into the upper 70s. Wind WSW at 10-20 mph, with gusts to 25 mph. **Sunday:** Sunny, with a high of 75. Wind NNE 4-8 mph.

Player	Pos.	Score	Total	FedExCup Points	Official Money
DUSTIN JOHNSON	**1**	**67-63-68-67**	**265**	**2,000.00**	**$1,530,000.00**
Paul Casey	2	67-66-68-67	268	1,200.00	918,000.00
Roberto Castro	3	65-65-74-67	271	760.00	578,000.00
J.B. Holmes	T4	69-65-68-74	276	416.00	323,850.00
Matt Kuchar	T4	68-69-68-71	276	416.00	323,850.00
Ryan Palmer	T4	73-64-69-70	276	416.00	323,850.00
Charl Schwartzel	T4	70-70-72-64	276	416.00	323,850.00
Adam Scott	T4	69-69-67-71	276	416.00	323,850.00
Jordan Spieth	9	68-72-68-69	277	320.00	246,500.00
Daniel Berger	T10	70-68-71-69	278	280.00	212,500.00
Billy Horschel	T10	73-68-67-70	278	280.00	212,500.00
Chris Kirk	T10	68-66-73-71	278	280.00	212,500.00
Brian Harman	T13	66-72-71-70	279	228.00	159,375.00
Patrick Reed	T13	70-70-71-68	279	228.00	159,375.00
Brandt Snedeker	T13	72-71-69-67	279	228.00	159,375.00
Jimmy Walker	T13	74-69-70-66	279	228.00	159,375.00
Russell Knox	T17	71-69-69-71	280	212.00	127,500.00
Jason Kokrak	T17	69-70-72-69	280	212.00	127,500.00
Louis Oosthuizen	T17	71-69-74-66	280	212.00	127,500.00
Si Woo Kim	T20	71-68-71-71	281	198.00	99,025.00
William McGirt	T20	67-73-69-72	281	198.00	99,025.00
Kevin Na	T20	69-68-72-72	281	198.00	99,025.00
Bubba Watson	T20	71-67-72-71	281	198.00	99,025.00
James Hahn	T24	69-71-70-72	282	174.00	$65,768.75
Jim Herman	T24	69-71-72-70	282	174.00	65,768.75
Hideki Matsuyama	T24	68-71-69-74	282	174.00	65,768.75
Phil Mickelson	T24	68-73-71-70	282	174.00	65,768.75
Scott Piercy	T24	73-70-71-68	282	174.00	65,768.75
Justin Rose	T24	74-70-70-68	282	174.00	65,768.75
Jhonattan Vegas	T24	69-72-70-71	282	174.00	65,768.75
Gary Woodland	T24	71-74-70-67	282	174.00	65,768.75
Branden Grace	T32	73-70-70-70	283	144.00	46,021.43
Emiliano Grillo	T32	73-68-72-70	283	144.00	46,021.43
Bill Haas	T32	73-72-67-71	283	144.00	46,021.43
David Hearn	T32	67-73-72-71	283	144.00	46,021.43
Brooks Koepka	T32	68-72-76-67	283	144.00	46,021.43
Justin Thomas	T32	71-71-73-68	283	144.00	46,021.43
Jamie Lovemark	T32	72-69-69-73	283	144.00	46,021.42
Luke Donald	T39	69-73-70-72	284	124.00	36,550.00
Kevin Kisner	T39	70-73-74-67	284	124.00	36,550.00
Kevin Streelman	T39	72-70-74-68	284	124.00	36,550.00
Billy Hurley III	T42	70-72-72-71	285	108.00	29,750.00
Zach Johnson	T42	73-69-72-71	285	108.00	29,750.00
Graeme McDowell	T42	73-67-73-72	285	108.00	29,750.00
Rory McIlroy	T42	68-72-73-72	285	108.00	29,750.00
Vaughn Taylor	T42	71-70-71-73	285	108.00	29,750.00
Jon Curran	T47	69-71-71-75	286	88.00	$22,474.00
Harris English	T47	71-69-75-71	286	88.00	22,474.00
Sergio Garcia	T47	69-68-76-73	286	88.00	22,474.00
Fabian Gomez	T47	68-71-76-71	286	88.00	22,474.00
Charles Howell III	T47	69-72-78-67	286	88.00	22,474.00
Charley Hoffman	T52	69-71-75-72	287	70.00	19,932.50
Marc Leishman	T52	74-75-71-67	287	70.00	19,932.50
Sean O'Hair	T52	75-66-74-72	287	70.00	19,932.50
Kyle Reifers	T52	73-72-70-72	287	70.00	19,932.50
Smylie Kaufman	T56	70-71-71-76	288	56.00	19,210.00
Brian Stuard	T56	75-70-73-70	288	56.00	19,210.00
Hudson Swafford	T56	73-72-69-74	288	56.00	19,210.00
Rickie Fowler	59	75-71-71-72	289	48.00	18,870.00
Jason Dufner	60	67-72-75-76	290	44.00	18,700.00
Aaron Baddeley	T61	71-71-74-76	292	36.00	18,360.00
Kevin Chappell	T61	75-71-70-76	292	36.00	18,360.00
David Lingmerth	T61	75-70-74-73	292	36.00	18,360.00
Ryan Moore	T64	73-74-71-76	294	26.00	17,935.00
Brendan Steele	T64	72-70-79-73	294	26.00	17,935.00
Tony Finau	T66	75-72-70-79	296	18.00	17,595.00
Ben Martin	T66	75-73-74-74	296	18.00	17,595.00
Daniel Summerhays	68	77-69-76-78	300	12.00	17,340.00

The following players did not finish (W=withdrew)
W—211-Jason Day

BMW Championship Summaries

BMW Championship

2017

Mark Leishman

Lake Forest, IL **September 11-17, 2017** **FedExCup Points: 2,000 (first)** **Purse: $8,750,000**
Conway Farms Golf Club **Par/Yards: 35-36—71/7,208**

LEADERS

First Round
Marc Leishman ..... 62 (-9)
Jason Day .....64 (-7)
Charley Hoffman .....64 (-7)
Jamie Lovemark .....64 (-7)
Keegan Bradley .....65 (-6)
Rafa Cabrera Bello .....65 (-6)
Tony Finau .....65 (-6)
Rickie Fowler .....65 (-6)
Jordan Spieth .....65 (-6)

Second Round
Marc Leishman .....126 (-16)
Jason Day .....129 (-13)
Rickie Fowler .....129 (-13)
Patrick Cantlay .....132 (-10)
Stewart Cink .....133 (-9)
Francesco Molinari .....133 (-9)

Third Round
Marc Leishman .....194 (-19)
Jason Day .....199 (-14)
Rickie Fowler .....199 (-14)
Justin Rose .....201 (-12)
Scott Brown .....202 (-11)
Patrick Cantlay .....202 (-11)
Charley Hoffman .....202 (-11)
Matt Kuchar .....202 (-11)
Ryan Moore .....202 (-11)
Jon Rahm .....202 (-11)
Chez Reavie .....202 (-11)

CUT: No cut. 69 of the 70 players who started the event completed 72 holes.

WEATHER: Thursday: Due to fog, the first round was delayed 20 minutes. Sunny with a high of 77. Wind SSE 5-10 mph. **Friday:** Mostly sunny with a high of 82. Wind SSE 9-13 mph with gusts to 17 mph. **Saturday:** Dry and breezy with a high of 85. Wind SSE 8-12 mph with gusts to 16 mph. **Sunday:** Partly cloudy with a high of 80. Wind WSW 6-12 mph in the morning, switching to WNW wind at 5-10 mph in the afternoon.

Player	Pos.	Score	Total	FedExCup Points	Official Money
MARC LEISHMAN	**1**	**62-64-68-67**	**261**	**2,000.00**	**$1,575,000.00**
Rickie Fowler	T2	65-64-70-67	266	980.00	770,000.00
Justin Rose	T2	67-68-66-65	266	980.00	770,000.00
Jason Day	4	64-65-70-69	268	540.00	420,000.00
Matt Kuchar	T5	67-68-67-67	269	420.00	332,500.00
Jon Rahm	T5	69-68-65-67	269	420.00	332,500.00
Tony Finau	T7	65-72-70-64	271	350.00	282,187.50
Jordan Spieth	T7	65-70-71-65	271	350.00	282,187.50
Patrick Cantlay	T9	67-65-70-70	272	300.00	236,250.00
Anirban Lahiri	T9	67-71-68-66	272	300.00	236,250.00
Webb Simpson	T9	66-73-65-68	272	300.00	236,250.00
Kevin Chappell	T12	69-67-70-67	273	218.50	156,406.25
Sergio Garcia	T12	68-68-68-69	273	218.50	156,406.25
Lucas Glover	T12	68-70-65-70	273	218.50	156,406.25
Brooks Koepka	T12	71-70-69-63	273	218.50	156,406.25
Francesco Molinari	T12	68-65-72-68	273	218.50	156,406.25
Pat Perez	T12	70-67-67-69	273	218.50	156,406.25
Chez Reavie	T12	68-67-67-71	273	218.50	156,406.25
Cameron Smith	T12	66-68-69-70	273	218.50	156,406.25
Scott Brown	T20	69-66-67-72	274	156.85	91,250.00
Zach Johnson	T20	67-71-72-64	274	156.85	91,250.00
Luke List	T20	68-70-67-69	274	156.85	91,250.00
Phil Mickelson	T20	66-69-69-70	274	156.85	91,250.00
Ryan Moore	T20	69-66-67-72	274	156.85	$91,250.00
Sean O'Hair	T20	70-69-66-69	274	156.85	91,250.00
Xander Schauffele	T20	72-70-65-67	274	156.85	91,250.00
Keegan Bradley	T27	65-72-68-70	275	115.00	60,812.50
Bud Cauley	T27	69-66-71-69	275	115.00	60,812.50
Stewart Cink	T27	67-66-70-72	275	115.00	60,812.50
Charley Hoffman	T27	64-71-67-73	275	115.00	60,812.50
Charl Schwartzel	T27	69-73-66-67	275	115.00	60,812.50
Gary Woodland	T27	67-67-72-69	275	115.00	60,812.50
Daniel Berger	T33	68-68-69-71	276	80.28	45,250.00
Rafa Cabrera Bello	T33	65-71-70-70	276	80.28	45,250.00
Paul Casey	T33	69-67-71-69	276	80.28	45,250.00
Bryson DeChambeau	T33	68-70-69-69	276	80.28	45,250.00
James Hahn	T33	68-68-69-71	276	80.28	45,250.00
Dustin Johnson	T33	71-72-69-64	276	80.28	45,250.00
Jamie Lovemark	T33	64-70-71-71	276	80.28	45,250.00
Adam Hadwin	T40	71-71-70-65	277	58.00	35,000.00
Brian Harman	T40	69-69-70-69	277	58.00	35,000.00
Ian Poulter	T40	69-69-70-69	277	58.00	35,000.00
Hudson Swafford	T40	68-66-73-70	277	58.00	35,000.00
Mackenzie Hughes	T44	67-68-69-74	278	44.66	28,875.00
Martin Laird	T44	73-69-70-66	278	44.66	28,875.00
Brendan Steele	T44	68-66-72-72	278	44.66	28,875.00
Russell Henley	T47	66-71-70-72	279	37.00	$23,537.50
Hideki Matsuyama	T47	72-68-70-69	279	37.00	23,537.50
Kyle Stanley	T47	70-68-71-70	279	37.00	23,537.50
Justin Thomas	T47	67-70-71-71	279	37.00	23,537.50
Grayson Murray	T51	71-70-71-68	280	31.00	21,262.50
Henrik Stenson	T51	72-66-69-73	280	31.00	21,262.50
Bill Haas	T53	71-69-71-70	281	24.72	20,160.00
Sung Kang	T53	73-68-68-72	281	24.72	20,160.00
Kevin Na	T53	73-73-72-63	281	24.72	20,160.00
Robert Streb	T53	67-69-75-70	281	24.72	20,160.00
Kevin Tway	T53	73-70-66-72	281	24.72	20,160.00
Jason Dufner	T58	74-66-72-70	282	20.40	19,337.50
Emiliano Grillo	T58	70-72-72-68	282	20.40	19,337.50
Si Woo Kim	T58	72-71-72-67	282	20.40	19,337.50
Rory McIlroy	T58	72-69-70-71	282	20.40	19,337.50
Billy Horschel	62	68-74-71-70	283	18.40	18,900.00
Louis Oosthuizen	T63	77-74-66-67	284	17.20	18,637.50
Jhonattan Vegas	T63	71-68-74-71	284	17.20	18,637.50
Patrick Reed	65	72-72-71-70	285	16.00	18,375.00
Ollie Schniederjans	66	73-70-66-77	286	15.20	18,200.00
Charles Howell III	T67	68-76-69-74	287	14.00	17,937.50
Kevin Kisner	T67	71-71-75-70	287	14.00	17,937.50
Wesley Bryan	69	76-71-72-69	288	12.80	17,675.00

The following players did not finish (W=withdrew)
W—Danny Lee

BMW Championship

2018

Keegan Bradley

Newton Square, PA **September 3-9, 2018** **FedExCup Points: 2,000 (first)** **Purse: $9,000,000**
Aronimink Golf Club **Par/Yards: 35-35—70/7,237**

LEADERS

First Round
Tiger Woods .....62 (-8)
Rory McIlroy .....62 (-8)
Xander Schauffle .....63 (-7)
Justin Thomas.....64 (-6)
Alex Noren.....64 (-6)
Peter Uihlein.....64 (-6)
Rickie Fowler.....65 (-5)
Aaron Wise.....65 (-5)
Byeong Hun An.....65 (-5)
Keegan Bradley ..... 66 (-4)

Second Round
Xander Schauffle .....127 (-13)
Justin Rose.....129 (-11)
Keegan Bradley.....130 (-10)
Rickie Fowler .....130 (-10)
Patrick Cantlay .....130 (-10)
Hideki Matsuyama .....130 (-10)
Alex Noren.....130 (-10)

Third Round
Justin Rose .....193 (-17)
Xander Schauffle .....194 (-16)
Rory McIlroy .....194 (-16)
Tommy Fleetwood .....195 (-15)
Rickie Fowler .....195 (-15)
Keegan Bradley.....196 (-14)

CUT: No cut. 68 of 69 players completed 72 holes.

WEATHER: Thursday: Partly cloudy, with a high of 90. Wind SW 5-10 mph. **Friday:** Mostly cloudy and cooler. High of 79. Wind NE 5-10 mph. **Saturday:** Due to heavy overnight rain, the start to round three was delayed until noon ET. Cloudy. High of 70. Wind NE 6-12 mph. **Sunday:** Heavy rain throughout the day led to the final round moving to Monday. High of 56. Wind ENE 6-14 mph. **Monday:** Intermittent showers throughout the day. High of 65. Wind E 8-12 mph, gusting to 17 mph.

Player	Pos.	Score	Total	FedExCup Points	Official Money
KEEGAN BRADLEY	**1**	**66-64-66-64**	**260**	**2,000.00**	**$1,620,000.00**
Justin Rose	2	66-63-64-67	260	1,200.00	972,000.00
Billy Horschel	T3	64-67-66-64	261	650.00	522,000.00
Xander Schauffele	T3	63-64-67-67	261	650.00	522,000.00
Rory McIlroy	5	62-69-63-68	262	440.00	360,000.00
Webb Simpson	T6	66-67-65-65	263	380.00	312,750.00
Tiger Woods	T6	62-70-66-65	263	380.00	312,750.00
Tony Finau	T8	68-64-67-65	264	310.00	252,000.00
Tommy Fleetwood	T8	71-62-62-69	264	310.00	252,000.00
Rickie Fowler	T8	65-65-65-69	264	310.00	252,000.00
Francesco Molinari	T8	70-63-64-67	264	310.00	252,000.00
Kevin Na	T12	70-62-67-66	265	242.66	189,000.00
Justin Thomas	T12	64-67-66-68	265	242.66	189,000.00
Gary Woodland	T12	66-66-66-67	265	242.66	189,000.00
Hideki Matsuyama	15	66-64-67-69	266	220.00	162,000.00
Andrew Putnam	T16	67-66-66-68	267	204.00	144,000.00
Bubba Watson	T16	71-65-65-66	267	204.00	144,000.00
Aaron Wise	T16	65-67-68-67	267	204.00	144,000.00
Bryson DeChambeau	T19	67-70-64-67	268	172.00	109,080.00
Adam Hadwin	T19	69-69-63-67	268	172.00	109,080.00
Brooks Koepka	T19	69-68-65-66	268	172.00	109,080.00
Jason Kokrak	T19	69-65-67-67	268	172.00	109,080.00
Patrick Reed	T19	69-65-64-70	268	172.00	109,080.00
Jason Day	T24	67-64-68-70	269	136.00	$74,700.00
Charles Howell III	T24	68-63-70-68	269	136.00	74,700.00
Dustin Johnson	T24	70-68-64-67	269	136.00	74,700.00
Alex Noren	T24	64-66-70-69	269	136.00	74,700.00
Jon Rahm	T24	66-69-65-69	269	136.00	74,700.00
Byeong Hun An	T29	65-67-68-70	270	109.00	59,850.00
Austin Cook	T29	71-67-63-69	270	109.00	59,850.00
Tyrrell Hatton	T29	69-68-69-64	270	109.00	59,850.00
Henrik Stenson	T29	66-69-67-68	270	109.00	59,850.00
Beau Hossler	T33	67-67-68-69	271	91.00	51,975.00
Zach Johnson	T33	68-68-68-67	271	91.00	51,975.00
Brice Garnett	T35	70-67-67-68	272	80.00	46,350.00
Andrew Landry	T35	68-70-66-68	272	80.00	46,350.00
Ted Potter, Jr.	T35	68-64-67-73	272	80.00	46,350.00
C.T. Pan	T38	67-67-71-68	273	68.00	40,500.00
Chez Reavie	T38	68-70-67-68	273	68.00	40,500.00
Peter Uihlein	T38	64-70-71-68	273	68.00	40,500.00
Rafa Cabrera Bello	T41	70-68-70-66	274	54.00	34,200.00
Si Woo Kim	T41	71-68-66-69	274	54.00	34,200.00
Chris Kirk	T41	69-68-69-68	274	54.00	34,200.00
Marc Leishman	T41	74-66-66-68	274	54.00	34,200.00
Brian Gay	T45	66-71-69-69	275	39.00	25,740.00
Luke List	T45	70-66-67-72	275	39.00	25,740.00
Keith Mitchell	T45	67-67-67-74	275	39.00	$25,740.00
Scott Piercy	T45	70-64-65-76	275	39.00	25,740.00
J.J. Spaun	T45	67-68-69-71	275	39.00	25,740.00
Kyle Stanley	T45	67-70-65-73	275	39.00	25,740.00
Abraham Ancer	T51	69-68-68-71	276	29.00	21,465.00
Ryan Armour	T51	65-67-68-76	276	29.00	21,465.00
Ian Poulter	T51	68-70-67-71	276	29.00	21,465.00
Adam Scott	T51	74-68-66-68	276	29.00	21,465.00
Patrick Cantlay	T55	71-65-70-71	277	23.20	20,520.00
Pat Perez	T55	69-70-68-70	277	23.20	20,520.00
Jordan Spieth	T55	67-71-66-73	277	23.20	20,520.00
Kevin Kisner	T58	72-67-69-70	278	20.80	19,980.00
Phil Mickelson	T58	73-72-67-66	278	20.80	19,980.00
Louis Oosthuizen	T58	73-68-68-69	278	20.80	19,980.00
Emiliano Grillo	T61	67-70-71-71	279	18.40	19,440.00
Chesson Hadley	T61	69-69-71-70	279	18.40	19,440.00
Patton Kizzire	T61	68-71-67-73	279	18.40	19,440.00
Brendan Steele	64	74-69-69-68	280	16.80	19,080.00
Ryan Palmer	T65	70-69-70-73	282	15.60	18,810.00
Cameron Smith	T65	71-71-68-72	282	15.60	18,810.00
Brandt Snedeker	67	71-69-71-72	283	14.40	18,540.00
Brian Harman	68	69-72-76-75	292	13.60	18,360.00

The following players did not finish (W=withdrew)
W—206-Paul Casey

BMW Championship Summaries

BMW Championship

2019

Justin Thomas

Medinah, IL **August 12-18, 2019** **FedExCup Points: 2,000 (first)** **Purse: $9,250,000**
Medinah CC **Par/Yards: 36-36—72/7,657**

LEADERS

First Round	
Justin Thomas	**65 (-7)**
Jason Kokrak	65 (-7)
Patrick Cantlay	66 (-6)
Joel Dahmen	66 (-6)
Brandt Snedeker	66 (-6)
Lucas Glover	66 (-6)
Jim Furyk	66 (-6)

Second Round	
Hideki Matsuyama	132 (-12)
Patrick Cantlay	133 (-11)
Tony Finau	133 (-11)
Justin Thomas	**134 (-10)**

Third Round	
Justin Thomas	**195 (-21)**
Tony Finau	201 (-15)
Patrick Cantlay	201 (-15)
Rory Sabbatini	202 (-14)
Jon Rahm	203 (-13)

CUT: No cut. 69 of the 70 players completed 72 holes.

WEATHER: Thursday: Sunny. High of 79. Wind NNE 8-12 mph with gusts of 15. **Friday:** Partly cloudy. High of 79. Wind S 10-15 mph with gusts to 17 mph. **Saturday:** Mix of sun and clouds with isolated showers. Due to dangerous weather situation, the third round was suspended at 11:29 a.m. CT and resumed at 12:45 p.m. CT for a total delay of one hour, 16 minutes. Wind SSW 6-12 mph. **Sunday:** Mostly cloudy with isolated showers. Wind WSW 13-18 mph with gusts of 25. Overnight and morning rainfall totaled 0.08" bringing the weekly rainfall total to 1.94

Player	Pos.	Score	Total	FedExCup Points	Official Money
JUSTIN THOMAS	**1**	**65-69-61-68**	**263**	**2,000.00**	**$1,665,000.00**
Patrick Cantlay	2	66-67-68-65	266	1,200.00	999,000.00
Hideki Matsuyama	3	69-63-73-63	268	760.00	629,000.00
Tony Finau	4	67-66-68-69	270	540.00	444,000.00
Jon Rahm	T5	68-69-66-69	272	420.00	351,500.00
Brandt Snedeker	T5	66-71-67-68	272	420.00	351,500.00
Corey Conners	T7	69-66-69-69	273	350.00	298,312.50
Lucas Glover	T7	66-69-69-69	273	350.00	298,312.50
Kevin Kisner	T9	68-68-69-69	274	310.00	259,000.00
Adam Scott	T9	67-71-69-67	274	310.00	259,000.00
Tommy Fleetwood	T11	70-66-70-69	275	245.60	196,100.00
Rickie Fowler	T11	67-70-68-70	275	245.60	196,100.00
Sungjae Im	T11	70-72-66-67	275	245.60	196,100.00
Louis Oosthuizen	T11	70-69-68-68	275	245.60	196,100.00
Kevin Tway	T11	69-67-70-69	275	245.60	196,100.00
J.T. Poston	T16	68-74-66-68	276	204.00	148,000.00
Rory Sabbatini	T16	67-68-67-74	276	204.00	148,000.00
Vaughn Taylor	T16	73-70-67-66	276	204.00	148,000.00
Jason Kokrak	T19	65-73-70-69	277	172.00	112,110.00
Marc Leishman	T19	72-71-67-67	277	172.00	112,110.00
Rory McIlroy	T19	69-67-70-71	277	172.00	112,110.00
Patrick Reed	T19	68-71-68-70	277	172.00	112,110.00
Xander Schauffele	T19	67-68-70-72	277	172.00	112,110.00
Paul Casey	T24	70-70-67-71	278	139.00	$78,856.25
Joel Dahmen	T24	66-71-69-72	278	139.00	78,856.25
Brooks Koepka	T24	68-71-72-67	278	139.00	78,856.25
Webb Simpson	T24	70-72-67-69	278	139.00	78,856.25
Byeong Hun An	T28	71-70-69-69	279	118.00	65,675.00
Abraham Ancer	T28	68-72-69-70	279	118.00	65,675.00
Si Woo Kim	T28	70-67-71-71	279	118.00	65,675.00
Wyndham Clark	T31	69-73-65-73	280	92.00	53,650.00
Emiliano Grillo	T31	72-70-68-70	280	92.00	53,650.00
Joaquin Niemann	T31	74-65-69-72	280	92.00	53,650.00
C.T. Pan	T31	71-67-70-72	280	92.00	53,650.00
Ian Poulter	T31	70-70-71-69	280	92.00	53,650.00
Gary Woodland	T31	70-73-64-73	280	92.00	53,650.00
Billy Horschel	T37	71-73-69-68	281	66.00	40,700.00
Charles Howell III	T37	70-69-73-69	281	66.00	40,700.00
Ryan Moore	T37	71-69-69-72	281	66.00	40,700.00
Scott Piercy	T37	67-73-70-71	281	66.00	40,700.00
Jordan Spieth	T37	70-71-70-70	281	66.00	40,700.00
Tiger Woods	T37	71-71-67-72	281	66.00	40,700.00
Keegan Bradley	T43	69-74-68-71	282	45.20	30,525.00
Adam Hadwin	T43	67-68-71-76	282	45.20	30,525.00
Troy Merritt	T43	69-76-71-66	282	45.20	30,525.00
Ryan Palmer	T43	68-72-70-72	282	45.20	30,525.00
Andrew Putnam	T43	71-69-73-69	282	45.20	$30,525.00
Bryson DeChambeau	T48	71-71-71-70	283	35.00	23,865.00
Shane Lowry	T48	72-74-68-69	283	35.00	23,865.00
Phil Mickelson	T48	70-73-69-71	283	35.00	23,865.00
Collin Morikawa	T48	67-73-72-71	283	35.00	23,865.00
Jason Day	T52	70-71-69-74	284	26.24	21,571.00
Dylan Frittelli	T52	72-69-71-72	284	26.24	21,571.00
Matt Kuchar	T52	71-70-73-70	284	26.24	21,571.00
Keith Mitchell	T52	72-74-67-71	284	26.24	21,571.00
Justin Rose	T52	68-73-73-70	284	26.24	21,571.00
Jim Furyk	T57	66-72-75-72	285	21.20	20,627.50
Dustin Johnson	T57	70-72-72-71	285	21.20	20,627.50
Graeme McDowell	T57	69-72-73-71	285	21.20	20,627.50
Chez Reavie	T57	67-68-74-76	285	21.20	20,627.50
Max Homa	T61	70-67-71-78	286	18.80	20,072.50
Francesco Molinari	T61	72-73-68-73	286	18.80	20,072.50
Rafa Cabrera Bello	T63	69-72-74-72	287	17.20	19,702.50
Sung Kang	T63	69-73-73-72	287	17.20	19,702.50
Cameron Champ	T65	71-68-78-71	288	15.20	19,240.00
J.B. Holmes	T65	69-71-76-72	288	15.20	19,240.00
Adam Long	T65	72-70-71-75	288	15.20	19,240.00
Harold Varner III	68	72-74-71-72	289	13.60	18,870.00
Nate Lashley	69	72-73-70-76	291	12.80	18,685.00

The following players did not finish (W=withdrew)
W—Kevin Na

BMW Championship Summaries

BMW Championship

2020

Jon Rahm

Olympia Fields, Illinois **August 27-30, 2020** **FedExCup Points: 1,500 (winner)** **Purse: $9,500,000**
Olympia Fields Country Club (North) **Par/Yards: 70/7,366**

LEADERS

First Round
Hideki Matsuyama....67 (-3)
Tyler Duncan....68 (-2)
Mackenzie Hughes....69 (-1)
10 players....70 (E)
Jon Rahm....75 (T51)

Second Round
Patrick Cantlay....139 (-1)
Rory McIlroy....139 (-1)
Hideki Matsuyama....140 (E)
Dustin Johnson....140 (E)
Adam Scott....141 (+1)
Brendon Todd....141 (+1)
Louis Oosthuizen....141 (+1)
Tony Finau....141 (+1)
Billy Horschel....141 (+1)
Jon Rahm....146 (T39)

Third Round
Hideki Matsuyama....209 (-1)
Dustin Johnson....209 (-1)
Joaquin Niemann....211 (+1)
Mackenzie Hughes....211 (+1)
Adam Scott....211 (+1)
Jon Rahm....212 (+2)
Sebastian Munoz....212 (+2)
Kevin Kisner....212 (+2)
Bubba Watson....212 (+2)
Brendon Todd....212 (+2)
Rory McIlroy....212 (+2)

CUT: No cut. 69 of the 70 players completed 72 holes.

WEATHER: **Thursday:** Partly cloudy, with a high of 92. Wind WSW 15-20 mph. **Friday:** Partly cloudy. High of 91. Wind SW 10-18 mph. **Saturday:** Mostly cloudy. High of 78. Wind NW 9-17 mph. **Sunday:** Partly cloudy. High of 77. Wind E 6-12 mph.

Player	Pos.	Score	Total	FedExCup Points	Official Money
JON RAHM	**1**	**75-71-66-64**	**276**	**1,500.00**	**1,710,000.00**
Dustin Johnson	2	71-69-69-67	276	900.00	1,026,000.00
Hideki Matsuyama	T3	67-73-69-69	278	487.50	551,000.00
Joaquin Niemann	T3	72-71-68-67	278	487.50	551,000.00
Tony Finau	5	70-71-73-65	279	330.00	384,750.00
Jason Kokrak	T6	74-71-69-66	280	285.00	337,250.00
Matthew Fitzpatrick	T6	70-75-68-67	280	285.00	337,250.00
Sebastián Muñoz	T8	70-75-67-69	281	247.50	285,000.00
Brendon Todd	T8	73-68-71-69	281	247.50	285,000.00
Lanto Griffin	T10	70-73-70-69	282	217.50	247,000.00
Mackenzie Hughes	T10	69-73-69-71	282	217.50	247,000.00
Patrick Cantlay	T12	71-68-75-69	283	177.75	192,375.00
Byeong Hun An	T12	73-74-68-68	283	177.75	192,375.00
Brian Harman	T12	72-73-69-69	283	177.75	192,375.00
Rory McIlroy	T12	70-69-73-71	283	177.75	192,375.00
Paul Casey	T16	73-72-71-68	284	150.00	147,250.00
Bubba Watson	T16	72-70-70-72	284	150.00	147,250.00
Tyrrell Hatton	T16	73-70-71-70	284	150.00	147,250.00
Matthew Wolff	T16	72-71-74-67	284	150.00	147,250.00
Collin Morikawa	T20	76-73-68-68	285	123.00	106,780.00
Scottie Scheffler	T20	75-72-72-66	285	123.00	106,780.00
Richy Werenski	T20	74-72-70-69	285	123.00	106,780.00
Cameron Smith	T20	75-73-68-69	285	123.00	106,780.00
Joel Dahmen	T20	71-77-71-66	285	123.00	106,780.00
Russell Henley	T25	74-69-70-73	286	90.75	69,468.75
Justin Thomas	T25	73-74-71-68	286	90.75	69,468.75
Louis Oosthuizen	T25	72-69-74-71	286	90.75	69,468.75
Kevin Kisner	T25	72-70-70-74	286	90.75	69,468.75
Adam Scott	T25	72-69-70-75	286	90.75	69,468.75
Daniel Berger	T25	73-74-69-70	286	90.75	69,468.75
Carlos Ortiz	T25	70-74-72-70	286	90.75	69,468.75
Xander Schauffele	T25	73-70-74-69	286	90.75	69,468.75
Corey Conners	T33	76-69-70-72	287	60.21	49,128.57
Abraham Ancer	T33	70-74-70-73	287	60.21	49,128.57
Brendan Steele	T33	72-71-75-69	287	60.21	49,128.57
Billy Horschel	T33	70-71-74-72	287	60.21	49,128.57
Danny Lee	T33	73-72-74-68	287	60.21	49,128.57
Dylan Frittelli	T33	72-75-69-71	287	60.21	49,128.57
Gary Woodland	T33	75-70-74-68	287	60.21	49,128.58
Jim Herman	T40	71-72-73-72	288	38.06	34,200.00
Adam Hadwin	T40	74-72-73-69	288	38.06	34,200.00
Harris English	T40	75-71-69-73	288	38.06	34,200.00
Patrick Reed	T40	73-71-72-72	288	38.06	34,200.00
Ryan Palmer	T40	71-76-74-67	288	38.06	34,200.00
Alex Noren	T40	72-71-73-72	288	38.06	34,200.00
Maverick McNealy	T40	77-70-73-68	288	38.06	34,200.00
Viktor Hovland	T40	71-73-73-71	288	38.06	34,200.00
Tyler Duncan	T48	68-76-77-68	289	27.75	25,365.00
Charles Howell III	T48	75-75-69-70	289	27.75	25,365.00
Bryson DeChambeau	50	73-70-75-72	290	25.50	23,940.00
Mark Hubbard	T51	70-77-69-75	291	21.00	22,496.00
Tiger Woods	T51	73-75-72-71	291	21.00	22,496.00
Kevin Na	T51	72-74-71-74	291	21.00	22,496.00
Nick Taylor	T51	75-72-73-71	291	21.00	22,496.00
Kevin Streelman	T51	76-80-66-69	291	21.00	22,496.00
Harry Higgs	T56	70-74-75-73	292	16.80	21,470.00
Sungjae Im	T56	77-74-72-69	292	16.80	21,470.00
Adam Long	T56	72-77-72-71	292	16.80	21,470.00
Max Homa	T59	74-72-70-77	293	14.40	20,710.00
Robby Shelton	T59	75-72-71-75	293	14.40	20,710.00
J.T. Poston	T59	72-77-73-71	293	14.40	20,710.00
Michael Thompson	T59	72-73-72-76	293	14.40	20,710.00
Matt Kuchar	T59	75-76-69-73	293	14.40	20,710.00
Jason Day	64	76-74-76-68	294	12.60	20,140.00
Cameron Champ	T65	77-74-70-74	295	11.40	19,760.00
Talor Gooch	T65	76-79-71-69	295	11.40	19,760.00
Tom Hoge	T65	71-73-75-76	295	11.40	19,760.00
Andrew Landry	68	77-75-74-75	301	10.20	19,380.00
Marc Leishman	69	80-78-79-73	310	9.60	19,190.00

The following players did not finish (W=withdrew)
W—Webb Simpson

BMW Championship Summaries

BMW Championship

2021

Patrick Cantlay

Owings Mills, MD **August 26-29, 2021** **FedExCup Points: 2,000 (first)** **Purse: $9,500,000**
Caves Valley Golf Club **Par/Yards: 36-36—72/7,542**

LEADERS

First Round	
Rory McIlroy	64 (-8)
Jon Rahm	64 (-8)
Sam Burns	64 (-8)
Sergio Garcia	65 (-7)
Abraham Ancer	66 (-6)
Patrick Cantlay	**66 (-6)**

Second Round	
Bryson DeChambeau	128 (-16)
Patrick Cantlay	**129 (-15)**
Jon Rahm	130 (-14)
Sungjae Im	132 (-12)
Sergio Garcia	132 (-12)

Third Round	
Patrick Cantlay	**195 (-21)**
Bryson DeChambeau	195 (-21)
Sungjae Im	198 (-18)
Sam Burns	199 (-17)
Abraham Ancer	199 (-17)
Rory McIlroy	199 (-17)
Sergio Garcia	199 (-17)

CUT: No cut. 69 of the 70 players completed 72 holes.

WEATHER: Thursday: Partly cloudy. High of 92. Wind WSW 15-20 mph. **Friday:** Partly cloudy. High of 91. Wind SW 10-18 mph. **Saturday:** Mostly cloudy. High of 78. Wind NW 9-17 mph. **Sunday:** Partly cloudy. High of 77. Wind E 6-12 mph.

Player	Pos.	Score	Total	FedExCup Pts.	Money
PATRICK CANTLAY	**1**	**66 63 66 66**	**261/ -27**	**2,000.00**	**1,710,000.00**
Bryson DeChambeau	2	68 60 67 66	261/ -27	1,200.00	1,026,000.00
Sungjae Im	3	67 65 66 67	265/ -23	760.00	646,000.00
Rory McIlroy	4	64 70 65 67	266/ -22	540.00	456,000.00
Erik van Rooyen	5	67 68 67 65	267/ -21	440.00	380,000.00
Sergio Garcia	T6	65 67 67 69	268/ -20	380.00	330,125.00
Dustin Johnson	T6	67 70 65 66	268/ -20	380.00	330,125.00
Sam Burns	8	64 70 65 70	269/ -19	340.00	294,500.00
Abraham Ancer	T9	66 67 66 71	270/ -18	300.00	256,500.00
Alex Noren	T9	71 66 67 66	270/ -18	300.00	256,500.00
Jon Rahm	T9	64 66 70 70	270/ -18	300.00	256,500.00
K.H. Lee	T12	69 69 66 67	271/ -17	242.66	199,500.00
Webb Simpson	T12	67 72 66 66	271/ -17	242.66	199,500.00
Harold Varner III	T12	67 70 69 65	271/ -17	242.66	199,500.00
Tony Finau	T15	67 72 70 63	272/ -16	216.00	166,250.00
Jason Kokrak	T15	73 68 65 66	272/ -16	216.00	166,250.00
Viktor Hovland	T17	70 69 68 66	273/ -15	188.00	133,000.00
Kevin Na	T17	72 65 69 67	273/ -15	188.00	133,000.00
Charl Schwartzel	T17	71 66 68 68	273/ -15	188.00	133,000.00
Hudson Swafford	T17	67 66 68 72	273/ -15	188.00	133,000.00
Aaron Wise	T17	69 66 71 67	273/ -15	188.00	133,000.00
Corey Conners	T22	70 70 69 65	274/ -14	152.50	95,000.00
Brooks Koepka	T22	70 67 69 68	274/ -14	152.50	95,000.00
Scottie Scheffler	T22	73 66 68 67	274/ -14	152.50	95,000.00
Justin Thomas	T22	68 71 69 66	274/ -14	152.50	95,000.00
Daniel Berger	T26	68 71 70 66	275/ -13	130.00	73,150.00
Harris English	T26	69 70 71 65	275/ -13	130.00	73,150.00
Shane Lowry	T26	71 68 71 65	275/ -13	130.00	73,150.00
Cam Davis	T29	73 67 67 69	276/ -12	106.00	61,750.00
Brian Harman	T29	69 69 70 68	276/ -12	106.00	61,750.00
Si Woo Kim	T29	74 71 65 66	276/ -12	106.00	61,750.00
Sebastián Muñoz	T29	67 68 72 69	276/ -12	106.00	61,750.00
Joaquin Niemann	T29	68 74 68 66	276/ -12	106.00	61,750.00
Patton Kizzire	T34	69 72 68 68	277/ -11	82.00	50,112.50
Cameron Smith	T34	68 72 69 68	277/ -11	82.00	50,112.50
Jordan Spieth	T34	71 70 70 66	277/ -11	82.00	50,112.50
Lee Westwood	T34	71 70 67 69	277/ -11	82.00	50,112.50
Paul Casey	T38	68 68 70 72	278/ -10	58.00	38,000.00
Stewart Cink	T38	69 74 66 69	278/ -10	58.00	38,000.00
Lucas Glover	T38	68 67 73 70	278/ -10	58.00	38,000.00
Harry Higgs	T38	72 67 71 68	278/ -10	58.00	38,000.00
Charley Hoffman	T38	69 71 68 70	278/ -10	58.00	38,000.00
Matt Jones	T38	69 70 71 68	278/ -10	58.00	38,000.00
Louis Oosthuizen	T38	71 74 64 69	278/ -10	58.00	38,000.00
Jhonattan Vegas	T38	69 70 72 67	278/ -10	58.00	38,000.00
Emiliano Grillo	T46	67 73 73 66	279/ -9	41.00	28,500.00
Hideki Matsuyama	T46	67 69 72 71	279/ -9	41.00	28,500.00
Chris Kirk	48	71 71 68 70	280/ -8	38.00	26,030.00
Tom Hoge	T49	69 71 71 70	281/ -7	35.00	24,320.00
Xander Schauffele	T49	67 68 75 71	281/ -7	35.00	24,320.00
Marc Leishman	51	69 76 68 69	282/ -6	32.00	23,370.00
Branden Grace	T52	75 71 68 69	283/ -5	26.24	22,154.00
Billy Horschel	T52	71 72 73 67	283/ -5	26.24	22,154.00
Mackenzie Hughes	T52	69 71 70 73	283/ -5	26.24	22,154.00
Kevin Streelman	T52	71 70 70 72	283/ -5	26.24	22,154.00
Cameron Tringale	T52	73 71 70 69	283/ -5	26.24	22,154.00
Talor Gooch	T57	69 71 74 70	284/ -4	21.60	21,280.00
Keith Mitchell	T57	72 70 73 69	284/ -4	21.60	21,280.00
Ryan Palmer	T57	68 75 69 72	284/ -4	21.60	21,280.00
Keegan Bradley	T60	67 76 72 70	285/ -3	19.20	20,710.00
Russell Henley	T60	72 73 73 67	285/ -3	19.20	20,710.00
Robert Streb	T60	73 71 69 72	285/ -3	19.20	20,710.00
Max Homa	T63	72 72 73 69	286/ -2	16.80	20,140.00
Maverick McNealy	T63	69 70 70 77	286/ -2	16.80	20,140.00
Collin Morikawa	T63	72 75 70 69	286/ -2	16.80	20,140.00
Cameron Champ	T66	70 74 72 71	287/ -1	14.00	19,475.00
Kevin Kisner	T66	72 71 72 72	287/ -1	14.00	19,475.00
Phil Mickelson	T66	68 77 68 74	287/ -1	14.00	19,475.00
Carlos Ortiz	T66	68 74 75 70	287/ -1	14.00	19,475.00

BMW Championship Summaries

BMW Championship

2022

Patrick Cantlay

Wilmington, DE **August 18-21, 2022** **FedExCup Points (first): 2000** **Purse: $15,000,000**
Wilmington Country Club **Par/Yards: 35-36--71/7,534**

LEADERS

First Round	
Keegan Bradley	64 (-7)
Adam Scott	65 (-6)
Shane Lowry	66 (-5)
Justin Thomas	66 (-5)
Harold Varner III	66 (-5)
Patrick Cantlay	**68 (-3)**

Second Round	
Adam Scott	134 (-8)
Jordan Spieth	135 (-7)
Corey Conners	135 (-7)
Scottie Scheffler	135 (-7)
Cameron Young	135 (-7)
Patrick Cantlay	**136 (-6)**

Third Round	
Patrick Cantlay	**201 (-12)**
Scott Stallings	202 (-11)
Xander Schauffele	202 (-11)
Scottie Scheffler	203 (-10)
Adam Scott	203 (-10)

CUT: No cut. 69 of the 70 players completed 72 holes.

WEATHER: Thursday: Light rain in the morning. Mostly cloudy in the afternoon. High of 88. Wind NNE 6-12 mph. Preferred lies were utilized in round one. **Friday:** Partly cloudy. High of 91. Wind NNE 10-15 mph. Preferred lies were utilized in round two. **Saturday:** Mostly sunny. High of 89. Wind NNE 5-10 mph. **Sunday:** Mostly sunny. High of 94. Wind WSW 7-12 mph.

Player	Pos.	Score	Total	FedExCup Pts.	Money
PATRICK CANTLAY	**1**	**68 68 65 69**	**270 (-14)**	**2,000**	**$2,700,000**
Scott Stallings	2	68 68 66 69	271 (-13)	1,200	$1,620,000
Scottie Scheffler	T3	68 67 68 70	273 (-11)	650	$870,000
Xander Schauffele	T3	67 69 66 71	273 (-11)	650	$870,000
Corey Conners	T5	68 67 70 69	274 (-10)	400	$547,500
K.H. Lee	T5	68 70 71 65	274 (-10)	400	$547,500
Adam Scott	T5	65 69 69 71	274 (-10)	400	$547,500
Rory McIlroy	T8	68 68 70 69	275 (-9)	310	$420,000
Jon Rahm	T8	73 70 65 67	275 (-9)	310	$420,000
Joaquin Niemann	T8	69 68 68 70	275 (-9)	310	$420,000
Taylor Pendrith	T8	71 68 67 69	275 (-9)	310	$420,000
Shane Lowry	T12	66 71 71 68	276 (-8)	243	$315,000
Christiaan Bezuidenhout	T12	67 73 67 69	276 (-8)	243	$315,000
Trey Mullinax	T12	71 68 69 68	276 (-8)	243	$315,000
Sungjae Im	T15	70 69 67 71	277 (-7)	208	$247,500
Aaron Wise	T15	69 68 67 73	277 (-7)	208	$247,500
Sahith Theegala	T15	72 68 69 68	277 (-7)	208	$247,500
Lucas Herbert	T15	70 70 68 69	277 (-7)	208	$247,500
Sam Burns	T19	69 69 70 70	278 (-6)	176	$188,250
Jordan Spieth	T19	68 67 74 69	278 (-6)	176	$188,250
Kurt Kitayama	T19	71 66 72 69	278 (-6)	176	$188,250
Emiliano Grillo	T19	68 71 70 69	278 (-6)	176	$188,250
Cameron Young	T23	67 68 72 72	279 (-5)	142	$133,500
Max Homa	T23	72 69 68 70	279 (-5)	142	$133,500
J.J. Spaun	T23	68 74 67 70	279 (-5)	142	$133,500
Tyrrell Hatton	T23	67 71 69 72	279 (-5)	142	$133,500
Andrew Putnam	T23	73 68 66 72	279 (-5)	142	$133,500
Tony Finau	T28	77 68 67 68	280 (-4)	115	$104,250
Sepp Straka	T28	72 72 68 68	280 (-4)	115	$104,250
Denny McCarthy	T28	68 72 66 74	280 (-4)	115	$104,250
Marc Leishman	T28	68 71 71 70	280 (-4)	115	$104,250
Maverick McNealy	T32	70 71 72 68	281 (-3)	94	$88,750
Keith Mitchell	T32	74 66 70 71	281 (-3)	94	$88,750
Brendan Steele	T32	76 67 65 73	281 (-3)	94	$88,750
Hideki Matsuyama	T35	70 67 71 74	282 (-2)	68	$67,750
Billy Horschel	T35	69 73 69 71	282 (-2)	68	$67,750
Viktor Hovland	T35	73 69 75 65	282 (-2)	68	$67,750
J.T. Poston	T35	72 69 68 73	282 (-2)	68	$67,750
Russell Henley	T35	67 71 72 72	282 (-2)	68	$67,750
Sebastián Muñoz	T35	70 74 69 69	282 (-2)	68	$67,750
Matt Kuchar	T35	69 71 70 72	282 (-2)	68	$67,750
Brian Harman	T35	72 71 68 71	282 (-2)	68	$67,750
Cam Davis	T35	69 67 75 71	282 (-2)	68	$67,750
Collin Morikawa	T44	67 72 65 79	283 (-1)	44	$48,000
Adam Hadwin	T44	69 70 72 72	283 (-1)	44	$48,000
Alex Smalley	T44	69 76 69 69	283 (-1)	44	$48,000
Taylor Moore	T44	73 70 68 72	283 (-1)	44	$48,000
Matt Fitzpatrick	T48	69 73 71 71	284 (0)	35	$38,700
Tom Hoge	T48	70 70 74 70	284 (0)	35	$38,700
Kevin Kisner	T48	71 75 70 68	284 (0)	35	$38,700
Harold Varner III	T48	66 71 71 76	284 (0)	35	$38,700
Justin Thomas	T52	66 73 75 71	285 (1)	29	$35,700
Alex Noren	T52	72 69 72 72	285 (1)	29	$35,700
Davis Riley	T54	77 68 67 74	286 (2)	24	$34,350
Joohyung Kim	T54	71 71 74 70	286 (2)	24	$34,350
Mito Pereira	T54	74 73 70 69	286 (2)	24	$34,350
Chez Reavie	T54	67 72 77 70	286 (2)	24	$34,350
Keegan Bradley	T58	64 74 73 76	287 (3)	21	$33,300
Mackenzie Hughes	T58	75 68 72 72	287 (3)	21	$33,300
Troy Merritt	T58	69 72 73 73	287 (3)	21	$33,300
Luke List	T61	78 68 69 73	288 (4)	19	$32,550
Chris Kirk	T61	70 71 73 74	288 (4)	19	$32,550
Cameron Tringale	63	72 69 76 72	289 (5)	18	$32,100
Wyndham Clark	64	77 76 67 70	290 (6)	17	$31,800
Seamus Power	65	71 68 77 75	291 (7)	16	$31,500
Lucas Glover	66	75 70 71 76	292 (8)	15	$31,200
Si Woo Kim	67	78 70 68 78	294 (10)	14	$30,900
Will Zalatoris	W/D	70 69	139 (-3)	--	--

BMW Championship Summaries

BMW Championship

2023

Viktor Hovland

Olympia Fields CC (North) **Aug 17-20, 2023** **FedExCup Points: 2,000 (first)** **Purse: $20,000,000**
Olympia Fields, IL **Par/Yardage: 35-35--70 7366 yds.**

LEADERS	First Round	Second Round	Third Round
	Rory McIlroy 64 (-8)	Max Homa 130 (-10)	Matt Fitzpatrick 199 (-11)
	Brian Harman 65 (-5)	Chris Kirk 132 (-8)	Scottie Scheffler 199 (-11)
	Rory McIlroy 65 (-5)	Brian Harman 133 (-7)	Brian Harman 200 (-10)
	Chris Kirk 66 (-4)	Matt Fitzpatrick 133 (-7)	Max Homa 201 (-9)
	Rickie Fowler 66 (-4)	Scottie Scheffler 135 (-5)	Rory McIlroy 202 (-8)
	Matt Fitzpatrick 66 (-4)	Harris English 135 (-5)	**Viktor Hovland 202 (-8)**
	Scottie Scheffler 66 (-4)	Justin Rose 135 (-5)	
	Sahith Theegala 66 (-4)	Rory McIlroy 135 (-5)	
	Wyndham Clark 66 (-4)	Rickie Fowler 135 (-5)	
	Viktor Hovland 69 (-1)	**Viktor Hovland 137 (-3)**	

CUT: No cut. 49 of the 50 players completed 72 holes.

WEATHER: Thursday: Mostly sunny. High of 85. Wind WNW 8-13 mph. **Friday:** Mostly sunny. High of 89. Wind SSW 7-12 mph. **Saturday:** Partly cloudy. High of 90. Wind SSE 7-13 mph, with gusts to 15 mph. **Sunday**: Mostly cloudy. High of 85. Wind SSE 7-13 mph, with gusts to 17 mph.

Player	Pos.	Score	Total	FedExCup Pts.	Money
VIKTOR HOVLAND	**1**	**69 68 65 61**	**263/ -17**	**2,000.00**	**3,600,000.00**
Matt Fitzpatrick	T2	66 67 66 66	265/ -15	980.00	1,760,000.00
Scottie Scheffler	T2	66 69 64 66	265/ -15	980.00	1,760,000.00
Rory McIlroy	4	65 70 67 66	268/ -12	540.00	990,000.00
Brian Harman	T5	65 68 67 69	269/ -11	420.00	790,000.00
Max Homa	T5	68 62 71 68	269/ -11	420.00	790,000.00
Sungjae Im	7	68 68 68 66	270/ -10	360.00	695,000.00
Russell Henley	T8	69 69 70 63	271/ -9	330.00	620,000.00
Xander Schauffele	T8	71 65 67 68	271/ -9	330.00	620,000.00
Corey Conners	T10	67 70 67 69	273/ -7	261.60	480,600.00
Harris English	T10	68 67 72 66	273/ -7	261.60	480,600.00
Tom Kim	T10	72 72 66 63	273/ -7	261.60	480,600.00
Denny McCarthy	T10	69 69 65 70	273/ -7	261.60	480,600.00
Andrew Putnam	T10	70 70 66 67	273/ -7	261.60	480,600.00
Sam Burns	T15	71 70 62 71	274/ -6	200.00	332,000.00
Patrick Cantlay	T15	68 68 71 67	274/ -6	200.00	332,000.00
Wyndham Clark	T15	66 71 68 69	274/ -6	200.00	332,000.00
Adam Svensson	T15	70 69 66 69	274/ -6	200.00	332,000.00
Sahith Theegala	T15	66 72 69 67	274/ -6	200.00	332,000.00
Cameron Young	T15	67 71 68 68	274/ -6	200.00	332,000.00
Tom Hoge	21	71 69 70 65	275/ -5	172.00	262,000.00
Lucas Glover	T22	70 67 69 70	276/ -4	156.00	229,000.00
J.T. Poston	T22	69 68 73 66	276/ -4	156.00	229,000.00
Justin Rose	T22	70 65 68 73	276/ -4	156.00	229,000.00
Eric Cole	T25	72 68 68 69	277/ -3	133.00	179,750.00
Tommy Fleetwood	T25	70 67 69 71	277/ -3	133.00	179,750.00
Rickie Fowler	T25	66 69 73 69	277/ -3	133.00	179,750.00
Collin Morikawa	T25	67 70 72 68	277/ -3	133.00	179,750.00
Keegan Bradley	T29	71 68 71 68	278/ -2	115.00	156,500.00
Chris Kirk	T29	66 66 75 71	278/ -2	115.00	156,500.00
Emiliano Grillo	T31	73 69 71 67	280/ E	100.00	139,000.00
Si Woo Kim	T31	71 69 69 71	280/ E	100.00	139,000.00
Jon Rahm	T31	68 74 71 67	280/ E	100.00	139,000.00
Tyrrell Hatton	T34	70 72 68 71	281/ 1	84.00	122,000.00
Adam Schenk	T34	72 69 68 72	281/ 1	84.00	122,000.00
Jordan Spieth	T34	68 70 72 71	281/ 1	84.00	122,000.00
Tony Finau	T37	74 68 69 71	282/ 2	72.00	108,000.00
Patrick Rodgers	T37	71 73 70 68	282/ 2	72.00	108,000.00
Sepp Straka	T37	71 74 71 66	282/ 2	72.00	108,000.00
Cam Davis	40	73 66 72 72	283/ 3	64.00	100,000.00
Kurt Kitayama	T41	76 68 72 68	284/ 4	58.00	94,000.00
Brendon Todd	T41	71 72 71 70	284/ 4	58.00	94,000.00
Byeong Hun An	43	70 67 72 76	285/ 5	52.00	88,000.00
Adam Hadwin	44	72 70 72 72	286/ 6	48.00	84,000.00
Jason Day	T45	69 74 74 70	287/ 7	43.00	78,000.00
Lee Hodges	T45	74 72 73 68	287/ 7	43.00	78,000.00
Nick Taylor	47	71 72 74 73	290/ 10	40.00	72,000.00
Seamus Power	48	76 72 74 72	294/ 14	38.00	70,000.00
Taylor Moore	49	72 74 80 72	298/ 18	36.00	68,000.00
Hideki Matsuyama	W/D	71	71/ 1	-	

BMW Championship Summaries

BMW Championship

2024

Keegan Bradley

Castle Pines Golf Club
Castle Rock, Colorado

August 22-25, 2024
Par/Yards: 72/8,130

FedExCup Points: 2,000 (winner)
Purse: $20,000,000 ($3,600,000)

LEADERS

First Round	
Keegan Bradley	**66 (-6)**
Hideki Matsuyama	67 (-5)
Sungjae Im	68 (-4)
Alex Noren	68 (-4)
Adam Scott	68 (-4)
Corey Conners	68 (-4)

Second Round	
Adam Scott	131 (-13)
Keegan Bradley	**134 (-10)**
Ludvig Åberg	135 (-9)
Alex Noren	136 (-8)
Taylor Pendrith	137 (-7)

Third Round	
Keegan Bradley	**204 (-12)**
Adam Scott	205 (-11)
Ludvig Åberg	206 (-10)
Alex Noren	206 (-10)
Xander Schauffele	209 (-7)
Wyndham Clark	209 (-7)

36-HOLE CUT: No cut. 48 of the 50 professionals in the field completed 72 holes.

WEATHER: Thursday: Mostly cloudy with severe thunderstorms in the afternoon. High of 82. Wind NW 8-15 mph. Due to thunderstorms, play was suspended from 3:33 p.m. until 6:43 p.m., a delay of 3 hours, 10 minutes. **Friday:** Mostly sunny. High of 83. Wind SW 6-12 mph. **Saturday**: Partly cloudy. High of 89. Wind SW 10-20 mph. **Sunday**: Partly cloudy. High of 85. Wind SW 10-20 mph.

Player	Pos.	Score	Total	FedExCup Pts.	Money
KEEGAN BRADLEY	**1**	**66 68 70 72**	**276/ -12**	**2,000.00**	**3,600,000.00**
Ludvig Åberg	T2	72 63 71 71	277/ -11	833.33	1,503,333.33
Sam Burns	T2	73 68 71 65	277/ -11	833.33	1,503,333.33
Adam Scott	T2	68 63 74 72	277/ -11	833.33	1,503,333.33
Cam Davis	T5	72 70 72 66	280/ -8	385.00	728,750.00
Tommy Fleetwood	T5	72 69 70 69	280/ -8	385.00	728,750.00
Si Woo Kim	T5	69 70 71 70	280/ -8	385.00	728,750.00
Xander Schauffele	T5	69 73 67 71	280/ -8	385.00	728,750.00
Chris Kirk	T9	73 68 71 69	281/ -7	310.00	580,000.00
Alex Noren	T9	68 68 70 75	281/ -7	310.00	580,000.00
Sungjae Im	T11	68 70 73 71	282/ -6	270.00	500,000.00
Rory McIlroy	T11	70 71 70 71	282/ -6	270.00	500,000.00
Byeong Hun An	T13	72 69 71 71	283/ -5	204.44	344,111.11
Patrick Cantlay	T13	71 68 72 72	283/ -5	204.44	344,111.11
Wyndham Clark	T13	72 68 69 74	283/ -5	204.44	344,111.11
Tony Finau	T13	70 73 72 68	283/ -5	204.44	344,111.11
Tom Hoge	T13	72 68 71 72	283/ -5	204.44	344,111.11
Shane Lowry	T13	75 67 70 71	283/ -5	204.44	344,111.11
Taylor Pendrith	T13	72 65 73 73	283/ -5	204.44	344,111.11
Sepp Straka	T13	72 70 69 72	283/ -5	204.44	344,111.11
Will Zalatoris	T13	71 69 72 71	283/ -5	204.44	344,111.11
Corey Conners	T22	68 70 73 73	284/ -4	156.00	229,000.00
Russell Henley	T22	70 71 70 73	284/ -4	156.00	229,000.00
Billy Horschel	T22	71 74 68 71	284/ -4	156.00	229,000.00
Brian Harman	25	72 69 71 73	285/ -3	142.00	197,000.00
Viktor Hovland	T26	71 71 71 73	286/ -2	133.00	177,500.00
Denny McCarthy	T26	71 74 69 72	286/ -2	133.00	177,500.00
Matt Fitzpatrick	T28	74 72 71 70	287/ -1	118.00	160,000.00
Max Greyserman	T28	78 72 66 71	287/ -1	118.00	160,000.00
Collin Morikawa	T28	70 70 73 74	287/ -1	118.00	160,000.00
Thomas Detry	T31	72 70 72 74	288/ E	103.00	142,500.00
Nick Dunlap	T31	69 72 70 77	288/ E	103.00	142,500.00
Christiaan Bezuidenhout	T33	74 72 74 69	289/ 1	82.33	119,666.67
Jason Day	T33	78 69 71 71	289/ 1	82.33	119,666.67
Max Homa	T33	74 75 73 67	289/ 1	82.33	119,666.67
Matthieu Pavon	T33	73 72 76 68	289/ 1	82.33	119,666.67
J.T. Poston	T33	70 74 70 75	289/ 1	82.33	119,666.67
Scottie Scheffler	T33	71 72 74 72	289/ 1	82.33	119,666.67
Stephan Jaeger	T39	76 69 73 72	290/ 2	66.00	102,000.00
Justin Thomas	T39	76 72 74 68	290/ 2	66.00	102,000.00
Adam Hadwin	T41	76 68 75 72	291/ 3	58.00	94,000.00
Davis Thompson	T41	76 74 69 72	291/ 3	58.00	94,000.00
Aaron Rai	T43	74 70 74 74	292/ 4	50.00	86,000.00
Cameron Young	T43	75 71 69 77	292/ 4	50.00	86,000.00
Akshay Bhatia	45	72 68 76 77	293/ 5	44.00	80,000.00
Eric Cole	T46	77 68 78 72	295/ 7	41.00	74,000.00
Austin Eckroat	T46	71 73 74 77	295/ 7	41.00	74,000.00
Sahith Theegala	48	73 71 79 76	299/ 11	38.00	70,000.00
Robert MacIntyre	W/D	72 71	143/ -1	-	
Hideki Matsuyama	W/D	67	67/ -5	-	

BMW Championship Summaries

BMW Championship

2025

Scottie Scheffler

Caves Valley Golf Club **Aug 14-17, 2025** **FedExCup Points: 2,000 (first)** **Purse: $20,000,000**
Owings Mills, Maryland **Par/Yardage: 35-35--70, 7601 Yds.**

LEADERS	First Round	Second Round	Third Round
	Robert MacIntyre....62 (-8)	Robert MacIntyre....126 (-14)	Robert MacIntyre....194 (-16)
	Tommy Fleetwood....65 (-5)	**Scottie Scheffler.... 131 (-9)**	**Scottie Scheffler....198 (-12)**
	Scottie Scheffler.... 66 (-4)	Ludvig Åberg....132 (-8)	Ludvig Åberg....200 (-10)
		Hideki Matsuyama....133 (-7)	Sam Burns....202 (-8)
			Harry Hall....202 (-8)

36-HOLE CUT: No cut. 48 of the 50 professionals in the field completed 72 holes.

WEATHER: Thursday: Partly cloudy with afternoon thunderstorms. High of 88. Wind NNW 5-10 mph. The first round was suspended due to a dangerous weather situation at 2:35 p.m. ET and resumed at 4:48 p.m. (delay of 2 hours, 13 minutes). Play was suspended due to darkness at 8:12 p.m., with Bud Cauley the only player left to complete the round. **Friday:** Cauley's round resumed at 10:50 a.m. and concluded at 10:53 a.m., with his second-round tee time at 11:27 a.m. The second round began as scheduled at 9:21 a.m. Partly cloudy. High of 83. Wind ENE 5-10 mph. **Saturday:** Partly cloudy. High of 89. Wind SSE 6-12 mph. **Sunday:** Partly cloudy. High of 91. Wind WSW 6-12 mph, gusting to 20 mph.

Player	Pos.	Score	Total	FedExCup Pts.	Money
SCOTTIE SCHEFFLER	**1**	**66 65 67 67**	**265 / -15**	**2,000.000**	**3,600,000.00**
Robert MacIntyre	2	62 64 68 73	267 / -13	1,200.000	2,160,000.00
Maverick McNealy	3	70 64 69 66	269 / -11	760.000	1,360,000.00
Tommy Fleetwood	T4	65 69 69 67	270 / -10	490.000	910,000.00
Sam Burns	T4	68 67 67 68	270 / -10	490.000	910,000.00
Harry Hall	6	68 67 67 70	272 / -8	400.000	750,000.00
Viktor Hovland	T7	67 68 69 69	273 / -7	340.000	645,000.00
Rickie Fowler	T7	67 70 67 69	273 / -7	340.000	645,000.00
Ludvig Åberg	T7	68 64 68 73	273 / -7	340.000	645,000.00
Michael Kim	10	68 66 70 70	274 / -6	300.000	560,000.00
Cameron Young	11	74 66 65 70	275 / -5	280.000	520,000.00
Ben Griffin	T12	67 72 69 69	277 / -3	242.667	441,000.00
Rory McIlroy	T12	70 66 71 70	277 / -3	242.667	441,000.00
Harris English	T12	70 68 67 72	277 / -3	242.667	441,000.00
Taylor Pendrith	T15	70 68 71 69	278 / -2	216.000	372,000.00
Russell Henley	T15	69 68 68 73	278 / -2	216.000	372,000.00
Keegan Bradley	T17	72 70 70 67	279 / -1	200.000	332,000.00
Matt Fitzpatrick	T17	70 71 70 68	279 / -1	200.000	332,000.00
Si Woo Kim	T19	71 69 73 67	280 / E	176.000	272,750.00
Brian Harman	T19	73 68 69 70	280 / E	176.000	272,750.00
Kurt Kitayama	T19	72 68 69 71	280 / E	176.000	272,750.00
Jacob Bridgeman	T19	74 66 68 72	280 / E	176.000	272,750.00
Shane Lowry	T23	70 69 75 67	281 / 1	148.667	213,000.00
J.J. Spaun	T23	70 69 72 70	281 / 1	148.667	213,000.00
Jason Day	T23	68 71 69 73	281 / 1	148.667	213,000.00
Hideki Matsuyama	T26	69 64 76 73	282 / 2	133.000	177,500.00
Akshay Bhatia	T26	75 69 66 72	282 / 2	133.000	177,500.00
Xander Schauffele	T28	74 70 73 66	283 / 3	121.000	163,500.00
Denny McCarthy	T28	70 69 76 68	283 / 3	121.000	163,500.00
J.T. Poston	T30	72 71 71 70	284 / 4	106.000	146,000.00
Justin Rose	T30	71 70 71 72	284 / 4	106.000	146,000.00
Patrick Cantlay	T30	72 67 72 73	284 / 4	106.000	146,000.00
Chris Gotterup	T33	73 70 75 68	286 / 6	82.333	119,666.67
Bud Cauley	T33	69 73 75 69	286 / 6	82.333	119,666.67
Tom Hoge	T33	72 71 72 71	286 / 6	82.333	119,666.67
Justin Thomas	T33	74 70 68 74	286 / 6	82.333	119,666.67
Nick Taylor	T33	72 68 71 75	286 / 6	82.333	119,666.67
Collin Morikawa	T33	70 74 67 75	286 / 6	82.333	119,666.67
Corey Conners	39	70 71 66 80	287 / 7	68.000	104,000.00
Sungjae Im	T40	71 75 77 67	290 / 10	62.000	98,000.00
Lucas Glover	T40	75 73 69 73	290 / 10	62.000	98,000.00
Sam Stevens	42	71 77 71 72	291 / 11	56.000	92,000.00
Ryan Fox	43	74 73 76 69	292 / 12	52.000	88,000.00
Ryan Gerard	44	75 76 72 71	294 / 14	48.000	84,000.00
Jhonattan Vegas	45	74 72 77 72	295 / 15	44.000	80,000.00
Thomas Detry	46	73 74 75 75	297 / 17	42.000	76,000.00
Brian Campbell	47	77 71 75 75	298 / 18	40.000	72,000.00
Andrew Novak	48	72 76 77 75	300 / 20	38.000	70,000.00
Daniel Berger	W/D	71 69 72 -	212 / 2	0.000	0.00


PING

2024 Four–Round Course Summary

East Lake Golf Club

Rank	Hole	Par	Yardage	Average Score	Average Over Under-par	Eagle	Birdie	Par	Bogey	Double Bogey	Other
1	1	4	510	4.425	0.425	0	4	68	41	7	0
4	2	3	205	3.000	0.000	0	11	98	11	0	0
11	3	4	415	3.892	-0.108	0	28	78	13	1	0
2	4	4	465	4.092	0.092	0	20	75	19	6	0
4	5	4	450	4.000	0.000	0	18	86	14	2	0
17	6	5	525	4.433	-0.567	2	66	50	2	0	0
9	7	4	495	3.950	-0.050	0	26	77	15	1	1
15	8	4	390	3.592	-0.408	2	53	58	6	1	0
3	9	3	260	3.017	0.017	0	10	99	10	1	0
13	10	4	425	3.850	-0.150	0	38	64	16	2	0
8	11	3	225	2.967	-0.033	0	18	90	10	2	0
14	12	4	390	3.808	-0.192	0	31	81	8	0	0
4	13	4	450	4.000	0.000	0	25	71	23	1	0
18	14	5	580	4.333	-0.667	5	74	38	2	1	0
12	15	3	215	2.875	-0.125	0	25	86	8	1	0
7	16	4	460	3.975	-0.025	0	22	83	13	1	1
10	17	4	445	3.908	-0.092	0	31	71	16	2	0
16	18	5	585	4.500	-0.500	2	65	45	7	1	0
TOTALS:		**71**	**7,490**	**68.617**	**-2.383**	**11**	**565**	**1,318**	**234**	**30**	**2**

2024 East Lake Golf Club Scoring Recap

East Lake Golf Club

	ROUND 1	ROUND 2	ROUND 3	ROUND 4	TOTAL
Rounds below 70	21	20	15	21	77
Rounds below par	27	24	17	25	93
Rounds par & below	29	28	26	27	110
Rounds at even par	2	4	9	2	17
Rounds over par	1	2	4	3	10

2023 Four–Round Course Summary

East Lake Golf Club

Rank	Hole	Par	Yardage	Average Score	Average Over Under-par	Eagle	Birdie	Par	Bogey	Double Bogey	Other
3	1	4	469	4.158	0.158	0	16	76	23	3	2
9	2	3	197	2.992	-0.008	0	14	93	13	0	0
16	3	4	391	3.842	-0.158	1	27	82	10	0	0
6	4	4	479	4.058	0.058	0	18	80	20	1	1
10	5	4	442	3.958	-0.042	0	21	85	12	2	0
18	6	5	525	4.342	-0.658	6	73	36	4	1	0
7	7	4	481	4.033	0.033	0	18	80	22	0	0
1	8	4	455	4.192	0.192	0	16	73	25	4	2
2	9	3	235	3.183	0.183	0	6	86	28	0	0
15	10	4	424	3.850	-0.150	0	29	81	9	1	0
8	11	3	214	3.000	0.000	0	19	83	17	1	0
14	12	4	389	3.875	-0.125	0	25	85	10	0	0
13	13	4	440	3.892	-0.108	0	30	73	17	0	0
4	14	4	520	4.125	0.125	1	20	68	25	6	0
5	15	3	211	3.067	0.067	0	21	76	18	4	1
11	16	4	454	3.908	-0.092	0	30	73	15	2	0
11	17	4	430	3.908	-0.092	0	33	66	20	1	0
17	18	5	590	4.375	-0.625	5	70	40	5	0	0
TOTALS:		**70**	**7,346**	**68.758**	**-1.242**	**13**	**486**	**1,336**	**293**	**26**	**6**

2023 East Lake Golf Club Scoring Recap

East Lake Golf Club

	ROUND 1	ROUND 2	ROUND 3	ROUND 4	TOTAL
Rounds below 70	18	16	14	19	67
Rounds below par	18	16	14	19	67
Rounds par & below	23	21	19	21	84
Rounds at even par	5	5	5	2	17
Rounds over par	7	9	11	9	36

2022 Four–Round Course Summary

East Lake Golf Club

Rank	Hole	Par	Yardage	Average Score	Average Over Under-par	Eagle	Birdie	Par	Bogey	Double Bogey	Other
2	1	4	469	4.129	0.129	0	11	82	21	1	1
10	2	3	197	2.914	-0.086	0	20	86	10	0	0
16	3	4	391	3.647	-0.353	0	45	67	4	0	0
3	4	4	479	4.112	0.112	0	9	85	22	0	0
14	5	4	442	3.836	-0.164	1	29	74	12	0	0
17	6	5	525	4.310	-0.690	9	67	36	3	1	0
6	7	4	481	4.017	0.017	0	18	79	18	1	0
5	8	4	455	4.026	0.026	0	23	72	16	5	0
4	9	3	235	3.034	0.034	0	12	88	16	0	0
9	10	4	424	3.940	-0.060	0	22	80	13	1	0
7	11	3	214	3.000	0.000	0	15	86	15	0	0
15	12	4	389	3.828	-0.172	0	30	76	10	0	0
11	13	4	440	3.905	-0.095	0	24	80	11	1	0
1	14	4	520	4.147	0.147	0	12	77	25	2	0
8	15	3	211	2.966	-0.034	0	17	88	9	2	0
11	16	4	454	3.905	-0.095	0	23	81	12	0	0
13	17	4	430	3.879	-0.121	0	30	71	14	1	0
17	18	5	590	4.310	-0.690	9	65	39	3	0	0
TOTALS:		**70**	**7,346**	**67.905**	**-2.095**	**19**	**472**	**1,347**	**234**	**15**	**1**

2022 East Lake Golf Club Scoring Recap

East Lake Golf Club

	ROUND 1	ROUND 2	ROUND 3	ROUND 4	TOTAL
Rounds below 70	21	20	25	18	84
Rounds below par	21	20	25	18	84
Rounds par & below	24	23	27	24	98
Rounds at even par	3	3	2	6	14
Rounds over par	5	6	2	5	18

2021 Four–Round Course Summary

East Lake Golf Club

Rank	Hole	Par	Yardage	Average Score	Average Over Under-par	Eagle	Birdie	Par	Bogey	Double Bogey	Other
2	1	4	469	4.153	0.153	1	9	81	25	2	0
9	2	3	197	3.000	0.000	0	23	73	21	1	0
11	3	4	391	3.915	-0.085	1	26	73	18	0	0
5	4	4	479	4.119	0.119	0	8	89	20	1	0
13	5	4	442	3.864	-0.136	1	23	85	9	0	0
18	6	5	525	4.415	-0.585	3	65	48	2	0	0
10	7	4	481	3.992	-0.008	0	23	76	16	3	0
3	8	4	455	4.136	0.136	0	19	70	23	6	0
3	9	3	235	3.136	0.136	0	5	93	19	1	0
12	10	4	424	3.898	-0.102	0	28	76	13	0	1
6	11	3	214	3.051	0.051	0	12	88	18	0	0
16	12	4	389	3.788	-0.212	0	35	73	10	0	0
15	13	4	440	3.814	-0.186	0	34	73	10	1	0
1	14	4	520	4.161	0.161	0	11	80	24	3	0
8	15	3	211	3.025	0.025	1	19	80	12	6	0
7	16	4	454	4.042	0.042	0	18	78	21	1	0
14	17	4	430	3.856	-0.144	0	30	75	13	0	0
17	18	5	590	4.441	-0.559	1	70	41	6	0	0
TOTALS:		**70**	**7,346**	**68.805**	**-1.195**	**8**	**458**	**1,352**	**280**	**25**	**1**

2021 East Lake Golf Club Scoring Recap

East Lake Golf Club

	ROUND 1	ROUND 2	ROUND 3	ROUND 4	TOTAL
Rounds below 70	21	20	16	18	75
Rounds below par	21	20	16	18	75
Rounds par & below	22	24	21	24	91
Rounds at even par	1	4	5	6	16
Rounds over par	8	6	8	5	27

2020 Four–Round Course Summary

East Lake GC

Rank	Hole	Par	Yardage	Average Score	Average Over Under-par	Eagle	Birdie	Par	Bogey	Double Bogey	Other
6	1	4	469	4.092	0.092	0	20	70	29	1	0
11	2	3	197	2.933	-0.067	0	19	90	11	0	0
16	3	4	391	3.767	-0.233	1	38	69	12	0	0
3	4	4	479	4.117	0.117	0	12	84	22	2	0
11	5	4	442	3.933	-0.067	0	18	92	10	0	0
18	6	5	525	4.375	-0.625	5	70	41	3	1	0
5	7	4	481	4.100	0.100	0	19	73	25	3	0
2	8	4	455	4.142	0.142	0	17	72	28	3	0
7	9	3	235	3.067	0.067	0	14	84	22	0	0
9	10	4	424	3.975	-0.025	0	24	75	21	0	0
4	11	3	214	3.108	0.108	0	12	84	23	1	0
14	12	4	389	3.858	-0.142	0	31	75	14	0	0
15	13	4	440	3.850	-0.150	0	31	76	13	0	0
1	14	4	520	4.175	0.175	0	9	82	28	1	0
8	15	3	211	3.025	0.025	0	19	82	16	3	0
10	16	4	454	3.950	-0.050	0	28	71	20	1	0
13	17	4	430	3.900	-0.100	0	33	68	17	2	0
17	18	5	590	4.550	-0.450	1	61	49	9	0	0
TOTALS:		**70**	**7,346**	**68.917**	**-1.083**	**7**	**475**	**1,337**	**323**	**18**	**0**

2020 East Lake Golf Club Scoring Recap

East Lake GC

	ROUND 1	ROUND 2	ROUND 3	ROUND 4	TOTAL
Rounds below 70	17	15	18	15	65
Rounds below par	17	15	18	15	65
Rounds par & below	22	18	24	19	83
Rounds at even par	5	3	6	4	18
Rounds over par	8	12	6	11	37

2019 Four–Round Course Summary

East Lake GC

Rank	Hole	Par	Yardage	Average Score	Average Over Under-par	Eagle	Birdie	Par	Bogey	Double Bogey	Other
4	1	4	469	4.167	0.167	0	13	74	33	0	0
13	2	3	197	2.933	-0.067	0	20	88	12	0	0
14	3	4	391	3.917	-0.083	0	23	84	13	0	0
5	4	4	479	4.150	0.150	0	10	82	28	0	0
11	5	4	442	3.967	-0.033	0	21	83	15	1	0
18	6	5	525	4.417	-0.583	0	74	42	4	0	0
9	7	4	481	4.083	0.083	0	18	76	24	2	0
3	8	4	455	4.183	0.183	0	15	80	17	5	3
6	9	3	235	3.142	0.142	2	6	87	23	2	0
10	10	4	424	4.033	0.033	0	20	77	22	1	0
7	11	3	214	3.133	0.133	0	8	90	20	2	0
16	12	4	389	3.867	-0.133	0	32	72	16	0	0
12	13	4	440	3.950	-0.050	0	24	79	16	1	0
2	14	4	520	4.192	0.192	0	10	81	26	2	1
1	15	3	211	3.233	0.233	0	13	75	23	9	0
8	16	4	454	4.125	0.125	0	15	81	19	4	1
14	17	4	430	3.917	-0.083	0	28	75	16	1	0
17	18	5	590	4.625	-0.375	2	51	59	7	0	1
TOTALS:		**70**	**7,346**	**70.033**	**0.033**	**4**	**401**	**1,385**	**334**	**30**	**6**

2019 East Lake Golf Club Scoring Recap

East Lake GC

	ROUND 1	ROUND 2	ROUND 3	ROUND 4	TOTAL
Rounds below 70	15	9	11	8	43
Rounds below par	15	9	11	8	43
Rounds par & below	20	14	16	15	65
Rounds at even par	5	5	5	7	22
Rounds over par	10	16	14	15	55

2018 Four–Round Course Summary

East Lake GC

Rank	Hole	Par	Yardage	Average Score	Average Over Under-par	Eagle	Birdie	Par	Bogey	Double Bogey	Other
2	1	4	469	4.200	0.200	0	12	77	28	1	2
10	2	3	197	3.000	0.000	0	18	84	18	0	0
13	3	4	391	3.917	-0.083	0	29	72	19	0	0
6	4	4	479	4.117	0.117	0	17	74	27	2	0
11	5	4	442	3.983	-0.017	0	23	76	21	0	0
18	6	5	525	4.350	-0.650	7	70	37	6	0	0
3	7	4	481	4.142	0.142	0	14	78	25	3	0
1	8	4	455	4.217	0.217	0	18	71	19	11	1
9	9	3	235	3.083	0.083	0	14	83	22	1	0
16	10	4	424	3.875	-0.125	0	28	79	13	0	0
6	11	3	214	3.117	0.117	0	10	86	24	0	0
14	12	4	389	3.908	-0.092	0	29	74	16	1	0
12	13	4	440	3.958	-0.042	0	20	86	13	1	0
4	14	4	520	4.133	0.133	0	17	73	27	3	0
5	15	3	211	3.125	0.125	0	18	76	19	7	0
8	16	4	454	4.108	0.108	0	18	77	19	6	0
15	17	4	430	3.883	-0.117	1	28	75	16	0	0
17	18	5	590	4.500	-0.500	2	62	50	6	0	0
TOTALS:		**70**	**7,346**	**69.617**	**-0.383**	**10**	**445**	**1,328**	**338**	**36**	**3**

2018 East Lake Golf Club Scoring Recap

East Lake GC

	ROUND 1	ROUND 2	ROUND 3	ROUND 4	TOTAL
Rounds below 70	16	13	21	14	64
Rounds below par	16	13	21	14	64
Rounds par & below	20	16	23	16	75
Rounds at even par	4	3	2	2	11
Rounds over par	10	14	7	14	45

2017 Four–Round Course Summary

East Lake GC

Rank	Hole	Par	Yardage	Average Score	Average Over Under-par	Eagle	Birdie	Par	Bogey	Double Bogey	Other
2	*1	4	469	4.258	0.258	0	8	77	31	4	0
11	2	3	197	2.975	-0.025	0	19	86	14	1	0
16	3	4	391	3.825	-0.175	0	32	77	11	0	0
3	4	4	479	4.133	0.133	0	15	75	29	1	0
14	5	4	442	3.892	-0.108	0	25	83	12	0	0
18	6	5	525	4.433	-0.567	7	60	47	6	0	0
6	7	4	481	4.042	0.042	0	20	78	19	3	0
7	8	4	455	4.025	0.025	0	22	77	17	4	0
5	9	3	235	3.125	0.125	0	12	83	23	2	0
13	10	4	424	3.908	-0.092	1	24	80	15	0	0
3	11	3	214	3.133	0.133	0	11	82	27	0	0
15	12	4	389	3.858	-0.142	0	27	83	10	0	0
9	13	4	440	4.000	0.000	0	24	74	20	2	0
1	*14	4	520	4.317	0.317	0	6	73	38	3	0
7	15	3	211	3.025	0.025	0	20	78	21	1	0
12	16	4	454	3.958	-0.042	1	20	86	9	4	0
10	17	4	430	3.983	-0.017	0	18	87	14	1	0
17	18	5	590	4.492	-0.508	3	61	50	6	0	0
TOTALS:		**70**	**7,346**	**69.383**	**-0.617**	**12**	**424**	**1,376**	**322**	**26**	**0**

** in Top 2017 50 Toughest Holes*

2017 East Lake Golf Club Scoring Recap

East Lake GC

	ROUND 1	ROUND 2	ROUND 3	ROUND 4	TOTAL
Rounds below 70	20	18	13	15	66
Rounds below par	20	18	13	15	66
Rounds par & below	20	21	18	20	79
Rounds at even par	0	3	5	5	13
Rounds over par	10	9	12	10	41

2016 Four–Round Course Summary

East Lake GC

Rank	Hole	Par	Yardage	Average Score	Average Over Under-par	Eagle	Birdie	Par	Bogey	Double Bogey	Other
2	1	4	469	4.274	0.274	0	12	64	39	1	1
5	2	3	197	3.094	0.094	0	13	82	20	2	0
14	3	4	391	3.863	-0.137	0	25	85	5	2	0
9	4	4	479	4.017	0.017	0	17	81	19	0	0
16	5	4	442	3.778	-0.222	0	37	69	11	0	0
18	6	5	525	4.530	-0.470	2	58	50	7	0	0
4	7	4	481	4.171	0.171	1	19	66	23	6	2
1	*8	4	471	4.299	0.299	0	16	65	24	9	3
8	9	3	235	3.026	0.026	0	14	86	17	0	0
12	10	4	424	3.957	-0.043	0	27	72	14	4	0
10	11	3	214	3.009	0.009	0	17	84	14	2	0
15	12	4	389	3.829	-0.171	0	37	66	12	1	1
7	13	4	440	4.051	0.051	0	17	79	19	2	0
3	14	4	520	4.188	0.188	0	9	81	24	2	1
6	15	3	211	3.060	0.060	0	19	77	16	5	0
10	16	4	454	4.009	0.009	1	15	85	14	2	0
13	17	4	443	3.880	-0.120	0	33	67	15	2	0
17	18	5	600	4.581	-0.419	3	51	56	6	1	0
TOTALS:		**70**	**7,385**	**69.615**	**-0.385**	**7**	**436**	**1,315**	**299**	**41**	**8**

** in Top 2016 50 Toughest Holes*

2016 East Lake Golf Club Scoring Recap

East Lake GC

	ROUND 1	ROUND 2	ROUND 3	ROUND 4	TOTAL
Rounds below 70	12	10	17	20	59
Rounds below par	12	10	17	20	59
Rounds par & below	14	17	19	24	74
Rounds at even par	2	7	2	4	15
Rounds over par	16	12	10	5	43

2015 Four–Round Course Summary

East Lake GC

Rank	Hole	Par	Yardage	Average Score	Average Over Under-par	Eagle	Birdie	Par	Bogey	Double Bogey	Other
14	1	4	424	3.938	-0.063	0	24	73	13	2	0
8	2	3	214	3.036	0.036	0	14	80	18	0	0
15	3	4	390	3.875	-0.125	0	30	66	16	0	0
8	4	4	440	4.036	0.036	0	18	72	22	0	0
1	*5	4	520	4.429	0.429	0	3	66	36	6	1
7	6	3	209	3.054	0.054	0	14	81	14	3	0
13	7	4	434	3.964	-0.036	0	19	79	13	1	0
10	8	4	405	4.027	0.027	0	21	69	20	2	0
16	9	5	600	4.821	-0.179	1	36	61	10	4	0
2	10	4	469	4.232	0.232	0	13	64	32	2	1
11	11	3	197	3.000	0.000	0	14	84	14	0	0
17	12	4	391	3.813	-0.188	0	33	68	10	1	0
3	13	4	476	4.188	0.188	0	15	63	32	2	0
12	14	4	442	3.973	-0.027	0	23	73	13	2	1
18	15	5	525	4.589	-0.411	1	51	53	7	0	0
6	16	4	481	4.116	0.116	0	11	78	22	1	0
4	17	4	455	4.152	0.152	0	18	66	23	3	2
5	18	3	235	3.134	0.134	0	11	80	17	3	1
TOTALS:		**70**	**7,307**	**70.375**	**0.375**	**2**	**368**	**1,276**	**332**	**32**	**6**

** in Top 2015 50 Toughest Holes*

2015 East Lake Golf Club Scoring Recap

East Lake GC

	ROUND 1	ROUND 2	ROUND 3	ROUND 4	TOTAL
Rounds below 70	16	4	9	12	41
Rounds below par	16	4	9	12	41
Rounds par & below	18	9	13	22	62
Rounds at even par	2	5	4	10	21
Rounds over par	10	19	15	6	50

2014 Four–Round Course Summary

East Lake GC

Rank	Hole	Par	Yardage	Average Score	Average Over Under-par	Eagle	Birdie	Par	Bogey	Double Bogey	Other
14	1	4	424	3.905	-0.095	0	28	74	11	3	0
11	2	3	214	3.043	0.043	0	13	85	18	0	0
15	3	4	390	3.853	-0.147	0	35	67	10	4	0
7	4	4	440	4.121	0.121	0	14	76	24	2	0
3	5	4	520	4.207	0.207	0	6	81	28	1	0
1	6	3	209	3.241	0.241	0	18	64	25	7	2
6	7	4	434	4.138	0.138	0	13	77	23	3	0
12	8	4	405	4.009	0.009	0	23	73	16	4	0
17	9	5	600	4.716	-0.284	1	46	55	13	1	0
1	10	4	469	4.241	0.241	0	9	70	37	0	0
9	11	3	197	3.086	0.086	0	8	90	18	0	0
13	12	4	391	3.931	-0.069	0	25	74	17	0	0
4	13	4	476	4.181	0.181	0	8	80	27	1	0
15	14	4	442	3.853	-0.147	0	32	70	13	1	0
18	15	5	525	4.397	-0.603	4	68	38	6	0	0
5	16	4	481	4.147	0.147	0	9	82	24	1	0
8	17	4	455	4.103	0.103	0	20	71	19	5	1
9	18	3	235	3.086	0.086	0	10	86	20	0	0
TOTALS:		**70**	**7,307**	**70.259**	**0.259**	**5**	**385**	**1,313**	**349**	**33**	**3**

2014 East Lake Golf Club Scoring Recap

East Lake GC

	ROUND 1	ROUND 2	ROUND 3	ROUND 4	TOTAL
Rounds below 70	15	13	13	10	51
Rounds below par	15	13	13	10	51
Rounds par & below	19	14	15	14	62
Rounds at even par	4	1	2	4	11
Rounds over par	10	15	14	15	54
Rounds 80 & over	0	0	1	0	1

2013 Four–Round Course Summary

East Lake GC

Rank	Hole	Par	Yardage	Average Score	Average Over Under-par	Eagle	Birdie	Par	Bogey	Double Bogey	Other
10	1	4	424	3.983	-0.017	0	24	75	20	1	0
13	2	3	214	2.917	-0.083	0	23	85	11	1	0
12	3	4	390	3.942	-0.058	0	25	79	14	2	0
6	4	4	440	4.058	0.058	0	13	87	20	0	0
1	5	4	520	4.292	0.292	0	3	82	33	1	1
3	6	3	209	3.125	0.125	0	12	89	11	8	0
14	7	4	434	3.875	-0.125	1	26	81	11	1	0
15	8	4	405	3.825	-0.175	0	35	71	14	0	0
17	9	5	600	4.642	-0.358	1	47	67	4	1	0
4	10	4	469	4.108	0.108	0	16	79	22	2	1
11	11	3	197	2.967	-0.033	0	19	88	11	2	0
16	12	4	391	3.800	-0.200	0	38	69	12	1	0
9	13	4	476	3.992	-0.008	0	17	88	14	1	0
8	14	4	442	4.008	0.008	0	24	72	23	1	0
18	15	5	525	4.575	-0.425	1	57	55	6	1	0
5	16	4	481	4.092	0.092	0	18	74	27	1	0
7	17	4	455	4.025	0.025	0	26	73	15	4	2
2	18	3	235	3.158	0.158	0	7	87	26	0	0
TOTALS:		**70**	**7,307**	**69.383**	**-0.617**	**3**	**430**	**1,401**	**294**	**28**	**4**

2013 East Lake Golf Club Scoring Recap

East Lake GC

	ROUND 1	ROUND 2	ROUND 3	ROUND 4	TOTAL
Rounds below 70	17	14	13	22	66
Rounds below par	17	14	13	22	66
Rounds par & below	24	17	18	23	82
Rounds at even par	7	3	5	1	16
Rounds over par	6	13	12	7	38

2012 Four–Round Course Summary

East Lake GC

Rank	Hole	Par	Yardage	Average Score	Average Over Under-par	Eagle	Birdie	Par	Bogey	Double Bogey	Other
6	1	4	424	4.100	0.100	0	16	80	20	4	0
5	2	3	214	3.183	0.183	0	8	85	24	3	0
14	3	4	387	3.950	-0.050	0	23	80	17	0	0
11	4	4	440	4.033	0.033	0	18	84	14	4	0
2	5	4	520	4.267	0.267	0	8	77	31	3	1
3	6	3	209	3.258	0.258	0	17	67	25	10	1
9	7	4	434	4.050	0.050	0	18	80	20	2	0
16	8	4	405	3.908	-0.092	0	26	80	13	1	0
17	9	5	600	4.592	-0.408	0	58	53	9	0	0
9	10	4	469	4.050	0.050	0	20	76	22	2	0
15	11	3	197	2.942	-0.058	0	14	99	7	0	0
13	12	4	391	3.958	-0.042	0	23	81	14	2	0
6	13	4	476	4.100	0.100	0	12	85	22	1	0
12	14	4	442	3.975	-0.025	1	19	82	18	0	0
18	15	5	525	4.450	-0.550	4	62	50	4	0	0
1	*16	4	481	4.317	0.317	0	10	65	42	3	0
8	17	4	470	4.067	0.067	0	23	71	22	3	1
4	18	3	235	3.217	0.217	0	14	70	32	4	0
TOTALS:		**70**	**7,319**	**70.417**	**0.417**	**5**	**389**	**1,365**	**356**	**42**	**3**

** in Top 2012 50 Toughest Holes*

2012 East Lake Golf Club Scoring Recap

East Lake GC

	ROUND 1	ROUND 2	ROUND 3	ROUND 4	TOTAL
Rounds below 70	18	14	8	6	46
Rounds below par	18	14	8	6	46
Rounds par & below	21	18	15	10	64
Rounds at even par	3	4	7	4	18
Rounds over par	9	12	15	20	56

2011 Four–Round Course Summary

East Lake GC

Rank	Hole	Par	Yardage	Average Score	Average Over Under-par	Eagle	Birdie	Par	Bogey	Double Bogey	Other
11	1	4	424	4.008	0.008	0	21	78	20	1	0
7	2	3	214	3.075	0.075	0	13	85	22	0	0
14	3	4	387	3.917	-0.083	0	23	86	10	0	1
13	4	4	440	3.967	-0.033	1	25	73	19	2	0
1	5	4	520	4.242	0.242	0	7	79	33	0	1
2	6	3	209	3.158	0.158	0	13	79	24	4	0
7	7	4	434	4.075	0.075	0	13	87	18	2	0
15	8	4	405	3.908	-0.092	0	35	63	20	2	0
17	9	5	600	4.592	-0.408	3	49	62	6	0	0
3	10	4	469	4.142	0.142	0	15	77	24	4	0
9	11	3	197	3.050	0.050	0	14	89	14	3	0
16	12	4	391	3.883	-0.117	0	27	82	9	2	0
4	13	4	476	4.117	0.117	0	10	87	22	1	0
12	14	4	442	3.975	-0.025	0	22	83	11	4	0
18	15	5	525	4.417	-0.583	2	73	39	5	1	0
6	16	4	481	4.100	0.100	0	15	78	27	0	0
4	17	4	470	4.117	0.117	0	22	70	23	4	1
9	18	3	235	3.050	0.050	0	16	85	16	3	0
TOTALS:		**70**	**7,319**	**69.792**	**-0.208**	**6**	**413**	**1,382**	**323**	**33**	**3**

2011 East Lake Golf Club Scoring Recap

East Lake GC

	ROUND 1	ROUND 2	ROUND 3	ROUND 4	TOTAL
Rounds below 70	18	15	11	14	58
Rounds below par	18	15	11	14	58
Rounds par & below	21	23	17	17	78
Rounds at even par	3	8	6	3	20
Rounds over par	9	7	13	13	42

2010 Four–Round Course Summary

East Lake GC

Rank	Hole	Par	Yardage	Average Score	Average Over Under-par	Eagle	Birdie	Par	Bogey	Double Bogey	Other
9	1	4	424	4.017	0.017	0	16	88	14	2	0
8	2	3	214	3.108	0.108	0	11	86	22	1	0
14	3	4	387	3.892	-0.108	0	30	73	17	0	0
13	4	4	440	3.958	-0.042	0	23	79	18	0	0
1	*5	4	520	4.267	0.267	0	10	70	38	2	0
6	6	3	209	3.175	0.175	0	18	75	16	10	1
9	7	4	434	4.017	0.017	0	20	78	22	0	0
12	8	4	405	3.975	-0.025	0	21	81	18	0	0
17	9	5	600	4.625	-0.375	2	55	51	10	2	0
4	10	4	469	4.217	0.217	0	9	81	26	3	1
16	11	3	197	2.883	-0.117	0	20	94	6	0	0
14	12	4	391	3.892	-0.108	1	24	83	11	1	0
5	13	4	476	4.183	0.183	0	11	79	27	3	0
11	14	4	442	3.992	-0.008	0	19	83	18	0	0
18	15	5	525	4.467	-0.533	6	58	51	4	1	0
3	16	4	481	4.233	0.233	0	13	71	31	5	0
2	17	4	470	4.258	0.258	0	19	59	35	6	1
7	18	3	235	3.117	0.117	0	11	84	25	0	0
TOTALS:		**70**	**7,319**	**70.275**	**0.275**	**9**	**388**	**1,366**	**358**	**36**	**3**

** in Top 2010 50 Toughest Holes*

2010 East Lake Golf Club Scoring Recap

East Lake GC

	ROUND 1	ROUND 2	ROUND 3	ROUND 4	TOTAL
Rounds below 70	9	14	14	12	49
Rounds below par	9	14	14	12	49
Rounds par & below	12	18	16	18	64
Rounds at even par	3	4	2	6	15
Rounds over par	18	12	14	12	56

2009 Four–Round Course Summary

East Lake GC

Rank	Hole	Par	Yardage	Average Score	Average Over Under-par	Eagle	Birdie	Par	Bogey	Double Bogey	Other
13	1	4	424	3.975	-0.025	0	20	84	15	1	0
12	2	3	214	3.025	0.025	0	16	85	19	0	0
13	3	4	387	3.975	-0.025	0	22	80	17	1	0
9	4	4	440	4.042	0.042	0	19	79	20	2	0
1	*5	4	520	4.300	0.300	0	4	79	35	1	1
7	6	3	209	3.108	0.108	0	17	78	20	5	0
8	7	4	434	4.092	0.092	0	19	74	24	3	0
15	8	4	405	3.933	-0.067	0	22	85	12	1	0
17	9	5	600	4.675	-0.325	0	51	58	10	1	0
5	10	4	469	4.150	0.150	0	15	78	23	3	1
9	11	3	197	3.042	0.042	0	16	83	21	0	0
16	12	4	391	3.917	-0.083	0	28	74	18	0	0
2	13	4	476	4.233	0.233	0	6	82	30	2	0
9	14	4	442	4.042	0.042	0	16	87	15	1	1
18	15	5	525	4.550	-0.450	2	53	62	3	0	0
4	16	4	481	4.158	0.158	0	12	78	29	1	0
6	17	4	455	4.117	0.117	0	18	73	26	3	0
3	18	3	235	3.217	0.217	0	7	81	31	1	0
TOTALS:		**70**	**7,304**	**70.550**	**0.550**	**2**	**361**	**1,400**	**368**	**26**	**3**

** in Top 2009 50 Toughest Holes*

2009 East Lake Golf Club Scoring Recap

East Lake GC

	ROUND 1	ROUND 2	ROUND 3	ROUND 4	TOTAL
Rounds below 70	8	12	8	8	36
Rounds below par	8	12	8	8	36
Rounds par & below	15	15	14	11	55
Rounds at even par	7	3	6	3	19
Rounds over par	15	15	16	19	65

2008 Four–Round Course Summary

East Lake GC

Rank	Hole	Par	Yardage	Average Score	Average Over Under-par	Eagle	Birdie	Par	Bogey	Double Bogey	Other
14	1	4	424	4.000	0.000	1	17	83	19	0	0
7	2	3	214	3.125	0.125	0	12	84	21	3	0
15	3	4	387	3.917	-0.083	0	27	76	17	0	0
12	4	4	440	4.042	0.042	0	22	71	27	0	0
4	5	4	520	4.258	0.258	0	14	65	37	4	0
3	6	3	209	3.267	0.267	0	13	75	19	13	0
11	7	4	434	4.050	0.050	0	20	75	24	1	0
13	8	4	405	4.033	0.033	0	24	70	24	2	0
17	9	5	600	4.667	-0.333	1	44	69	6	0	0
1	10	4	469	4.308	0.308	0	10	68	37	5	0
10	11	3	197	3.058	0.058	0	17	81	20	2	0
16	12	4	391	3.900	-0.100	0	28	77	14	1	0
7	13	4	476	4.125	0.125	0	12	81	27	0	0
9	14	4	442	4.117	0.117	0	14	81	22	3	0
18	15	5	525	4.425	-0.575	5	60	54	1	0	0
5	16	4	481	4.208	0.208	0	12	72	35	1	0
2	17	4	455	4.283	0.283	0	11	73	28	7	1
6	18	3	235	3.200	0.200	0	7	83	29	1	0
TOTALS:		**70**	**7,304**	**70.983**	**0.983**	**7**	**364**	**1,338**	**407**	**43**	**1**

2008 East Lake Golf Club Scoring Recap

East Lake GC

	ROUND 1	ROUND 2	ROUND 3	ROUND 4	TOTAL
Rounds below 70	5	11	11	14	41
Rounds below par	5	11	11	14	41
Rounds par & below	7	13	16	19	55
Rounds at even par	2	2	5	5	14
Rounds over par	23	17	14	11	65

2007 Four–Round Course Summary

East Lake GC

Rank	Hole	Par	Yardage	Average Score	Average Over Under-par	Eagle	Birdie	Par	Bogey	Double Bogey	Other
10	1	4	424	3.925	-0.075	0	20	89	11	0	0
5	2	3	214	3.017	0.017	0	19	81	19	1	0
12	3	4	387	3.883	-0.117	0	29	79	10	1	1
6	4	4	440	4.000	0.000	0	20	80	20	0	0
1	5	4	520	4.175	0.175	0	10	80	29	1	0
8	6	3	168	2.992	-0.008	0	29	72	12	5	2
13	7	4	394	3.875	-0.125	1	26	83	7	3	0
16	8	4	405	3.800	-0.200	0	35	75	9	1	0
17	9	5	600	4.600	-0.400	2	54	54	10	0	0
3	10	4	469	4.100	0.100	0	15	78	27	0	0
11	11	3	197	2.900	-0.100	0	18	96	6	0	0
15	12	4	391	3.817	-0.183	1	31	77	11	0	0
6	13	4	439	4.000	0.000	0	19	82	19	0	0
14	14	4	442	3.842	-0.158	0	32	75	13	0	0
18	15	5	495	4.242	-0.758	14	65	39	2	0	0
2	16	4	481	4.117	0.117	0	11	85	23	1	0
4	17	4	453	4.067	0.067	0	15	82	23	0	0
9	18	3	235	2.975	-0.025	0	16	92	11	1	0
TOTALS:		**70**	**7,154**	**68.325**	**-1.675**	**18**	**464**	**1,399**	**262**	**14**	**3**

2007 East Lake Golf Club Scoring Recap

East Lake GC

	ROUND 1	ROUND 2	ROUND 3	ROUND 4	TOTAL
Rounds below 70	24	22	20	14	80
Rounds below par	24	22	20	14	80
Rounds par & below	25	26	24	16	91
Rounds at even par	1	4	4	2	11
Rounds over par	5	4	6	14	29

2006 Four–Round Course Summary

East Lake GC

Rank	Hole	Par	Yardage	Average Score	Average Over Under-par	Eagle	Birdie	Par	Bogey	Double Bogey	Other
12	1	4	424	3.963	-0.037	0	22	69	16	1	0
6	2	3	214	3.167	0.167	0	8	77	21	1	1
15	3	4	387	3.889	-0.111	0	29	62	17	0	0
13	4	4	440	3.917	-0.083	0	20	78	9	1	0
1	*5	4	520	4.407	0.407	0	3	59	45	1	0
7	6	3	168	3.083	0.083	0	13	78	12	5	0
17	7	4	394	3.843	-0.157	0	28	69	11	0	0
10	8	4	405	4.056	0.056	0	20	63	24	1	0
16	9	5	600	4.870	-0.130	0	30	63	14	1	0
2	10	4	469	4.287	0.287	0	11	61	32	2	2
9	11	3	197	3.065	0.065	0	9	84	14	1	0
13	12	4	391	3.917	-0.083	0	26	66	15	1	0
4	13	4	439	4.213	0.213	0	9	70	26	3	0
11	14	4	442	3.991	-0.009	0	22	67	17	2	0
18	15	5	495	4.583	-0.417	2	46	55	5	0	0
3	16	4	481	4.231	0.231	0	8	68	31	1	0
8	17	4	453	4.074	0.074	0	18	66	22	2	0
5	18	3	235	3.204	0.204	0	6	75	26	1	0
TOTALS:		**70**	**7,154**	**70.759**	**0.759**	**2**	**328**	**1,230**	**357**	**24**	**3**

** in Top 2006 50 Toughest Hole*

2006 East Lake Golf Club Scoring Recap

East Lake GC

	ROUND 1	ROUND 2	ROUND 3	ROUND 4	TOTAL
Rounds below 70	8	6	12	12	38
Rounds below par	8	6	12	12	38
Rounds par & below	8	9	13	17	47
Rounds at even par	0	3	1	5	9
Rounds over par	19	18	14	10	61
Rounds 80 & over	1	0	0	0	1

2005 Four–Round Course Summary

East Lake GC

Rank	Hole	Par	Yardage	Average Score	Average Over Under-par	Eagle	Birdie	Par	Bogey	Double Bogey	Other
7	1	4	424	4.086	0.086	0	21	65	29	1	0
9	2	3	214	3.009	0.009	0	16	84	15	1	0
16	3	4	387	3.845	-0.155	0	29	76	11	0	0
8	4	4	440	4.034	0.034	0	14	84	18	0	0
1	5	4	520	4.267	0.267	0	9	69	36	2	0
15	6	3	168	2.871	-0.129	0	25	82	8	1	0
14	7	4	394	3.888	-0.112	0	31	67	18	0	0
10	8	4	405	3.940	-0.060	0	26	71	19	0	0
17	9	5	600	4.664	-0.336	2	44	61	9	0	0
2	10	4	469	4.198	0.198	0	12	71	31	2	0
5	11	3	197	3.112	0.112	0	13	78	24	1	0
11	12	4	391	3.931	-0.069	0	24	77	14	1	0
5	13	4	439	4.112	0.112	0	12	80	23	1	0
13	14	4	442	3.905	-0.095	0	26	75	15	0	0
18	15	5	495	4.336	-0.664	12	57	43	4	0	0
3	16	4	481	4.164	0.164	0	13	74	26	3	0
12	17	4	453	3.914	-0.086	0	31	64	21	0	0
4	18	3	235	3.138	0.138	0	7	86	23	0	0
TOTALS:		**70**	**7,154**	**69.414**	**-0.586**	**14**	**410**	**1,307**	**344**	**13**	**0**

2005 East Lake Golf Club Scoring Recap

East Lake GC

	ROUND 1	ROUND 2	ROUND 3	ROUND 4	TOTAL
Rounds below 70	12	18	14	13	57
Rounds below par	12	18	14	13	57
Rounds par & below	17	20	19	19	75
Rounds at even par	5	2	5	6	18
Rounds over par	12	9	10	10	41

2004 Four–Round Course Summary

East Lake GC

Rank	Hole	Par	Yardage	Average Score	Average Over Under-par	Eagle	Birdie	Par	Bogey	Double Bogey	Other
10	1	4	424	4.000	0.000	1	18	80	18	1	0
9	2	3	214	3.008	0.008	0	17	83	18	0	0
15	3	4	387	3.915	-0.085	0	29	73	14	1	1
13	4	4	440	3.983	-0.017	0	22	76	20	0	0
8	5	4	480	4.042	0.042	0	14	85	19	0	0
11	6	3	211	2.992	-0.008	0	14	93	9	2	0
7	7	4	394	4.059	0.059	0	15	85	14	4	0
11	8	4	405	3.992	-0.008	0	22	75	21	0	0
17	9	5	584	4.661	-0.339	1	46	65	4	2	0
5	10	4	469	4.153	0.153	0	14	73	30	1	0
16	11	3	193	2.864	-0.136	0	31	73	13	1	0
13	12	4	391	3.983	-0.017	0	22	77	18	1	0
4	13	4	439	4.161	0.161	0	15	70	32	1	0
6	14	4	442	4.102	0.102	0	14	81	21	1	1
18	15	5	495	4.381	-0.619	5	66	44	3	0	0
1	*16	4	481	4.364	0.364	0	4	73	36	4	1
2	17	4	453	4.280	0.280	0	8	74	31	5	0
3	18	3	235	3.263	0.263	0	7	74	36	1	0
TOTALS:		**70**	**7,137**	**70.203**	**0.203**	**7**	**378**	**1,354**	**357**	**25**	**3**

** in Top 2004 50 Toughest Hole*

2004 East Lake Golf Club Scoring Recap

East Lake GC

	ROUND 1	ROUND 2	ROUND 3	ROUND 4	TOTAL
Rounds below 70	13	8	13	14	48
Rounds below par	13	8	13	14	48
Rounds par & below	15	11	19	20	65
Rounds at even par	2	3	6	6	17
Rounds over par	15	19	10	9	53

2002 Four–Round Course Summary

East Lake GC

Rank	Hole	Par	Yardage	Average Score	Average Over Under-par	Eagle	Birdie	Par	Bogey	Double Bogey	Other
6	1	4	424	4.075	0.075	0	11	90	18	1	0
13	2	3	195	2.942	-0.058	0	17	93	10	0	0
16	3	4	387	3.867	-0.133	0	31	75	13	1	0
8	4	4	440	4.050	0.050	0	19	77	23	1	0
5	5	4	480	4.083	0.083	0	16	79	24	1	0
15	6	3	164	2.875	-0.125	0	25	87	6	2	0
11	7	4	394	3.975	-0.025	0	15	93	12	0	0
8	8	4	405	4.050	0.050	0	19	79	19	3	0
17	9	5	584	4.658	-0.342	0	53	55	12	0	0
3	10	4	469	4.167	0.167	0	17	70	29	4	0
12	11	3	193	2.958	-0.042	1	21	80	18	0	0
14	12	4	391	3.900	-0.100	0	28	76	16	0	0
10	13	4	400	3.983	-0.017	1	21	77	21	0	0
6	14	4	442	4.075	0.075	0	13	88	17	1	1
18	15	5	495	4.458	-0.542	2	65	50	2	1	0
1	*16	4	481	4.283	0.283	0	7	75	36	1	1
4	17	4	453	4.133	0.133	1	12	79	26	2	0
2	18	3	232	3.175	0.175	0	9	82	28	1	0
TOTALS:		**70**	**7,029**	**69.708**	**-0.292**	**5**	**399**	**1,405**	**330**	**19**	**2**

** in 2002 Top 50 Toughest Holes*

2002 East Lake Golf Club Scoring Recap

East Lake GC

	ROUND 1	ROUND 2	ROUND 3	ROUND 4	TOTAL
Rounds below 70	8	16	13	19	56
Rounds below par	8	16	13	19	56
Rounds par & below	14	17	19	25	75
Rounds at even par	6	1	6	6	19
Rounds over par	16	13	11	5	45

2000 Four–Round Course Summary

East Lake GC

Rank	Hole	Par	Yardage	Average Score	Average Over Under-par	Eagle	Birdie	Par	Bogey	Double Bogey	Other
12	1	4	424	3.983	-0.017	0	20	79	16	1	0
8	2	3	192	3.026	0.026	0	15	85	14	2	0
9	3	4	387	4.017	0.017	0	21	73	21	1	0
13	4	4	440	3.940	-0.060	0	26	71	19	0	0
2	5	4	480	4.259	0.259	0	8	78	23	6	1
5	6	3	164	3.086	0.086	0	12	86	15	2	1
15	7	4	394	3.862	-0.138	0	24	84	8	0	0
16	8	4	360	3.750	-0.250	0	36	74	5	1	0
17	9	5	584	4.698	-0.302	0	40	71	5	0	0
4	10	4	469	4.164	0.164	0	15	70	28	3	0
14	11	3	192	2.922	-0.078	0	22	83	9	2	0
11	12	4	391	3.991	-0.009	1	19	78	16	2	0
7	13	4	400	4.052	0.052	0	18	75	22	1	0
10	14	4	442	4.000	0.000	0	19	81	14	1	1
18	15	5	495	4.509	-0.491	3	57	50	6	0	0
1	16	4	481	4.276	0.276	0	7	74	32	2	1
5	17	4	453	4.086	0.086	0	11	85	19	1	0
3	18	3	232	3.172	0.172	0	10	77	28	1	0
TOTALS:		**70**	**6,980**	**69.793**	**-0.207**	**4**	**380**	**1,374**	**300**	**26**	**4**

2000 East Lake Golf Club Scoring Recap

East Lake GC

	ROUND 1	ROUND 2	ROUND 3	ROUND 4	TOTAL
Rounds below 70	13	17	10	17	57
Rounds below par	13	17	10	17	57
Rounds par & below	17	19	15	21	72
Rounds at even par	4	2	5	4	15
Rounds over par	12	10	14	8	44

PAST CHAMPIONS



1987	Tom Watson
1988	Curtis Strange
1989	Tom Kite
1990	Jodie Mudd
1991	Craig Stadler
1992	Paul Azinger
1993	Jim Gallagher, Jr.
1994	Mark McCumber
1995	Billy Mayfair
1996	Tom Lehman
1997	David Duval
1998	Hal Sutton
1999	Tiger Woods
2000	Phil Mickelson
2001	Mike Weir
2002	Vijay Singh
2003	Chad Campbell
2004	Retief Goosen
2005	Bart Bryant
2006	Adam Scott
2007	Tiger Woods
2008	Camilo Villegas
2009	Phil Mickelson
2010	Jim Furyk
2011	Bill Haas
2012	Brandt Snedeker
2013	Henrik Stenson
2014	Billy Horschel
2015	Jordan Spieth
2016	Rory McIlroy
2017	Xander Schauffele
2018	Tiger Woods
2019	Rory McIlroy
2020	Dustin Johnson
2021	Patrick Cantlay
2022	Rory McIlroy
2023	Viktor Hovland
2024	Scottie Scheffler